

1 Ecological Impacts of Atmospheric Pollution and Interactions with Climate Change  
2 in Terrestrial Ecosystems of the Mediterranean Basin: Current Research and Future  
3 Directions

4

5 Raúl Ochoa-Hueso\*<sup>1#</sup>, Silvana Munzi\*<sup>2</sup>, Rocío Alonso<sup>3</sup>, María Arróniz-Crespo<sup>4</sup>, Anna Avila<sup>5</sup>,  
6 Victoria Bermejo<sup>3</sup>, Roland Bobbink<sup>6</sup>, Cristina Branquinho<sup>2</sup>, Laura Concostrina-Zubiri<sup>2</sup>, Cristina  
7 Cruz<sup>2</sup>, Ricardo Cruz de Carvalho<sup>2</sup>, Alessandra De Marco<sup>7</sup>, Teresa Dias<sup>2</sup>, David Elustondo<sup>8</sup>,  
8 Susana Elvira<sup>3</sup>, Belén Estébanez<sup>9</sup>, Lina Fusaro<sup>10</sup>, Giacomo Gerosa<sup>11</sup>, Sheila Izquieta-Rojano<sup>8</sup>,  
9 Mauro Lo Cascio<sup>12</sup>, Riccardo Marzuoli<sup>11</sup>, Paula Matos<sup>2</sup>, Simone Mereu<sup>12</sup>, José Merino<sup>13</sup>, Lourdes  
10 Morillas<sup>12</sup>, Alice Nunes<sup>2</sup>, Elena Paoletti<sup>14</sup>, Luca Paoli<sup>15</sup>, Pedro Pinho<sup>2,16</sup>, Isabel B. Rogers<sup>17</sup>,  
11 Arthur Santos<sup>2</sup>, Pierre Sicard<sup>18</sup>, Carly J. Stevens<sup>17</sup>, Mark R. Theobald<sup>3</sup>

12

13 \*These authors contributed equally to this work.

14

15 Abstract words: 247

16 Text words: 6811

17 Figures: 4

18 References: 165

19 Supplementary tables: 2

20

21 Capsule: A coordinated monitoring of air pollution and an assessment network of its effects are  
22 needed to improve environmental policy and management decisions in the Mediterranean Basin

- 23 1. Autonomous University of Madrid, Department of Ecology, 2 Darwin Street, Madrid, 28049,  
24 Spain.
- 25 2. cE3c Centre for Ecology, Evolution and Environmental Changes, Faculdade de Ciências,  
26 Universidade de Lisboa, Campo Grande, C2, Piso 5, 1749-016 Lisbon, Portugal
- 27 3. Air Pollution Division, CIEMAT, Avda. Complutense 22 (edif. 70), Madrid 28040, Spain
- 28 4. Escuela Técnica Superior de Ingenieros Agrónomos, Universidad Politécnica de Madrid,  
29 Ciudad Universitaria, 28040 Madrid, Spain
- 30 5. Center for Ecological Research and Forestry Applications (CREAF), Universitat Autònoma de  
31 Barcelona, 08193, Bellaterra, Spain
- 32 6. B-WARE Research Centre, Radboud University, PO Box 9010, 6525 ED Nijmegen, The  
33 Netherlands
- 34 7. ENEA, Via Anguillarese 301, 00123 Rome, Italy
- 35 8. LICA, Department of Chemistry and Soil Science, University of Navarre, Irunlarrea, 1-31008  
36 Pamplona, Spain
- 37 9. Departamento de Biología, Unidad de Botánica, Universidad Autónoma de Madrid, C/ Darwin  
38 2, 28049, Madrid, Spain.
- 39 10. Dept. of Environmental Biology, Sapienza University of Rome, Piazzale Aldo Moro 5, Rome,  
40 Italy
- 41 11. Dept. of Mathematics and Physics, Catholic University of Brescia, Via dei Musei 41, Brescia,  
42 Italy
- 43 12. Department of Science for Nature and Natural Resources, University of Sassari, Via Enrico  
44 De Nicola 1, 07100 Sassari, Italy
- 45 13. Departamento de Sistemas Físicos, Químicos y Naturales, Universidad Pablo de Olavide,

46 Ctra. de Utrera km. 1, 41013 Sevilla, Spain

47 14. IPSP-CNR, Via Madonna del Piano 10, 50019, Sesto Fiorentino, Florence, Italy

48 15. Department of Life Sciences, University of Siena, Via Mattioli 4, I-53100 Siena, Italy

49 16. CERENA-IST-UL, Centro de Recursos Naturais e Ambiente, Instituto Superior Técnico,  
50 Universidade de Lisboa, Av. Rovisco Pais 1049-001 Lisboa, Portugal

51 17. Lancaster Environment Center, Lancaster University, Lancaster LA1 4YQ, UK

52 18. ACRI-ST, 260 route du Pin Montard, BP 234, 06904 Sophia Antipolis Cedex, France

53

54 **Key-words:** Air Pollution; Climate Change; Coordinated Research Networks; Environmental  
55 Monitoring; Functional Diversity; Mediterranean Ecosystems

56

57 **Abstract**

58 Mediterranean Basin ecosystems, their unique biodiversity, and the key services they provide are  
59 currently at risk due to air pollution and climate change, yet only a limited number of isolated and  
60 geographically-restricted studies have addressed this topic, often with contrasting results.  
61 Particularities of air pollution in this region include high O<sub>3</sub> levels due to high air temperatures  
62 and solar radiation, the stability of air masses, and dominance of dry over wet nitrogen  
63 deposition. Moreover, the unique abiotic and biotic factors (e.g., climate, vegetation type,  
64 relevance of Saharan dust inputs) modulating the response of Mediterranean ecosystems at  
65 various spatiotemporal scales make it difficult to understand, and thus predict, the consequences  
66 of human activities that cause air pollution in the Mediterranean Basin. Therefore, there is an  
67 urgent need to implement coordinated research and experimental platforms along with wider  
68 environmental monitoring networks in the region. In particular, a robust deposition monitoring  
69 network in conjunction with modelling estimates is crucial, possibly including a set of common  
70 biomonitors (ideally cryptogams, an important component of the Mediterranean vegetation), to  
71 help refine pollutant deposition maps. Additionally, increased attention must be paid to functional  
72 diversity measures in future air pollution and climate change studies to establish the necessary link  
73 between biodiversity and the provision of ecosystem services in Mediterranean ecosystems.  
74 Through a coordinated effort, the Mediterranean scientific community can fill the above-  
75 mentioned gaps and reach a greater understanding of the mechanisms underlying the combined  
76 effects of air pollution and climate change in the Mediterranean Basin.

## 77 **Introduction**

78 Human activities and natural processes have shaped each other over ca. eight millennia within  
79 Mediterranean Basin ecosystems (Blondel, 2006). This coevolution, together with the  
80 heterogeneous orography and geology, the large seasonal and inter-annual climatic variability, the  
81 refuge effect during the last glaciations, and the crossroad location between European temperate  
82 ecosystems and North African and Asian drylands, has resulted in the high diversification of the  
83 flora and fauna that we observe today, making Mediterranean ecosystems a hotspot of  
84 biodiversity, but also of vulnerability (Schröter *et al.* 2005; Blondel 2006; Phoenix *et al.* 2006).  
85 Moreover, the Mediterranean Basin is one of the world's largest biodiversity hotspots and the  
86 only one within Europe, otherwise dominated by temperate natural and semi-natural grasslands,  
87 temperate deciduous forests and boreal conifer forests (Myers *et al.*, 2000). Species-rich  
88 ecosystems exclusive to the Mediterranean Basin include Spanish *matorrales* and *garrigas*,  
89 Portuguese *matos*, Italian *macchias*, Greek *phryganas*, and agrosilvopastoral ecosystems of high  
90 natural and economic value such as Spanish *dehesas* and Portuguese *montados* (Cowling *et al.*,  
91 1996; Blondel, 2006). However, the biodiversity and other ecosystem services of this region are  
92 currently at risk due to human pressures such as climate change, land degradation and air  
93 pollution (Schröter *et al.*, 2005; Scarascia-Mugnozza & Matteucci, 2012). Air pollution in the  
94 Mediterranean Basin is primarily in the form of particulate matter, nitrogen (N) deposition and  
95 tropospheric ozone (O<sub>3</sub>) (Paoletti, 2006; Ferretti *et al.*, 2014; García-Gómez *et al.*, 2014).  
96 Production of pollutants is mainly associated with industrial activities, construction, vehicle  
97 emissions and agricultural practices and, within the European context, is characteristically  
98 exacerbated by more frequent droughts and the typical stability of air masses in the region, with  
99 important consequences for ecosystem and human health (Millán *et al.*, 2002; Vestreng *et al.*,

100 2008; Izquieta-Rojano *et al.*, 2016a). This also has important social consequences for the  
101 Mediterranean region, where approximately 480 million people live, and where more frequent  
102 droughts, extreme climatic events and wildfires will only reinforce the current migrant and  
103 humanitarian crisis (Werz & Hoffman, 2016).

104 Environmental pollution interacts synergistically with climate change (Alonso *et al.*,  
105 2001, 2014; Bytnerowicz *et al.*, 2007; Sardans & Peñuelas, 2013). This is particularly true for  
106 seasonally dry regions like the Mediterranean Basin (Baron *et al.*, 2014), but the effects of this  
107 interaction on the structure and function of Mediterranean ecosystems are not adequately  
108 quantified and, therefore, the consequences are poorly understood (Bobbink *et al.*, 2010; Ochoa-  
109 Hueso *et al.*, 2011). Projections for 2100 suggest that mean air temperatures in the Mediterranean  
110 Basin region will rise from 2.2°C to 5.1°C above 1990 levels and that precipitation will decrease  
111 between -4 and -27% (Christensen *et al.*, 2007 and Figure 1). The sea level is also projected to  
112 rise, and a greater frequency and intensity of extreme weather events (e.g., drought, heat waves  
113 and floods) are expected (EEA, 2005). These changes will exacerbate the already acute water  
114 shortage problem in the region, particularly in drylands (Terray & Boé, 2013; Sicard & Dalstein-  
115 Richier, 2015), impairing their functionality and ability to deliver the ecosystem services on  
116 which society and economy depend (Bakkenes *et al.*, 2002; Lloret *et al.*, 2004). Functions that  
117 will be synergistically impaired by air pollution and climate change include reductions in crop  
118 yield and carbon sequestration (Maracchi *et al.*, 2005; Mills & Harmens, 2011; Shindell *et al.*,  
119 2012; Ferretti *et al.*, 2014). In addition, a higher fire risk is attributed to higher temperatures and  
120 more frequent droughts coupled with an N-driven increase of grass-derived highly-flammable  
121 fine fuel (Pausas & Fernández-Muñoz 2012).

122 In the last decades, atmospheric concentrations of major anthropogenic air pollutants such

123 as particulate matter and sulphur dioxide (SO<sub>2</sub>) have decreased in Southern Europe due to  
124 emission control policies and greener technologies (Querol *et al.*, 2014; Barros *et al.*, 2015;  
125 Aguilhaume *et al.*, 2016; Àvila & Aguilhaume, 2017). However, mitigation strategies have not  
126 been equally effective with other compounds such as reactive N and tropospheric O<sub>3</sub> (Figure. 2;  
127 Paoletti, 2006; García-Gómez *et al.*, 2014; Sicard *et al.*, 2016). For example, recent increases in  
128 N deposition, particularly dry deposition of NO<sub>3</sub>, have been detected in North-eastern Spain,  
129 where N deposition is estimated in the range of 15-30 kg N ha<sup>-1</sup> yr<sup>-1</sup> (Avila & Rodà, 2012;  
130 Camarero & Catalan, 2012; Aguilhaume *et al.*, 2016). This has been attributed to increased  
131 nitrogen oxide (NO<sub>x</sub>) and ammonia (NH<sub>3</sub>) emissions and changes in precipitation patterns  
132 (Aguilhaume *et al.*, 2016). Background O<sub>3</sub> pollution is typically high in Mediterranean climates  
133 due to the meteorological conditions of the area (Paoletti, 2006) and recent reviews have  
134 demonstrated that while O<sub>3</sub> in cities has generally increased, no clear trend, or only a slight  
135 decrease, has been detected in rural areas (Sicard *et al.*, 2013; Querol *et al.*, 2014); the annual  
136 average at rural western Mediterranean sites over the period 2000-2010 was 33 ppb, with a  
137 modest trend of -0.22% year<sup>-1</sup> (Sicard *et al.*, 2013). The Mediterranean Basin is also exposed to  
138 frequent African dust intrusions, which can naturally increase the level of suspended particulate  
139 matter and nutrient deposition, changing the chemical composition of the atmosphere (Escudero  
140 *et al.*, 2005; Marticorena & Formenti, 2013; Àvila & Aguilhaume, 2017). This has profound  
141 impacts on the biogeochemical cycles of both aquatic and terrestrial ecosystems (Mona *et al.*,  
142 2006), further exacerbating the negative consequences of air pollution and climate change on  
143 ecosystem and human health.

144 In this review, originated as a result of the 1<sup>st</sup> CAPERmed (Committee on Air Pollution  
145 Effects Research on Mediterranean Ecosystems; <http://capermed.weebly.com/>) Conference in

146 Lisbon, Portugal, we (i) summarize the current knowledge about atmospheric pollution trends  
147 and effects, and their interactions with climate change, in terrestrial ecosystems of the  
148 Mediterranean Basin, (ii) identify research gaps that need to be urgently filled, and (iii)  
149 recommend future steps. Due to lack of information for other regions within the Mediterranean  
150 Basin, we mainly focused our review on studies carried out in south-western European countries  
151 (France, Italy, Portugal and Spain). In contrast, we discuss information generated through a  
152 variety of experimental approaches (field manipulation experiments, greenhouse studies, open  
153 top chambers [OTCs], observational studies, modelling, etc.) from studies carried out in a wide  
154 range of representative natural (e.g., shrublands, grasslands, woodlands and forests) and semi-  
155 natural (e.g., *montados* or *dehesas*) ecosystems.

156

### 157 **Measurement and modelling of atmospheric pollution and deposition**

158 Estimating pollutant deposition loadings, particularly dry deposition, still presents important  
159 uncertainties and challenges, both in terms of modelling and measurements (Simpson *et al.*,  
160 2014). This is particularly true in studies at small regional scales and in regions with complex  
161 topography or under the influence of local emission sources (García-Gómez *et al.*, 2014), which  
162 is very often the case in the Mediterranean Basin. Dry deposition in Mediterranean ecosystems  
163 can represent the main input of atmospheric N, contributing up to 65-95% of the total deposition  
164 (Figure 2b; Sanz *et al.*, 2002; Avila & Rodà, 2012). For example, wet N deposition at the  
165 Levantine border of the Iberian Peninsula can be considered low to moderate ( $2 - 7.7 \text{ kg N ha}^{-1}$   
166  $\text{yr}^{-1}$ ), but total N deposition loads are comparable to more polluted areas in central and northern  
167 Europe ( $10 - 24 \text{ kg N ha}^{-1} \text{ yr}^{-1}$ ) when dry deposition is included (Avila & Rodà, 2012). Given that  
168 dry deposition is important in the Mediterranean Basin but is also difficult to measure, we should



169 ideally combine modelled dry deposition with wet deposition measures from representative  
170 monitoring stations. A recent modelling analysis has also highlighted that mountain ecosystems  
171 in Spain, where monitoring stations are even scarcer, are frequently exposed to exceedances of  
172 empirical critical N loads (García-Gómez *et al.*, 2014, 2017). Moreover, mountain areas of the  
173 Mediterranean Basin also frequently register very high O<sub>3</sub> concentrations that are not recorded in  
174 air quality monitoring networks (Díaz-de-Quijano *et al.*, 2009; Cristofanelli *et al.*, 2015; Elvira *et*  
175 *al.*, under review). This observation should encourage the inclusion of monitoring stations in  
176 mountain areas in air quality networks in the Mediterranean Basin to protect these highly  
177 valuable and vulnerable ecosystems (García-Gómez *et al.*, 2017). Another important aspect to be  
178 considered in both deposition monitoring networks and model-based estimates is the  
179 quantification and characterization of ammonium (NH<sub>4</sub><sup>+</sup>) and the organic N fraction (Jickells *et*  
180 *al.*, 2013; Fowler *et al.*, 2015). Dissolved organic N (DON) can represent a significant component  
181 of wet and dry deposition fluxes but it is often overlooked and not routinely assessed (Mace,  
182 2003; Violaki *et al.*, 2010; Im *et al.*, 2013; Izquieta-Riojano & Elustondo, 2017). However, DON  
183 fluxes may have significant implications in terms of critical loads, reaching up to 34-56% of the  
184 total N deposition (12 kg DON ha<sup>-1</sup> yr<sup>-1</sup>) in Mediterranean agricultural areas (Izquieta-Rojano *et*  
185 *al.*, 2016a). The quantification of temporal trends in air pollution is equally important for  
186 evaluating the impact of changing precursor emissions and informing local and regional air  
187 quality strategies.

188

## 189 **Impacts of atmospheric pollution and climate change on natural and semi-natural** 190 **terrestrial ecosystems**

191 The ecological impacts of air pollution (particularly for N deposition and O<sub>3</sub>) on natural and

192 semi-natural ecosystems have been primarily studied in the temperate and boreal regions of  
193 Europe and North America and, more recently, in steppe and subtropical areas of China (Paoletti,  
194 2006; Xia & Wan, 2008; Bobbink *et al.*, 2010; Ochoa-Hueso, 2017). In contrast, much less is  
195 known for Mediterranean Basin ecosystems, which differ from these better-studied ecosystems in  
196 critical aspects that justify their separate consideration, such as their much-higher levels of  
197 biodiversity (particularly for plants) and their higher-than-average levels of biologically-relevant  
198 spatial and temporal environmental heterogeneity, including the characteristic summer drought  
199 period (Cowling *et al.*, 1996; Myers *et al.*, 2000). Most studies on the impacts of atmospheric  
200 pollution in terrestrial ecosystems from the Mediterranean Basin have been carried out in just a  
201 small part of the geographic area (i.e. certain localities in Italy, Portugal and Spain) and have used  
202 different experimental design and methodologies (Fig. 1 and Supplementary Table 1). Similarly,  
203 instead of taking advantage of the development of statistical methods to integrate responses at the  
204 ecosystem level (e.g., structural equation modelling; Eisenhauer *et al.*, 2015), studies have  
205 typically focused solely and independently on plants (community or, more frequently, individual  
206 species), lichens (community or, again more frequently, individual species) and soil properties  
207 (soil biogeochemistry, structure and functioning; Supplementary Table 1). One notable exception  
208 to this is NitroMed, a unique network of three comparable N addition experimental sites (Capo  
209 Caccia [0 and 30 kg N ha<sup>-1</sup> yr<sup>-1</sup>], Alambre [0, 40 and 80 kg N ha<sup>-1</sup> yr<sup>-1</sup>], and El Regajal [0, 10, 20  
210 and 50 kg N ha<sup>-1</sup> yr<sup>-1</sup>]; see Figure 3b, f and h) that is currently using common experimental  
211 methodology and structural equation modelling to understand the cause-effect mechanisms that  
212 determine changes in gas (CO<sub>2</sub>) exchange and litter decomposition and stabilization rates in  
213 response to N deposition in semiarid Mediterranean ecosystems (see Ochoa-Hueso and Manrique  
214 2011 and Dias *et al.* 2014 for further details on experimental methodologies). Preliminary results

215 suggest that N deposition increases soil N availability and reduces soil pH which, in turn, has an  
216 effect on microbial community structure (lower fungi to bacteria ratio) and overall enzymatic  
217 activity, direct responsible for reduced litter decomposition and higher stabilization rates (Lo  
218 Cascio *et al.*, 2016). Similarly, a new coordinated project is looking at the effects of N addition at  
219 realistic doses (20 and 50 kg N ha<sup>-1</sup> yr<sup>-1</sup>), in conjunction with P, on alpine ecosystems from five  
220 National Parks in Spain. Moreover, most of these studies addressed the impact of one global  
221 change driver alone (often increased N availability, mostly the N load, or O<sub>3</sub>) and so  
222 comprehensive studies on the interaction between global change drivers (e.g., air pollution and  
223 climate change) are few. However, recent studies have described a heterogeneous response of  
224 annual pasture species to O<sub>3</sub> and N enrichment, with legumes being highly sensitive to ozone but  
225 not N, while grasses and herbs were more tolerant to O<sub>3</sub> and more responsive to N (Calvete-Sogo  
226 *et al.*, 2016). Thus the interactive effects of O<sub>3</sub> and N can alter the structure and species  
227 composition of Mediterranean annual pastures via changes in the competitive relationships  
228 among species (González-Fernández *et al.*, 2013 and references therein; Calvete-Sogo *et al.*,  
229 2014, 2016). Similarly, only a few studies have addressed the impacts on edaphic fauna and  
230 above- and below-ground biotic interactions such as mycorrhiza, biological N fixation, herbivory  
231 or pollination in ecosystems from the Mediterranean Basin (Supplementary Table 1 and  
232 references therein), despite the relevance of ecological interactions to healthy, functional  
233 ecosystems (Tylianakis *et al.*, 2008). For example, Ochoa-Hueso *et al.* (2014a) found that  
234 edaphic faunal abundance, particularly collembolans, increased in response to up to 20 kg N ha<sup>-1</sup>  
235 yr<sup>-1</sup> and then decreased with 50 kg N ha<sup>-1</sup> yr<sup>-1</sup>, whereas 10 kg N ha<sup>-1</sup> yr<sup>-1</sup> were enough to  
236 completely suppress soil microbial N fixation (Ochoa-Hueso *et al.*, 2013a). Another notable  
237 exception is Ochoa-Hueso (2016), who showed how even low-N addition levels (10 kg N ha<sup>-1</sup> yr<sup>-1</sup>

238 <sup>1</sup>) can completely disrupt the tight coupling of the network of ecological interactions in a semiarid  
239 ecosystem from central Spain, despite the lack of evident response of most of the individual  
240 abiotic and biotic ecosystem constituents evaluated (i.e., soils, microbes, plants and edaphic  
241 fauna). Ozone and N soil availability can also alter volatile organic compound (VOC) emissions,  
242 and thus biosphere-atmosphere interactions, of some Mediterranean tree and annual pasture  
243 species. The consequences of these interactions need to be further studied (Peñuelas *et al.*, 1999;  
244 Llusia *et al.*, 2002; Llusia *et al.*, 2014). Therefore, a more comprehensive and integrative  
245 experimental approach is urgently needed to fully capture the real consequences of air pollution  
246 in the Mediterranean region.

247

#### 248 *Sensitivity of Mediterranean forests to air pollution and climate change*

249 Mediterranean forest ecosystems have naturally evolved cross-tolerance to deal with harsh  
250 environmental conditions (Paoletti, 2006; Matesanz & Valladares, 2014). However, climate  
251 change, N deposition and O<sub>3</sub> are currently threatening Mediterranean forests in unprecedented  
252 and complex manners, with consistent stoichiometric responses to increased N deposition (higher  
253 leaf N:P ratios; Sardans *et al.* 2016), but with physiological and growth-related consequences  
254 forecasted to vary among the three main tree functional types (i.e., conifers, evergreen broadleaf  
255 trees, and deciduous broadleaf trees). As deposition increases, photosynthesis, water use  
256 efficiency, and thus growth, often increase in conifers (Leonardi *et al.*, 2012), although under  
257 chronic N deposition, other nutrients such as P can become more limiting, counteracting the  
258 initial benefits of more N availability (Blanes *et al.*, 2013). Nitrogen deposition could also  
259 increase pine mortality rates in response to drought due to a decline of ectomycorrhizal  
260 colonization rates, a phenomenon of widespread occurrence in US dryland woodlands (Allen *et*

261 *al.*, 2010). On the other hand, their low stomatal conductance and their high stomatal sensitivity  
262 to vapour pressure deficit and water availability might limit the diffusion of O<sub>3</sub> to the mesophyll  
263 (Flexas *et al.*, 2014). Similarly, conservative strategies of water and nutrient-use may also play a  
264 key role in allowing conifers to keep a positive balance between assimilation and respiration in  
265 response to climate change (Way & Oren, 2010). However, O<sub>3</sub> exposure might be impairing their  
266 ability to withstand other environmental stresses such as those triggered by drought, high  
267 temperature and solar radiation (Barnes *et al.*, 2000; Alonso *et al.*, 2001).

268         In contrast, evergreen broadleaf species inhabiting resource-poor ecosystems might be  
269 jeopardized by N deposition by shifting biomass partitioning (Cambui *et al.*, 2011) and altering  
270 allometric ratios (e.g., leaf area/sap wood or root/leaf biomass), which may have consequences  
271 for their ability to deal with water stress, particularly in the context of the characteristic summer  
272 drought period and climate change (Martinez-Vilalta *et al.*, 2003; Mereu *et al.*, 2009).  
273 Ecophysiological responses to O<sub>3</sub> vary from down-regulation of photosystems (Mereu *et al.*,  
274 2009) to reduced stomatal aperture and increased stomatal density (Fusaro *et al.*, 2016) and  
275 sluggishness (Paoletti & Grulke, 2005, 2010). However, Mediterranean vegetation usually has  
276 efficient antioxidant defences (Nali *et al.*, 2004), which are key factors in O<sub>3</sub> tolerance (Calatayud  
277 *et al.*, 2011; Mereu *et al.*, 2011), and is usually known to be more O<sub>3</sub>-tolerant than mesophilic  
278 broadleaf trees (Paoletti, 2006). Nevertheless, biomass losses and allocation shifts cannot be  
279 excluded, especially as a consequence of synergistic effects of N deposition and drought,  
280 although local differentiation may result in significant intraspecific tolerance differences (Alonso  
281 *et al.*, 2014; Gerosa *et al.*, 2015).

282         Responses of deciduous broadleaf species to N deposition may be modulated by water  
283 and background nutrient availability (mainly P) but, in general terms, growth is favoured over

284 storage (Ferretti *et al.*, 2014). In contrast, broadleaf tree species are highly sensitive to climate  
285 change, particularly to the combination of drought and increased temperature (Lopez-Iglesias *et*  
286 *al.*, 2014), which also suggests relevant interactions between air pollution and climate change. In  
287 this direction, De Marco *et al.* (2014) predicted that crown defoliation will increase in  
288 Mediterranean environments due to drought events and higher temperatures by 2030, a  
289 phenomenon that could be exacerbated by excessive N. Deciduous broadleaf species also have  
290 lower capacity to tolerate oxidative stress than evergreen broadleaf species due to traits such as  
291 thinner leaves and higher stomatal conductance (Calatayud *et al.*, 2010). Gas exchange and  
292 antioxidant capacity in deciduous broadleaves are, therefore, generally more affected by high O<sub>3</sub>  
293 concentrations than in evergreen broadleaves (Bussotti *et al.*, 2014). Based on their levels of  
294 visible foliar injury and expert judgement, deciduous broadleaf species range from highly to  
295 moderately sensitive species such as *Fagus sylvatica* and *Fraxinus excelsior*, respectively  
296 (Baumgarten *et al.*, 2000; Tegischer *et al.*, 2002; Gerosa *et al.*, 2003; Deckmyn *et al.*, 2007;  
297 Paoletti *et al.*, 2007; Sicard *et al.*, 2016), to O<sub>3</sub>-tolerant species like some *Quercus* species (*Q.*  
298 *cerris*, *Q. ilex* and *Q. petraea*; Gerosa *et al.* 2009; Calatayud *et al.* 2011; Sicard *et al.* 2016).

299         Relatively little is known about the effects of O<sub>3</sub> on annual, perennial and woody  
300 understory vegetation of Mediterranean forest ecosystems. Under experimental conditions, some  
301 species characteristic of the annual grasslands associated with *Q. ilex dehesas* have high O<sub>3</sub>  
302 sensitivity. Interestingly, N fixing legumes, of higher nutritional value, are more O<sub>3</sub> sensitive than  
303 grasses (Bermejo *et al.*, 2004; Gimeno *et al.*, 2004), particularly in terms of flower and seed  
304 production (Sanz *et al.*, 2007), which could affect their competitive fitness and, ultimately, reduce  
305 the economic value of the pasture. Nitrogen availability can partially counterbalance O<sub>3</sub> effects  
306 on aboveground biomass when the levels of O<sub>3</sub> are moderate, but O<sub>3</sub> exposure reduces the

307 fertilization effect of higher N availability (Calvete-Sogo *et al.*, 2014). Anyhow, given that O<sub>3</sub>  
308 levels are higher in summer, when herbaceous species are dormant, Mediterranean species that  
309 are summer-active such as pines and oaks are more likely to be directly affected by O<sub>3</sub> than forbs  
310 and grasses. This suggests that the seasonality of O<sub>3</sub> concentrations as well as plant phenology  
311 and functional type must be considered if we are to fully understand the consequences of air  
312 pollution on the highly diverse Mediterranean plant communities. A unique ozone FACE (free air  
313 controlled experiment) is now available in the Mediterranean Basin (Figure 3) to help fill this gap  
314 (Paoletti *et al.*, in preparation).

315

#### 316 *Role of environmental context in the response of biodiversity and C sequestration*

317 The local abiotic (e.g., climate, soil properties) and biotic (e.g., vegetation type, community  
318 attributes, etc.) contexts are known to modulate ecosystem responses to environmental drivers at  
319 different temporal and spatial scales (Bardgett *et al.*, 2013). Given that plant biodiversity at the  
320 regional (10-10<sup>6</sup> km<sup>2</sup>) and local (< 0.1 ha) scales in Mediterranean ecosystems ranks among the  
321 highest in the world (Cowling *et al.*, 1996), this is a particularly relevant aspect for the region.  
322 Various studies in Mediterranean ecosystems have shown that increased N availability may have  
323 a positive (Pinho *et al.*, 2012; Dias *et al.*, 2014), negative (Bonanomi *et al.*, 2006; Bobbink *et al.*,  
324 2010) or even no effect (Dias *et al.*, 2014) on plant species richness, which is probably due to  
325 cumulative effects and modulating factors such as the ecosystem type, the initial N status of the  
326 system, the dominant form of mineral N in the soil (NH<sub>4</sub><sup>+</sup>, NO<sub>3</sub><sup>-</sup>), and/or the N form added.  
327 Positive effects on species richness, however, have only been observed in areas characterized by  
328 strong environmental stress and low nutrient availability (e.g., open arid and semiarid  
329 Mediterranean ecosystems) and are often associated with an increase in nitrophytic and weedy

330 species (Bobbink *et al.*, 2010; Pinho *et al.*, 2011; Dias *et al.*, 2014). The presence and density of  
331 shrubs, as well as the availability of inorganic phosphorus (P) and other macro and  
332 micronutrients, can also modulate the response of the herbaceous vegetation to N addition and  
333 plant invasion in semiarid Mediterranean areas (Ochoa-Hueso *et al.*, 2013b; Ochoa-Hueso &  
334 Stevens, 2015). For example, Ochoa-Hueso & Manrique (2014) found that N addition increased  
335 the nitrophytic element, particularly native crucifers, only when these species were present in the  
336 seed bank in relevant densities and there was sufficient P, whereas a closed scrub vegetation is  
337 known to be less susceptible to invasion by N-loving species than open shrublands, woodlands  
338 and grasslands (Dias *et al.*, 2014). The role of soil nutrient availability, typically lower than in  
339 other Mediterranean-type ecosystems such as those from Chile (Cowling *et al.*, 1996), in the  
340 ecosystem response to extra N can also be linked to induced nutrient imbalances, particularly N  
341 in relation to P, and therefore to an alteration of ecosystem stoichiometry (Ochoa-Hueso *et al.*,  
342 2014b; Sardans *et al.*, 2016).

343         The behaviour of terrestrial ecosystems as a global C sink or source under increased N  
344 deposition or O<sub>3</sub> pollution scenarios is currently a research hot-topic and is of paramount  
345 importance for the mitigation of climate change (Felzer *et al.*, 2004; Reich *et al.*, 2006; Pereira *et*  
346 *al.*, 2007). Recent studies have suggested that seasonally water-limited ecosystems, such as those  
347 typically found in the Mediterranean Basin, may have a disproportionately big role in the inter-  
348 annual C sink-source dynamics at the global scale due to higher C turnover rates (Poulter *et al.*,  
349 2014); this is attributed to their large inter-annual climatic variability, with unusually wet years  
350 contributing to strengthen the terrestrial C sink but where multiple processes like fire or rapid  
351 decomposition could result in a rapid loss of most of the accumulated C. These aspects are,  
352 however, still poorly understood in Mediterranean ecosystems, where different studies have



353 reported contrasting results (Ochoa-Hueso *et al.*, 2013a, 2013c; Ferretti *et al.*, 2014). In  
354 Mediterranean ecosystems, ecosystem C storage should, therefore, be evaluated in terms of  
355 altered abundance and patterns of rainfall (both within and between years) (Pereira *et al.*, 2007),  
356 in relation to the levels of N saturation ( $\text{NO}_3^-$ ) and toxicity ( $\text{NH}_4^+$ ) in soil (Dias *et al.*, 2014), as  
357 well as other site-dependent characteristics such as dominant vegetation, soil type (texture and  
358 pH), and stand history and age (Ferretti *et al.*, 2014). Experimental and observational field studies  
359 suggest that, at least in the short-term, seasonal and inter-annual dynamics may override any  
360 potential effect of atmospheric N pollution, despite potential cumulative negative impacts in the  
361 long-term due to an overall decline in ecosystem health (Ochoa-Hueso *et al.*, 2013c; Ferretti *et*  
362 *al.*, 2014).

363         Although within the Mediterranean Basin there is still a large gap in the knowledge of the  
364 impacts of atmospheric pollution and climate change on natural and semi-natural ecosystems,  
365 taken together, all the scattered information available suggests the particularly key role of spatial  
366 and temporal environmental heterogeneity, biotic interactions, and ecosystem stoichiometry in  
367 mediating the ecosystem response to air pollution.

368

#### 369 *Critical loads and levels*

370 The concepts of critical loads and critical levels were developed within the United Nation  
371 Economic Commission for Europe (UNECE) Convention on Long-Range Transboundary Air  
372 Pollution (CLRTAP) for assessing the risk of air pollution impacts to ecosystems and defining  
373 emission reductions. This tool is commonly used to anticipate negative effects of air pollution  
374 and, therefore, to protect ecosystems before the changes become irreversible. The derivation of  
375 empirical critical loads for nutrient N is based on experimental activities performed on different

376 vegetation types and they are assigned to habitat classes, while the derivation of NH<sub>3</sub> and NO<sub>x</sub>  
377 critical levels is based on the responses of broad vegetation types such as higher plants or lichens  
378 and bryophytes. The pan-European critical level for atmospheric NH<sub>3</sub> is currently set at an annual  
379 mean of 1 µg m<sup>-3</sup> for lichens and bryophytes and 3 µg m<sup>-3</sup> for higher plants, while the NO<sub>x</sub>  
380 critical level for all vegetation types is an annual mean of 30 µg m<sup>-3</sup> (CLRTAP, 2011). Although  
381 some modelling approaches exist to define N critical loads, the identification of empirical critical  
382 loads is recommended for Mediterranean ecosystems due to its particularities such as co-  
383 occurrence with other pressures and high seasonality (de Vries *et al.*, 2007; Fenn *et al.*, 2011).  
384 Empirical critical loads of N for European-Mediterranean habitats have only been proposed for  
385 four ecosystems: (1) Mediterranean xeric grasslands (EUNIS [European Nature Information  
386 System] E 1.3), 15-25 kg N ha<sup>-1</sup> yr<sup>-1</sup>; (2) Mediterranean maquis (F5), 20-30 kg N ha<sup>-1</sup> yr<sup>-1</sup>; (3)  
387 Mediterranean evergreen (*Quercus*) woodlands (G 2.1), 10-20 kg N ha<sup>-1</sup> yr<sup>-1</sup>, and (4)  
388 Mediterranean *Pinus* woodlands (G 3.7), 3-15 kg N ha<sup>-1</sup> yr<sup>-1</sup> (Bobbink & Hettelingh, 2011).  
389 However, these critical loads are based on very little information and are thus classified as expert  
390 judgement. Similarly, NH<sub>3</sub> critical levels have only been set for Mediterranean evergreen  
391 woodlands and dense holm oak forests. Critical levels of atmospheric NH<sub>3</sub> of < 1.9 and 2.6 µg m<sup>-3</sup>  
392 have been estimated for evergreen woodlands surrounded by intensive agricultural landscapes  
393 (Pinho *et al.*, 2012; Aguillaume, 2015), while for evergreen woodlands under little agricultural  
394 influence but strong oceanic influence, the critical level was estimated to be 0.69 µg m<sup>-3</sup> (Pinho *et*  
395 *al.*, 2014). Nevertheless, the N critical loads and NH<sub>3</sub> critical levels for many European-  
396 Mediterranean ecosystems remain unstudied, despite their relevance for protecting relatively  
397 undisturbed and oligotrophic ecosystems. Therefore, long-term manipulation experiments across

398 a range of typical Mediterranean terrestrial ecosystems are desperately needed to obtain a more  
399 complete set of reliable empirical critical N loads and levels for the Mediterranean Basin  
400 (Bobbink *et al.*, 2010; Bobbink & Hettelingh, 2011). Ozone critical levels have also been  
401 proposed for the protection of natural vegetation at European level for two vegetation types,  
402 forests and semi-natural vegetation (CLRTAP, 2011). The new flux-based O<sub>3</sub> critical levels allow  
403 species-specific physiological conditions and O<sub>3</sub> uptake mechanisms to be included considering  
404 the particularities of Mediterranean species. Interestingly, multiple studies performed with  
405 Mediterranean tree species recommend higher O<sub>3</sub> critical levels for the protection of  
406 Mediterranean forests than the values currently accepted (Calatayud *et al.*, 2011; Alonso *et al.*,  
407 2014; Gerosa *et al.*, 2015). The possible definition of different O<sub>3</sub> critical levels for different  
408 biogeographical regions or vegetation types is currently under analysis within the Convention  
409 (CLRTAP, 2011).

410

#### 411 *Cryptogams as indicators of the impact of air pollution and climate change*

412 Lichens and bryophytes (i.e., cryptogams), very often used in the definition of critical loads and  
413 levels, are important components of the vegetation in Mediterranean ecosystems. These  
414 organisms are key drivers of ecosystem properties (soil aggregation and stability) and processes  
415 (C and N fixation and nutrient cycling), particularly in the case of biological soil crusts (hereafter  
416 biocrusts), a functionally-integrated association of cyanobacteria, protists, fungi, mosses and  
417 lichens inhabiting the first millimetres of soil (Cornelissen *et al.*, 2007; Maestre *et al.*, 2011).  
418 Cryptogams are usually extremely sensitive to environmental changes and so they often provide  
419 early-warning indicators of impacts before any other constituent of the ecosystem, particularly in  
420 the case of N (Pardo *et al.*, 2011; Munzi *et al.*, 2012). For example, mosses have been used in N

421 deposition surveys under the ICP-Vegetation framework (Harmens *et al.*, 2014). The results  
422 showed that N concentration in mosses can potentially be used as an indicator of total  
423 atmospheric N deposition. Similarly, Root *et al.* (2013) showed that lichens can be a suitable tool  
424 for estimating throughfall N deposition in forests. However, the relationship between N  
425 deposition and tissue N concentration can also be affected by environmental factors such as local  
426 climate and the form of N deposition.

427 Mosses and lichens have been instrumental to the evaluation of the impacts of global  
428 change drivers on temperate and boreal ecosystems (e.g., Arróniz-Crespo *et al.* 2008), though the  
429 number of studies carried out in Mediterranean ecosystems is very limited. Recent studies have,  
430 however, reported significant impacts of increased N deposition on Mediterranean biocrust and  
431 epiphytic communities. For example, two studies carried out in the Iberian peninsula found  
432 higher tissue N content and a shift from N to P limitation in the terricolous moss *Tortella*  
433 *squarrosa* (= *Pleurochaete squarrosa*; Ochoa-Hueso & Manrique 2013; Ochoa-Hueso *et al.*  
434 2014a). Similarly, an alteration of physiological and chemical responses in lichen transplants  
435 (Branquinho *et al.*, 2010; Paoli *et al.*, 2010, 2015) and a shift in epiphytic lichen communities  
436 from oligotrophic-dominated to nitrophytic-dominated species have also been reported in  
437 Portugal (Pinho *et al.*, 2008, 2009) and Spain (Aguillaume, 2016). Recent studies have also  
438 observed a change in the isotopic N composition of mosses due to the impact of N from fuel  
439 combustion sources (shift to more positive  $\delta^{15}\text{N}$  signature) and agricultural activities (shift to  
440 more negative  $\delta^{15}\text{N}$  signature; Delgado *et al.*, 2013; Varela *et al.*, 2013; Izquieta-Rojano *et al.*,  
441 2016b). Cryptogam traits (e.g., morphology, anatomy, life form) are also strongly connected to  
442 water availability. For example, mosses from dry habitats are organized in dense cushions,  
443 naturally retaining water by capillarity and dehydrating slowly, whereas mosses from moist

444 habitats have a less dense morphology and require the activation of specific mechanisms to  
445 survive during dry periods (Arróniz-Crespo *et al.*, 2011; Cruz de Carvalho *et al.*, 2011, 2012,  
446 2014). Similarly, lichen growth form and photobiont type have been shown to be relevant traits in  
447 the response to water availability in Mediterranean areas (Concostrina-Zubiri *et al.*, 2014; Matos  
448 *et al.*, 2015). Cryptogam traits related to water availability could, therefore, be equally effective  
449 biomarkers to detect climate-induced hydrological changes in Mediterranean ecosystems but the  
450 application of biomonitoring techniques using cryptogams in the Mediterranean region may be  
451 complicated by the fact that cryptogam species are simultaneously exposed to both severe water  
452 restriction and pollution, and some biomarkers (e.g., ecophysiological responses) are similarly  
453 affected by both stress factors (Pirintsos *et al.*, 2011). Thus, we need to disentangle the multiple  
454 environmental drivers (Munzi *et al.*, 2014a), possibly by integrating physiological and ecological  
455 data to understand the specific response mechanisms to different ecological parameters and  
456 environmental changes (Munzi *et al.*, 2014b).

457

#### 458 *Anticipating global tipping points using ecological indicators*

459 The fact that ecosystem responses to air pollution and climate change are very often non-linear  
460 may complicate the use of bioindicators in the Mediterranean Basin. Non-linear dynamics often  
461 manifest in the form of tipping points, defined as ecosystem thresholds above which a larger-  
462 than-expected change happens, shifting ecosystems from one stable state to another stable state  
463 (Scheffer & Carpenter, 2003). Due to its climatic peculiarities, tipping points may be particularly  
464 relevant for the Mediterranean Basin. One example is the ability of soils to store extra mineral N.  
465 Above a certain N deposition value, N-saturated soils will start leaching N down into the soil  
466 profile. This excessive N can also accumulate as inorganic N in seasonally dry soils and be

467 leached by surface flows that, as in the case before, will eventually reach and, therefore, pollute  
468 aquifers and watercourses (Fenn *et al.*, 2008). Another relevant example is related to increased  
469 fire risk due the accumulation of highly flammable leaf litter, particularly from exotic grasses, as  
470 a consequence of N deposition; above a certain N deposition threshold the probability of a fire to  
471 occur increases exponentially, priming the ecosystem for a state change (Rao *et al.*, 2010).

472         Despite the potential prevalence of tipping point-like dynamics in Mediterranean  
473 ecosystems in response to air pollution and climate change, we are not aware of any vegetation-  
474 based tools available to predict ecosystem thresholds in the Mediterranean Basin context. A  
475 notable exception is the work by Berdugo *et al.* (2017), who suggested that changes in the spatial  
476 configuration of drylands may be an early-warning indicator of desertification. However, we  
477 suggest that if we are to aim for universal indicators of environmental change (i.e., at wide  
478 geographical ranges) and to account for the role of the environmental context as a driver (i.e.,  
479 across ecosystem types), functional trait-based approaches (e.g., functional diversity and  
480 community weighted mean trait values [CWM]) should be preferred over other widely used  
481 indicators, including species richness (Jovan & McCune, 2005; Valencia *et al.*, 2015). Functional  
482 diversity and CWM are independent of species identity and may be functionally linked to the  
483 environmental variable of interest (e.g., oligotrophic species, nitrophytic species, or subordinate  
484 species responding to eutrophication, species-specific leaf litter traits, etc.). More research is,  
485 however, needed to integrate these concepts (ecological indicators, ecological thresholds and  
486 functional diversity) in a meaningful way.

487

#### 488 **Linking functional diversity to the provision of ecosystem services**

489 The universal applicability and ecological relevance of the functional trait diversity concept

490 makes it equally valuable to establish possible connections between global environmental change  
491 and the loss of ecosystem services. Ecosystem services that may be impaired by air pollution and  
492 climate change and that may be particularly associated with changes in functional diversity  
493 include C sequestration, soil fertility and nutrient cycling and pollination, among many others.  
494 However, research on the link between functional diversity and ecosystem services is lagging  
495 behind in the Mediterranean region where only a few controlled experiments exist (Hector *et al.*,  
496 1999; Pérez-Camacho *et al.*, 2012; Tobner *et al.*, 2014; Verheyen *et al.*, 2016), species trait  
497 databases are still incomplete (Gachet *et al.*, 2005; Paula *et al.*, 2009), and field surveys along  
498 climatic and air pollution gradients are only recently starting to emerge (De Marco *et al.*, 2015;  
499 Sicard *et al.*, 2016).

500         The few studies available within the Mediterranean Basin context have shown that N  
501 deposition has already induced changes in functional diversity of epiphytic lichens along a NH<sub>3</sub>  
502 deposition gradient in Mediterranean woodlands, with a drastic increase and decrease of  
503 nitrophytic and oligotrophic species, respectively, (Pinho *et al.*, 2011). Similarly, a continuous  
504 increase of nitrophytic species (plants, lichens, mosses) has been detected in the Iberian Peninsula  
505 for the period 1900-2008 using the Global Biodiversity Information Facility (GBIF) database  
506 (Ariño *et al.*, 2011). Increased N availability in nutrient-poor ecosystems like Mediterranean  
507 maquis can also alter plant functional composition (e.g., higher proportion of short-lived species  
508 in relation to summer semi-deciduous and evergreen sclerophylls), leading to changes in litter  
509 amount and quality (e.g. higher proportion of evergreen sclerophyll litter from affected shrubs  
510 and a general increase in lignin and N content in litter and a decrease in lignin/N ratio) and  
511 microbial community (e.g., reduction in biomass and activity), thus affecting nutrient cycling (an  
512 ecosystem function) and, therefore, soil fertility (including soil C accumulation, an ecosystem

513 service) (Dias *et al.*, 2010, 2013, 2014). In another study, Concostrina-Zubiri *et al.* (2016)  
514 showed that livestock grazing greatly affected the abundance and functional composition of  
515 moss–lichen biocrusts in a Mediterranean agro-silvo-pastoral system, with direct negative  
516 consequences on microclimate regulation and other ecosystem processes (CO<sub>2</sub> fixation, habitat  
517 provision and soil protection). This also affected the cork-oak regeneration processes, one of the  
518 traditional and most economically valuable services in these systems. Given the negative impacts  
519 of air pollution on cryptogamic biocrusts, a similar effect of air pollution on the cork-oak  
520 regeneration processes mediated by biocrusts might be expected.

521

#### 522 **Common experimental design, data sharing and global networks**

523 The understanding of the ecological impacts of pollution and climate change across the  
524 Mediterranean region would improve through co-ordinated efforts and networks, which could  
525 take several forms. One possible approach is the use of large-scale regional surveys on existing  
526 pollution gradients representative of the current range of pollution loads (e.g., from big cities  
527 and/or extensive agricultural areas to their periphery). This approach was successfully used to  
528 survey 153 acid grasslands in ten countries across the Atlantic biogeographic zone of Europe  
529 (significantly less biodiverse than their Mediterranean counterparts) (Stevens *et al.*, 2010), where  
530 each partner surveyed sites in their local area according to an agreed protocol. Other networks  
531 have been successful using experimental approaches. For example, the Nutrient Network  
532 (NutNet) is a global network of over 90 sites following a common experimental protocol for  
533 nutrient addition and grazing (Borer *et al.*, 2014). Similarly, the previously presented NitroMed  
534 network, originated within the CAPERmed platform, aims at using the same experimental  
535 protocols to integrate results from three comparable experiments in semiarid Mediterranean



536 ecosystems. Other experimental networks have not used common experimental protocols, but  
537 through coordinated analyses have added value to individual experiments (Phoenix *et al.*, 2012).  
538 Co-ordinated experimental networks (e.g., low-cost N addition experiments) bring many  
539 advantages such as the ability to assess the general applicability of results, additional statistical  
540 power resulting from well-established and robust statistical methods (e.g., linear mixed effects  
541 models, hierarchical Bayesian models, structural equation modelling), and opportunities to  
542 explore interactions with other natural and human-caused gradients such as climate, ecosystem  
543 and soil type, land use, atmospheric pollution (including O<sub>3</sub> gradients), etc. They can also provide  
544 support and collaboration for individual scientists. An inventory of the existing sites with  
545 manipulation experiments in the Mediterranean Basin would provide added value to the  
546 individual sites through the implementation of common protocols and experiments.

547         In the Mediterranean region, another path to follow may be to build upon existing  
548 research and to participate more in already existing large-scale initiatives, in which the  
549 Mediterranean research community is not particularly well-represented. For example, interacting  
550 with the International Long Term Ecological Research (ILTER) network or with the International  
551 Cooperative Programme (ICP), established under the United Nation Economic Commission for  
552 Europe (UNECE) “Convention on Long-Range Transboundary Air Pollution” (CLRTAP) that  
553 includes several initiatives such as ICP Forest, ICP-Vegetation, and ICP-IM, would facilitate the  
554 collection of large-scale spatial and temporal data series. Cooperation with other more specific  
555 networks like NitroMed (N deposition), ICOS (C cycle), and GLORIA (Alpine environments)  
556 would also help to establish a wider and more collaborative research community focused on air  
557 pollution impacts in Mediterranean terrestrial ecosystems.

558         The need of more coordination and investment to better understand the Mediterranean

559 responses to climate change and air pollution has already been acknowledged by several groups  
560 of scientists both at the European (e.g. *CAPERmed*) and global scales (e.g. MEDECOS). These  
561 groups not only represent suitable arenas to discuss scientific results, but can also provide leading  
562 members able to manage the above-mentioned research and networking activities. However, all  
563 the above mentioned presented approaches require considerable funding and determined political  
564 support to foster the exchange of information and best practices across the entire Mediterranean  
565 region and, thus, to promote the development of concrete projects and initiatives. In this context,  
566 the European Commission, through funding programs like Horizon 2020, could and should have,  
567 in our opinion, a pivotal role in supporting research projects (as it happened with the CIRCE  
568 project) and to provide the logistic means for transferring the scientific knowledge to the society.

569         Increasing awareness about the effects of climate change and pollution among  
570 stakeholders and society is encouraging the development of several European and Pan-European  
571 Programs (e.g. UNECE/ICP, Climate-ADAPT). One important step towards the coordinated  
572 action of the Mediterranean-basin countries in relation to Adaptation to climate change was the  
573 creation of “The Union for the Mediterranean Climate Change Expert Group” (UfMCCEG), a  
574 partnership promoting multilateral cooperation between 43 countries (28 EU Member States and  
575 15 Mediterranean countries). These initiatives show that opportunities do exist for countries to  
576 make progress. Due to campaigning, and partially because of the considerable losses from  
577 extreme weather events in recent years, public awareness in Mediterranean countries about risks  
578 associated with climate and air pollution increased. Governments and organisations at the EU  
579 level, national and sub-national level, have developed or are in the process of developing  
580 adaptation strategies. Therefore, there is an opportunity to make progress by actively engaging  
581 actors from all sections of the Mediterranean society.

582 **Conclusions and future directions**

583 The comparatively fewer number of studies on the effects of air pollution and its interactions with  
584 climate change on terrestrial ecosystems from the Mediterranean Basin is particularly noteworthy  
585 considering the high biodiversity, cultural value, and unique characteristics of this region such as  
586 high O<sub>3</sub> levels, dominance of dry deposition over wet deposition, and long dry periods.  
587 Therefore, we emphasize the need to urgently implement common and coordinated research and  
588 experimental platforms in the Mediterranean region along with wider and more representative  
589 environmental monitoring networks. In particular, a robust connection between N deposition  
590 monitoring networks and modelling estimates is crucial. Ideally, monitoring and assessment  
591 programs should regularly include a set of common biomonitors such as local and/or transplanted  
592 cryptogams to identify local pollutant sources and, thus, help refine pollutant deposition maps  
593 (physiological indicators) and to provide early warning indication of potential critical thresholds  
594 (community shifts). Only by filling these gaps can the scientific community reach a full  
595 understanding of the mechanisms underlying the combined effects of air pollution and climate  
596 change in the Mediterranean Basin and, consequently, provide the science-based knowledge  
597 necessary for the development of sustainable environmental policies and management techniques  
598 and the implementation of effective mitigation and adaptation strategies. Finally, CAPERmed, a  
599 bottom-up initiative (from the researchers to the institutions), can be the longed-for catalyst that  
600 brings the Mediterranean community together and, therefore, represents an excellent opportunity  
601 to make all this happen.

602

603 **Acknowledgements**

604 This manuscript resulted from the 1<sup>st</sup> “Committee on Air Pollution Effects Research on

605 Mediterranean Ecosystems” (CAPERmed) Conference celebrated in Lisbon, 2014  
606 (<http://capermed.weebly.com/>). All attendants to this conference are, therefore, greatly  
607 acknowledged. Fundação para a Ciência e Tecnologia (FCT) through the Post Doc grant  
608 SFRH/BPD/85419/2012 to Teresa Dias and the Investigador grant to Silvana Munzi. ADM, EP  
609 and PS thank the LIFE10 ENV/FR/208 project MOTTLES. EP thanks also the Fondazione Cassa  
610 di Risparmio di Firenze (2013/7956). The authors declare no conflicts of interest.

611

## 612 **References**

- 613 Aguilhaume L (2015) *Nitrogen deposition at Mediterranean holm-oak forests: load and*  
614 *indicators*. PhD Dissertation. Universitat Autònoma de Barcelona.
- 615 Aguilhaume L (2016) La deposición de nitrógeno en encinares Mediterráneos: Cargas e  
616 indicadores. *Ecosistemas*, **25**, 110–113.
- 617 Aguilhaume L, Rodrigo A, Avila A (2016) Long-term effects of changing atmospheric pollution  
618 on throughfall, bulk deposition and streamwaters in a Mediterranean forest. *Science of The*  
619 *Total Environment*, **544**, 919–928.
- 620 Allen MF, Allen EB, Lansing JL, Pregitzer KS, Hendrick RL, Ruess RW, Collins SL (2010)  
621 Responses to chronic N fertilization of ectomycorrhizal piñon but not arbuscular  
622 mycorrhizal juniper in a piñon-juniper woodland. *Journal of Arid Environments*, **74**, 1170–  
623 1176.
- 624 Alonso R, Elvira S, Castillo FJ, Gimeno BS (2001) Interactive effects of ozone and drought stress  
625 on pigments and activities of antioxidative enzymes in *Pinus halepensis*. *Plant, Cell and*  
626 *Environment*, **24**, 905–916.
- 627 Alonso R, Elvira S, González-Fernández I, Calvete H, García-Gómez H, Bermejo V (2014)  
628 Drought stress does not protect *Quercus ilex* L. from ozone effects: Results from a  
629 comparative study of two subspecies differing in ozone sensitivity. *Plant Biology*, **16**, 375–  
630 84.
- 631 Ariño AH, Gimeno BS, Pérez de Zabalza A, Ibáñez R, Ederra A, Santamaría JM (2011) Influence  
632 of nitrogen deposition on plant biodiversity at Natura 2000 sites in Spain. In: *Nitrogen*  
633 *deposition and Natura 2000. Science & practice in determining environmental impacts*. (ed  
634 Hicks WK), pp. 140–146. Brussels: COST office.
- 635 Arróniz-Crespo M, Leake JRJR, Horton P, Phoenix GKGK (2008) Bryophyte physiological  
636 responses to, and recovery from, long-term nitrogen deposition and phosphorus fertilisation  
637 in acidic grassland. *New Phytologist*, **180**, 864–874.
- 638 Arróniz-Crespo M, Gwynn-Jones D, Callaghan TV, Nunez-Olivera E, Martinez-Abaigar J,  
639 Horton P, Phoenix GK (2011) Impacts of long-term enhanced UV-B radiation on bryophytes  
640 in two sub-Arctic heathland sites of contrasting water availability. *Annals of Botany*, **108**,

- 641 557–565.
- 642 Avila A, Rodà F (2012) Changes in atmospheric deposition and streamwater chemistry over 25  
643 years in undisturbed catchments in a Mediterranean mountain environment. *Science of the*  
644 *Total Environment*, **434**, 18–27.
- 645 Àvila A, Aguillaume L (2017) Monitorización y tendencias de la deposición de N en España,  
646 incluyendo polvo sahariano. *Ecosistemas*, **26**, aa-aa.
- 647 Bakkenes M, Alkemade JRM, Ihle F, Leemans R, Latour JB (2002) Assessing effects of  
648 forecasted climate change on the biodiversity and distribution of higher plants for 2050.  
649 *Global Change Biology*, **8**, 390–407.
- 650 Bardgett RD, Manning P, Morriën E, De Vries FT (2013) Hierarchical responses of plant-soil  
651 interactions to climate change: Consequences for the global carbon cycle. *Journal of*  
652 *Ecology*, **101**, 334–343.
- 653 Barnes J, Gimeno B, Davison A, Dizengremel P, Gerant D, Bussotti F, Velissariou D (2000) Air  
654 pollution impacts on pine forests in the Mediterranean basin. In: *Ecology, biogeography and*  
655 *management of Pinus halepensis and P. brutia forest ecosystems in the Mediterranean Basin*  
656 (eds Ne’eman G, Traband L), pp. 391–404. Backhuys Publishers, Leiden, The Netherlands.
- 657 Baron JS, Barber M, Adams M et al. (2014) *Nitrogen deposition, critical loads and biodiversity*  
658 (eds Sutton MA, Mason KE, Sheppard LJ, Sverdrup H, Haeuber R, Hicks WK). Springer  
659 Netherlands, Dordrecht, 465-480 pp.
- 660 Barros C, Pinho P, Durão R, Augusto S, Máguas C, Pereira MJ, Branquinho C (2015)  
661 Disentangling natural and anthropogenic sources of atmospheric sulfur in an industrial  
662 region using biomonitors. *Environmental Science & Technology*, **49**, 2222–2229.
- 663 Baumgarten M, Werner H, Häberle K-H, Emberson LD, Fabian P, Matyssek R (2000) Seasonal  
664 ozone response of mature beech trees (*Fagus sylvatica*) at high altitude in the Bavarian  
665 forest (Germany) in comparison with young beech grown in the field and in phytotrons.  
666 *Environmental Pollution*, **109**, 431–442.
- 667 Berdugo M, Kéfi S, Soliveres S, Maestre FT (2017) Plant spatial patterns identify alternative  
668 ecosystem multifunctionality states in global drylands. *Nature Ecology & Evolution*, **1**, 3.
- 669 Bermejo V, Gimeno BS, Sanz J, De La Torre D, Gil JM (2004) Assessment of the effects of ozone  
670 exposure and plant competition on the reproductive ability of three therophytic clover  
671 species from Iberian pastures. *Atmospheric Environment*, **38**, 2295–2303.
- 672 Blanes MC, Viñepla B, Merino J, Carreira JA (2013) Nutritional status of *Abies pinsapo* forests  
673 along a nitrogen deposition gradient: Do C/N/P stoichiometric shifts modify photosynthetic  
674 nutrient use efficiency? *Oecologia*, **171**, 797–808.
- 675 Blondel J (2006) The “design” of Mediterranean landscapes: A millennial story of humans and  
676 ecological systems during the historic period. *Human Ecology*, **34**, 713–729.
- 677 Bobbink R, Hettelingh J-P (2011) Review and revision of empirical critical loads-response  
678 relationships. In: *Proceedings of an expert workshop, Noordwijkerhout, 23-25 June 2010*, p.  
679 246.
- 680 Bobbink R, Hicks K, Galloway J et al. (2010) Global assessment of nitrogen deposition effects  
681 on terrestrial plant diversity: A synthesis. *Ecological Applications*, **20**, 30–59.
- 682 Bonanomi G, Caporaso S, Allegrrezza M (2006) Short-term effects of nitrogen enrichment, litter  
683 removal and cutting on a Mediterranean grassland. *Acta Oecologica*, **30**, 419–425.

- 684 Borer ET, Seabloom EW, Gruner DS et al. (2014) Herbivores and nutrients control grassland  
685 plant diversity via light limitation. *Nature*, **508**, 517–20.
- 686 Branquinho C, Pinho P, Dias T, Cruz C, Máguas C, Martins-Loução MA (2010) Lichen  
687 transplants at our service for atmospheric NH<sub>3</sub> deposition assessments. In: *Biology of*  
688 *Lichens – Symbiosis, Ecology, Environmental Monitoring, Systematics and Cyber*  
689 *Applications* (ed Nash III T), pp. 103–112.
- 690 Bussotti F, Ferrini F, Pollastrini M, Fini A (2014) The challenge of Mediterranean sclerophyllous  
691 vegetation under climate change: From acclimation to adaptation. *Environmental and*  
692 *Experimental Botany*, **103**, 80–98.
- 693 Bytnerowicz A, Omasa K, Paoletti E (2007) Integrated effects of air pollution and climate change  
694 on forests: A northern hemisphere perspective. *Environmental Pollution*, **147**, 438–445.
- 695 Calatayud V, Marco F, Cerveró J, Sánchez-Peña G, Sanz MJ (2010) Contrasting ozone sensitivity  
696 in related evergreen and deciduous shrubs. *Environmental Pollution*, **158**, 3580–3587.
- 697 Calatayud V, Cerveró J, Calvo E, García-Breijo F-J, Reig-Armiñana J, Sanz MJ (2011)  
698 Responses of evergreen and deciduous *Quercus* species to enhanced ozone levels.  
699 *Environmental Pollution*, **159**, 55–63.
- 700 Calvete-Sogo H, Elvira S, Sanz J et al. (2014) Current ozone levels threaten gross primary  
701 production and yield of Mediterranean annual pastures and nitrogen modulates the response.  
702 *Atmospheric Environment*, **95**, 197–206.
- 703 Calvete-Sogo H, González-Fernández I, Sanz J et al. (2016) Heterogeneous responses to ozone  
704 and nitrogen alter the species composition of Mediterranean annual pastures. *Oecologia*.
- 705 Camarero L, Catalan J (2012) Atmospheric phosphorus deposition may cause lakes to revert from  
706 phosphorus limitation back to nitrogen limitation. *Nature Communications*, **3**, 1118.
- 707 Cambui CA, Svennerstam H, Gruffman L, Nordin A, Ganeteg U, Näsholm T (2011) Patterns of  
708 plant biomass partitioning depend on nitrogen source. *PLoS ONE*, **6**, 1–8.
- 709 Lo Cascio M, Ochoa Hueso R, Morillas L et al. (2016) Nitrogen deposition impacts on microbial  
710 abundance and decomposition in three Mediterranean sites: A coordinated study using the  
711 NitroMed network. *figshare*, 10.6084/m9.figshare.3554598.v1.
- 712 Christensen JH, Hewitson B, Busuioc A et al. (2007) Regional climate projections. In: *Climate*  
713 *Change 2007: The Physical Science Basis. Contribution of Working Group I to the Fourth*  
714 *Assessment Report of the Intergovernmental Panel on Climate Change* (eds Solomon S, Qin  
715 D, Manning M, Chen Z, Marquis M, Averyt KB, Tignor M, Miller HL), pp. 848–940.  
716 Cambridge University Press.
- 717 CLRTAP (2011) *Manual on methodologies and criteria for modelling and mapping critical loads*  
718 *and levels and air pollution effects, risks and trends*. ICP-Vegetation Co-ordination Centre,  
719 UK.
- 720 Concostrina-Zubiri L, Pescador DS, Martínez I, Escudero A (2014) Climate and small scale  
721 factors determine functional diversity shifts of biological soil crusts in Iberian drylands.  
722 *Biodiversity and Conservation*, **23**, 1757–1770.
- 723 Concostrina-Zubiri L, Molla I, Velizarova E, Branquinho C (2016) Grazing or not grazing:  
724 Implications for ecosystem services provided by biocrusts in Mediterranean cork oak  
725 woodlands. *Land Degradation & Development*, 10.1002/ldr.2573.
- 726 Cornelissen JHC, Lang SI, Soudzilovskaia NA, During HJ (2007) Comparative cryptogam

727 ecology: A review of bryophyte and lichen traits that drive biogeochemistry. *Annals of*  
728 *Botany*, **99**, 987–1001.

729 Cowling RM, Rundel PW, Lamont BB, Arroyo MK, Arianoutsou M (1996) Plant diversity in  
730 mediterranean-climate regions. *Trends in Ecology and Evolution*, **11**, 362–366.

731 Cristofanelli P, Scheel HE, Steinbacher M et al. (2015) Long-term surface ozone variability at  
732 Mt. Cimone WMO/GAW global station (2165 m asl, Italy). *Atmospheric Environment*, **101**,  
733 23–33.

734 Cruz de Carvalho R, Branquinho C, da Silva JM (2011) Physiological consequences of  
735 desiccation in the aquatic bryophyte *Fontinalis antipyretica*. *Planta*, **234**, 195–205.

736 Cruz de Carvalho R, Catalá M, Marques da Silva J, Branquinho C, Barreno E (2012) The impact  
737 of dehydration rate on the production and cellular location of reactive oxygen species in an  
738 aquatic moss. *Annals of botany*, **110**, 1007–16.

739 Cruz de Carvalho R, Bernardes DA Silva A, Soares R, Almeida AM, Coelho AV, Marques DA  
740 Silva J, Branquinho C (2014) Differential proteomics of dehydration and rehydration in  
741 bryophytes: Evidence towards a common desiccation tolerance mechanism. *Plant, Cell &*  
742 *Environment*, **37**, 1499–515.

743 Deckmyn G, Op de Beeck M, Löw M, Then C, Verbeeck H, Wipfler P, Ceulemans R (2007)  
744 Modelling ozone effects on adult beech trees through simulation of defence, damage, and  
745 repair costs: Implementation of the CASIROZ ozone model in the ANAFORE forest model.  
746 *Plant Biology*, **9**, 320–30.

747 Delgado V, Ederra A, Santamaría JMJM (2013) Nitrogen and carbon contents and  $\delta^{15}\text{N}$  and  $\delta^{13}\text{C}$   
748 signatures in six bryophyte species: Assessment of long-term deposition changes (1980-  
749 2010) in Spanish beech forests. *Global Change Biology*, **19**, 2221–8.

750 Dias T, Malveiro S, Martins-Loução MA, Sheppard LJ, Cruz C (2010) Linking N-driven  
751 biodiversity changes with soil N availability in a Mediterranean ecosystem. *Plant and Soil*,  
752 **341**, 125–136.

753 Dias T, Oakley S, Alarcón-Gutiérrez E et al. (2013) N-driven changes in a plant community affect  
754 leaf-litter traits and may delay organic matter decomposition in a Mediterranean maquis.  
755 *Soil Biology and Biochemistry*, **58**, 163–171.

756 Dias T, Clemente A, Martins-Loução MA, Sheppard L, Bobbink R, Cruz C (2014) Ammonium as  
757 a driving force of plant diversity and ecosystem functioning: Observations based on 5 years'  
758 manipulation of N dose and form in a Mediterranean ecosystem. *PLoS ONE*, **9**, e92517.

759 Díaz-de-Quijano M, Penuelas J, Ribas A (2009) Increasing interannual and altitudinal ozone  
760 mixing ratios in the Catalan Pyrenees. *Atmospheric Environment*, **43**, 6049–6057.

761 Eisenhauer N, Bowker M a., Grace JB, Powell JR (2015) From patterns to causal understanding:  
762 Structural equation modeling (SEM) in soil ecology. *Pedobiologia*.

763 Escudero M, Castillo S, Querol X et al. (2005) Wet and dry African dust episodes over eastern  
764 Spain. *Journal of Geophysical Research*, **110**, D18S08.

765 European Environment Agency (EEA) (2005) *Vulnerability and adaptation to climate change in*  
766 *Europe*. EEA, 106 pp.

767 Felzer B, Kicklighter DW, Melillo J, Wang C, Zhuang Q, Prinn R (2004) Effects of ozone on net  
768 primary production and carbon sequestration in the conterminous United States using a  
769 biogeochemistry model. *Tellus B*, **56**, 230–248.

- 770 Fenn MEE, Jovan S, Yuan F, Geiser L, Meixner T, Gimeno BSS (2008) Empirical and simulated  
771 critical loads for nitrogen deposition in California mixed conifer forests. *Environmental*  
772 *Pollution*, **155**, 492–511.
- 773 Fenn ME, Allen EB, Geiser LH (2011) Mediterranean California. In: *Assessment of nitrogen*  
774 *deposition effects and empirical critical loads of nitrogen for ecoregions of the United States*  
775 (eds Pardo LH, Robin-Abbott MJ, Driscoll CT). Gen. Tech. Rep. NRS-80. Newtown Square,  
776 PA: U.S. Department of Agriculture, Forest Service, Northern Research Station, 291 pp.
- 777 Ferretti M, Marchetto A, Arisci S et al. (2014) On the tracks of nitrogen deposition effects on  
778 temperate forests at their southern European range - An observational study from Italy.  
779 *Global Change Biology*, **20**, 3423–3438.
- 780 Flexas J, Diaz-Espejo A, Gago J, Gallé A, Galmés J, Gulías J, Medrano H (2014) Photosynthetic  
781 limitations in Mediterranean plants: A review. *Environmental and Experimental Botany*,  
782 **103**, 12–23.
- 783 Fowler D, Steadman CE, Stevenson D et al. (2015) Effects of global change during the 21st  
784 century on the nitrogen cycle. *Atmospheric Chemistry and Physics Discussions*, **15**, 1747–  
785 1868.
- 786 Fusaro L, Gerosa G, Salvatori E et al. (2016) Early and late adjustments of the photosynthetic  
787 traits and stomatal density in *Quercus ilex* L. grown in an ozone-enriched environment.  
788 *Plant Biology*, **18**, 13–21.
- 789 Gachet S, Véla E, Tatoni T (2005) BASECO: A floristic and ecological database of  
790 Mediterranean French flora. *Biodiversity and Conservation*, **14**, 1023–1034.
- 791 García-Gómez H, Garrido JL, Vivanco MG et al. (2014) Nitrogen deposition in Spain: Modeled  
792 patterns and threatened habitats within the Natura 2000 network. *Science of the Total*  
793 *Environment*, **485–486**, 450–60.
- 794 García-Gómez H, González-Fernández I, Vivanco MG et al. (2017) Depósito atmosférico de  
795 nitrógeno en España y evaluación del riesgo de efectos en los hábitats terrestres de la Red de  
796 Parques Nacionales. *Ecosistemas*, **26**, aa-aa.
- 797 Gerosa G, Marzuoli R, Bussotti F, Pancrazi M, Ballarin-Denti A (2003) Ozone sensitivity of  
798 *Fagus sylvatica* and *Fraxinus excelsior* young trees in relation to leaf structure and foliar  
799 ozone uptake. *Environmental Pollution*, **125**, 91–98.
- 800 Gerosa G, Finco A, Mereu S, Vitale M, Manes F, Denti AB (2009) Comparison of seasonal  
801 variations of ozone exposure and fluxes in a Mediterranean Holm oak forest between the  
802 exceptionally dry 2003 and the following year. *Environmental Pollution*, **157**, 1737–44.
- 803 Gerosa G, Fusaro L, Monga R, Finco A, Fares S, Manes F, Marzuoli R (2015) A flux-based  
804 assessment of above and below ground biomass of Holm oak (*Quercus ilex* L.) seedlings  
805 after one season of exposure to high ozone concentrations. *Atmospheric Environment*, **113**,  
806 41–49.
- 807 Gimeno BS, Bermejo V, Sanz J et al. (2004) Growth response to ozone of annual species from  
808 Mediterranean pastures. *Environmental Pollution*, **132**, 297–306.
- 809 González-Fernández I, Gerosa G, Bermejo V (2013) Ozone effects on vegetation biodiversity in a  
810 biodiversity “hotspot” (southern Europe). In: *Ozone pollution: Impacts on ecosystem*  
811 *services and biodiversity* (eds Mills G, Wagg S, Harmens H), pp. 38–42. ICP Vegetation  
812 Programme Coordination Centre, UNECE-CLRTAP WGE.
- 813 Harmens H, Schnyder E, Thoni L et al. (2014) Relationship between site-specific nitrogen



814 concentrations in mosses and measured wet bulk atmospheric nitrogen deposition across  
815 Europe. *Environmental Pollution*, **194**, 50–59.

816 Hector A, Schmid C, Beierkuhnlein C et al. (1999) Plant diversity and productivity experiments  
817 in European grasslands. *Science*, **286**, 1123–1127.

818 Hijmans RJ, Cameron SE, Parra JL, Jones PG, Jarvis A (2005) Very high resolution interpolated  
819 climate surfaces for global land areas. *International Journal of Climatology*, **25**, 1965–1978.

820 Im U, Christodoulaki S, Violaki K et al. (2013) Atmospheric deposition of nitrogen and sulfur  
821 over southern Europe with focus on the Mediterranean and the Black Sea. *Atmospheric  
822 Environment*, **81**, 660–670.

823 Izquieta-Riojano S, Elustondo D (2017) Importancia de la deposición de nitrógeno orgánico en el  
824 ciclo del N a nivel global. *Ecosistemas*, **26**, aa-aa.

825 Izquieta-Rojano S, García-Gomez H, Aguilera L et al. (2016a) Throughfall and bulk  
826 deposition of dissolved organic nitrogen to holm oak forests in the Iberian Peninsula: Flux  
827 estimation and identification of potential sources. *Environmental Pollution*, **210**, 104–112.

828 Izquieta-Rojano S, Elustondo D, Ederra A, Lasheras E, Santamaría C, Santamaría JM (2016b)  
829 *Pleurochaete squarrosa* (Brid.) Lindb. as an alternative moss species for biomonitoring  
830 surveys of heavy metal, nitrogen deposition and  $\delta^{15}\text{N}$  signatures in a Mediterranean area.  
831 *Ecological Indicators*, **60**, 1221–1228.

832 Jickells T, Baker A, Cape J, Cornell S, Nemitz E (2013) The cycling of organic nitrogen through  
833 the atmosphere. *Philosophical Transactions of the Royal Society of London. Series B,  
834 Biological Sciences*, **368**, 20130115.

835 Jovan S, McCune B (2005) Air-quality bioindication in the greater Central Valley of California,  
836 with epiphytic macrolichen communities. *Ecological Applications*, **15**, 1712–1726.

837 Leonardi S, Gentilesca T, Guerrieri R et al. (2012) Assessing the effects of nitrogen deposition  
838 and climate on carbon isotope discrimination and intrinsic water-use efficiency of  
839 angiosperm and conifer trees under rising CO<sub>2</sub> conditions. *Global Change Biology*, **18**,  
840 2925–2944.

841 Lloret F, Penuelas J, Estiarte M (2004) Experimental evidence of reduced diversity of seedlings  
842 due to climate modification in a Mediterranean-type community. *Global Change Biology*,  
843 **10**, 248–258.

844 Llusia J, Bermejo-Bermejo V, Calvete-Sogo H, Peñuelas J (2014) Decreased rates of terpene  
845 emissions in *Ornithopus compressus* L. and *Trifolium striatum* L. by ozone exposure and  
846 nitrogen fertilization. *Environmental Pollution*, **194**, 69–77.

847 Llusia J, Peñuelas J, Gimeno BS (2002) Seasonal and species-specific Mediterranean plant VOC  
848 emissions by Mediterranean woody plant to elevated ozone concentrations. *Atmospheric  
849 Environment*, **36**, 3931–3938.

850 Lopez-Iglesias B, Villar R, Poorter L (2014) Functional traits predict drought performance and  
851 distribution of Mediterranean woody species. *Acta Oecologica*, **56**, 10–18.

852 Mace KA (2003) Organic nitrogen in rain and aerosol in the eastern Mediterranean atmosphere:  
853 An association with atmospheric dust. *Journal of Geophysical Research*, **108**, 4320.

854 Maestre FT, Bowker MA, Cantón Y et al. (2011) Ecology and functional roles of biological soil  
855 crusts in semi-arid ecosystems of Spain. *Journal of Arid Environments*, **75**, 1282–1291.

856 Maracchi G, Sirotenko O, Bindi M (2005) Increasing climate variability and change. In:

- 857 *Increasing Climate Variability and Change: Reducing the Vulnerability of Agriculture and*  
858 *Forestry* (eds Salinger J, Sivakumar MVK, Motha RP), pp. 117–135. Springer-Verlag,  
859 Berlin/Heidelberg.
- 860 De Marco A, Proietti C, Cionni I, Fischer R, Screpanti A, Vitale M (2014) Future impacts of  
861 nitrogen deposition and climate change scenarios on forest crown defoliation.  
862 *Environmental Pollution*, **194**, 171–80.
- 863 De Marco A, Sicard P, Vitale M, Carriero G, Renou C, Paoletti E (2015) Metrics of ozone risk  
864 assessment for Southern European forests: Canopy moisture content as a potential plant  
865 response indicator. *Atmospheric Environment*, **120**, 182–190.
- 866 Marticorena B, Formenti P (2013) Fundamentals of aeolian sediment transport: Long-range  
867 transport of dust. In: *Treatise on Geomorphology*, Vol. 11 (ed Shroder J), pp. 64–84.  
868 Academic Press Inc., San Diego.
- 869 Martinez-Vilalta J, Mangiron M, Ogaya R, Sauret M, Serrano L, Penuelas J, Pinol J (2003) Sap  
870 flow of three co-occurring Mediterranean woody species under varying atmospheric and soil  
871 water conditions. *Tree Physiology*, **23**, 747–758.
- 872 Matesanz S, Valladares F (2014) Ecological and evolutionary responses of Mediterranean plants  
873 to global change. *Environmental and Experimental Botany*, **103**, 53–67.
- 874 Matos P, Pinho P, Aragon G et al. (2015) Lichen traits responding to aridity. *Journal of Ecology*,  
875 **103**, 451–458.
- 876 Mereu S, Salvatori E, Fusaro L, Gerosa G, Muys B, Manes F (2009) An integrated approach  
877 shows different use of water resources from Mediterranean maquis species in a coastal dune  
878 ecosystem. *Biogeosciences*, **6**, 2599–2610.
- 879 Mereu S, Gerosa G, Marzuoli R et al. (2011) Gas exchange and JIP-test parameters of two  
880 Mediterranean maquis species are affected by sea spray and ozone interaction.  
881 *Environmental and Experimental Botany*, **73**, 80–88.
- 882 Millán MM, José Sanz M, Salvador R, Mantilla E (2002) Atmospheric dynamics and ozone  
883 cycles related to nitrogen deposition in the western Mediterranean. *Environmental Pollution*,  
884 **118**, 167–186.
- 885 Mills G, Harmens H (2011) *Ozone pollution: A hidden threat to food security*. ICP Vegetation,  
886 114 pp.
- 887 Mona L, Amodeo A, Pandolfi M, Pappalardo G (2006) Saharan dust intrusions in the  
888 Mediterranean area: Three years of Raman lidar measurements. *Journal of Geophysical*  
889 *Research Atmospheres*, **111**, D16203.
- 890 Munzi S, Paoli L, Fiorini E, Loppi S (2012) Physiological response of the epiphytic lichen  
891 *Evernia prunastri* (L.) Ach. to ecologically relevant nitrogen concentrations. *Environmental*  
892 *Pollution*, **171**, 25–9.
- 893 Munzi S, Cruz C, Branquinho C, Pinho P, Leith ID, Sheppard LJ (2014a) Can ammonia tolerance  
894 amongst lichen functional groups be explained by physiological responses? *Environmental*  
895 *Pollution*, **187**, 206–9.
- 896 Munzi S, Correia O, Silva P, Lopes N, Freitas C, Branquinho C, Pinho P (2014b) Lichens as  
897 ecological indicators in urban areas: Beyond the effects of pollutants. *Journal of Applied*  
898 *Ecology*, **51**, 1750–1757.
- 899 Myers N, Mittermeier R, Mittermeier C, da Fonseca G, Kent J (2000) Biodiversity hotspots for

- 900 conservation priorities. *Nature*, **403**, 853–8.
- 901 Nali C, Paoletti E, Marabottini R et al. (2004) Ecophysiological and biochemical strategies of  
902 response to ozone in Mediterranean evergreen broadleaf species. *Atmospheric Environment*,  
903 **38**, 2247–2257.
- 904 Ochoa-Hueso R (2016) Non-linear disruption of ecological interactions in response to nitrogen  
905 deposition. *Ecology*, **87**, 2802–2814.
- 906 Ochoa-Hueso R (2017) Consecuencias de la deposición de nitrógeno sobre la biodiversidad y el  
907 funcionamiento de los ecosistemas terrestres: Una aproximación general desde la ecología  
908 de ecosistemas. *Ecosistemas*, **26**, aa-aa.
- 909 Ochoa-Hueso R, Manrique E (2011) Effects of nitrogen deposition and soil fertility on cover and  
910 physiology of *Cladonia foliacea* (Huds.) Willd., a lichen of biological soil crusts from  
911 Mediterranean Spain. *Environmental Pollution*, **159**, 449–57.
- 912 Ochoa-Hueso R, Manrique E (2013) Effects of nitrogen deposition on growth and physiology of  
913 *Pleurochaete squarrosa* (Brid.) Lindb., a terricolous moss from Mediterranean ecosystems.  
914 *Water, Air, & Soil Pollution*, **224**, 1492.
- 915 Ochoa-Hueso R, Manrique E (2014) Impacts of altered precipitation, nitrogen deposition and  
916 plant competition on a Mediterranean seed bank. *Journal of Vegetation Science*, **25**, 1289–  
917 1298.
- 918 Ochoa-Hueso R, Stevens CJ (2015) European semiarid Mediterranean ecosystems are sensitive to  
919 nitrogen deposition: Impacts on plant communities and root phosphatase activity. *Water, Air,  
920 & Soil Pollution*, **226**, 5.
- 921 Ochoa-Hueso R, Allen EBEB, Branquinho C et al. (2011) Nitrogen deposition effects on  
922 Mediterranean-type ecosystems: An ecological assessment. *Environmental Pollution*, **159**,  
923 2265–2279.
- 924 Ochoa-Hueso R, Maestre FT, De Los Ríos A et al. (2013a) Nitrogen deposition alters nitrogen  
925 cycling and reduces soil carbon content in low-productivity semiarid Mediterranean  
926 ecosystems. *Environmental Pollution*, **179**, 185–193.
- 927 Ochoa-Hueso R, Mejías-Sanz V, Pérez-Corona MEE, Manrique E (2013b) Nitrogen deposition  
928 effects on tissue chemistry and phosphatase activity in *Cladonia foliacea* (Huds.) Willd., a  
929 common terricolous lichen of semi-arid Mediterranean shrublands. *Journal of Arid  
930 Environments*, **88**, 78–81.
- 931 Ochoa-Hueso R, Stevens CJ, Ortiz-Llorente MJ, Manrique E (2013c) Soil chemistry and fertility  
932 alterations in response to N application in a semiarid Mediterranean shrubland. *Science of  
933 the Total Environment*, **452–453**, 78–86.
- 934 Ochoa-Hueso R, Rocha I, Stevens CJ, Manrique E, Lucíañez MJ (2014a) Simulated nitrogen  
935 deposition affects soil fauna from a semiarid Mediterranean ecosystem in central Spain.  
936 *Biology and Fertility of Soils*, **50**, 191–196.
- 937 Ochoa-Hueso R, Arróniz-Crespo M, Bowker MAMA et al. (2014b) Biogeochemical indicators of  
938 elevated nitrogen deposition in semiarid Mediterranean ecosystems. *Environmental  
939 Monitoring and Assessment*, **186**, 5831–5842.
- 940 Paoletti E (2006) Impact of ozone on Mediterranean forests: A review. *Environmental Pollution*,  
941 **144**, 463–474.
- 942 Paoletti E, Grulke NE (2005) Does living in elevated CO<sub>2</sub> ameliorate tree response to ozone? A

943 review on stomatal responses. *Environmental Pollution*, **137**, 483–493.

944 Paoletti E, Grulke NE (2010) Ozone exposure and stomatal sluggishness in different plant  
945 physiognomic classes. *Environmental Pollution*, **158**, 2664–2671.

946 Paoletti E, Nali C, Lorenzini G (2007) Early responses to acute ozone exposure in two *Fagus*  
947 *sylvatica* clones differing in xeromorphic adaptations: Photosynthetic and stomatal  
948 processes, membrane and epicuticular characteristics. *Environmental Monitoring and*  
949 *Assessment*, **128**, 93–108.

950 Paoli L, Pirintsos SA, Kotzabasis K, Pisani T, Navakoudis E, Loppi S (2010) Effects of ammonia  
951 from livestock farming on lichen photosynthesis. *Environmental Pollution*, **158**, 2258–65.

952 Paoli L, Munzi S, Guttová A, Senko D, Sardella G, Loppi S (2015) Lichens as suitable indicators  
953 of the biological effects of atmospheric pollutants around a municipal solid waste incinerator  
954 (S Italy). *Ecological Indicators*, **52**, 362–370.

955 Pardo LHLH, Fenn MEME, Goodale CLCL et al. (2011) Effects of nitrogen deposition and  
956 empirical nitrogen critical loads for ecoregions of the United States. *Ecological*  
957 *Applications*, **21**, 3049–3082.

958 Paula S, Arianoutsou M, Kazanis D et al. (2009) Fire-related traits for plant species of the  
959 Mediterranean Basin. *Ecology*, **90**, 1420.

960 Pausas JG, Fernández-Muñoz S (2012) Fire regime changes in the Western Mediterranean Basin:  
961 From fuel-limited to drought-driven fire regime. *Climatic Change*, **110**, 215–226.

962 Peñuelas J, Llusà J, Gimeno BS (1999) Effects of ozone concentrations on biogenic volatile  
963 organic compounds emission in the Mediterranean region. *Environmental Pollution*, **105**,  
964 17–23.

965 Pereira JS, Mateus JA, Aires LM et al. (2007) Net ecosystem carbon exchange in three  
966 contrasting Mediterranean ecosystems – the effect of drought. *Biogeosciences*, **4**, 791–802.

967 Pérez-Camacho L, Rebollo S, Hernández-Santana V, García-Salgado G, Pavón-García J, Gómez-  
968 Sal A (2012) Plant functional trait responses to interannual rainfall variability, summer  
969 drought and seasonal grazing in Mediterranean herbaceous communities. *Functional*  
970 *Ecology*, **26**, 740–749.

971 Phoenix GK, Hicks WK, Cinderby S et al. (2006) Atmospheric nitrogen deposition in world  
972 biodiversity hotspots: The need for a greater global perspective in assessing N deposition  
973 impacts. *Global Change Biology*, **12**, 470–476.

974 Phoenix GKGK, Emmett BABA, Britton AJAJ et al. (2012) Impacts of atmospheric nitrogen  
975 deposition: Responses of multiple plant and soil parameters across contrasting ecosystems in  
976 long-term field experiments. *Global Change Biology*, **18**, 1197–1215.

977 Pinho P, Augusto S, Martins-Loução MA, Pereira MJ, Soares A, Máguas C, Branquinho C (2008)  
978 Causes of change in nitrophytic and oligotrophic lichen species in a Mediterranean climate:  
979 Impact of land cover and atmospheric pollutants. *Environmental Pollution*, **154**, 380–389.

980 Pinho P, Branquinho C, Cruz C et al. (2009) Atmospheric ammonia. In: *Atmospheric Ammonia:*  
981 *Detecting Emission Changes and Environmental Impacts* (eds Sutton MA, Reis S, Baker  
982 SMH), pp. 109–119. Springer Netherlands, Dordrecht.

983 Pinho P, Dias T, Cruz C et al. (2011) Using lichen functional diversity to assess the effects of  
984 atmospheric ammonia in Mediterranean woodlands. *Journal of Applied Ecology*, **48**, 1107–  
985 1116.


- 986 Pinho P, Theobald MRR, Dias T et al. (2012) Critical loads of nitrogen deposition and critical  
987 levels of atmospheric ammonia for semi-natural Mediterranean evergreen woodlands.  
988 *Biogeosciences*, **9**, 1205–1215.
- 989 Pinho P, Llop E, Ribeiro MCC, Cruz C, Soares A, Pereira MJJ, Branquinho C (2014) Tools for  
990 determining critical levels of atmospheric ammonia under the influence of multiple  
991 disturbances. *Environmental Pollution*, **188**, 88–93.
- 992 Pirintsos SA, Paoli L, Loppi S, Kotzabasis K (2011) Photosynthetic performance of lichen  
993 transplants as early indicator of climatic stress along an altitudinal gradient in the arid  
994 Mediterranean area. *Climatic Change*, **107**, 305–328.
- 995 Poulter B, Frank D, Ciais P et al. (2014) Contribution of semi-arid ecosystems to interannual  
996 variability of the global carbon cycle. *Nature*, **509**, 600–603.
- 997 Querol X, Alastuey A, Pandolfi M et al. (2014) 2001–2012 trends on air quality in Spain. *Science  
998 of the Total Environment*, **490**, 957–69.
- 999 Rao LE, Allen EB, Meixner T (2010) Risk-based determination of critical nitrogen deposition  
1000 loads for fire spread in southern California deserts. *Ecological Applications*: a  
1001 *publication of the Ecological Society of America*, **20**, 1320–35.
- 1002 Reich PB, Hungate BA, Luo Y (2006) Carbon-nitrogen interactions in terrestrial ecosystems in  
1003 response to rising atmospheric carbon dioxide. *Annual Review of Ecology, Evolution, and  
1004 Systematics*, **37**, 611–636.
- 1005 Root HT, Geiser LH, Fenn ME et al. (2013) A simple tool for estimating throughfall nitrogen  
1006 deposition in forests of western North America using lichens. *Forest Ecology and  
1007 Management*, **306**.
- 1008 Sanz MJ, Carratalá A, Gimeno C, Millán MM (2002) Atmospheric nitrogen deposition on the  
1009 east coast of Spain: Relevance of dry deposition in semi-arid Mediterranean regions.  
1010 *Environmental Pollution*, **118**, 259–272.
- 1011 Sanz J, Bermejo V, Gimeno BS, Elvira S, Alonso R (2007) Ozone sensitivity of the  
1012 Mediterranean terophyte *Trifolium striatum* is modulated by soil nitrogen content.  
1013 *Atmospheric Environment*, **41**, 8952–8962.
- 1014 Sardans J, Peñuelas J (2013) Plant-soil interactions in Mediterranean forest and shrublands:  
1015 Impacts of climatic change. *Plant and Soil*, **365**, 1–33.
- 1016 Sardans J, Alonso R, Carnicer J, Fernández-Martínez M, Vivanco MG, Peñuelas J (2016) Factors  
1017 influencing the foliar elemental composition and stoichiometry in forest trees in Spain.  
1018 *Perspectives in Plant Ecology, Evolution and Systematics*, **18**, 52–69.
- 1019 Scarascia-Mugnozza G, Matteucci G (2012) Mediterranean forest research: Challenges and  
1020 opportunities in a changing environment. *Energia, Ambiente e Innovazione*, **1**, 58–65.
- 1021 Scheffer M, Carpenter SR (2003) Catastrophic regime shifts in ecosystems: Linking theory to  
1022 observation. *Trends in Ecology & Evolution*, **18**, 648–656.
- 1023 Schröter D, Cramer W, Leemans R et al. (2005) Ecosystem service supply and vulnerability to  
1024 global change in Europe. *Science*, **310**, 1333–1337.
- 1025 Shindell D, Kuylenstierna JCI, Vignati E et al. (2012) Simultaneously mitigating near-term  
1026 climate change and improving human health and food security. *Science*, **335**, 183–9.
- 1027 Sicard P, Dalstein-Richier L (2015) Health and vitality assessment of two common pine species  
1028 in the context of climate change in southern Europe. *Environmental Research*, **137**, 235–45.

- 1029 Sicard P, De Marco A, Troussier F, Renou C, Vas N, Paoletti E (2013) Decrease in surface ozone  
1030 concentrations at Mediterranean remote sites and increase in the cities. *Atmospheric*  
1031 *Environment*, **79**, 705–715.
- 1032 Sicard P, De Marco A, Dalstein-Richier L, Tagliaferro F, Renou C, Paoletti E (2016) An  
1033 epidemiological assessment of stomatal ozone flux-based critical levels for visible ozone  
1034 injury in Southern European forests. *Science of the Total Environment*, **541**, 729–41.
- 1035 Simpson D, Andersson C, Christensen JH et al. (2014) Impacts of climate and emission changes  
1036 on nitrogen deposition in Europe: A multi-model study. *Atmospheric Chemistry and Physics*,  
1037 **14**, 6995–7017.
- 1038 Stevens CJ, Duprè C, Dorland E et al. (2010) Nitrogen deposition threatens species richness of  
1039 grasslands across Europe. *Environmental Pollution*, **158**, 2940–2945.
- 1040 Tegischer K, Tausz M, Wieser G, Grill D (2002) Tree- and needle-age-dependent variations in  
1041 antioxidants and photoprotective pigments in Norway spruce needles at the alpine  
1042 timberline. *Tree Physiology*, **22**, 591–596.
- 1043 Terray L, Boé J (2013) Quantifying 21<sup>st</sup>-century France climate change and related uncertainties.  
1044 *Comptes Rendus - Geoscience*, **345**, 136–149.
- 1045 Tobner CM, Paquette A, Reich PB, Gravel D, Messier C (2014) Advancing biodiversity-  
1046 ecosystem functioning science using high-density tree-based experiments over functional  
1047 diversity gradients. *Oecologia*, **174**, 609–621.
- 1048 Tylianakis JM, Didham RK, Bascompte J, Wardle DA (2008) Global change and species  
1049 interactions in terrestrial ecosystems. *Ecology Letters*, **11**, 1351–1363.
- 1050 Valencia E, Maestre FT, Bagousse-pinguet Y Le et al. (2015) Functional diversity enhances the  
1051 resistance of ecosystem multifunctionality to aridity in Mediterranean drylands. *New*  
1052 *Phytologist*, **206**, 660–671.
- 1053 Varela Z, Carballeira A, Fernández JAA, Aboal JRR (2013) On the use of epigaeic mosses to  
1054 biomonitor atmospheric deposition of nitrogen. *Archives of Environmental Contamination*  
1055 *and Toxicology*, **64**, 562–72.
- 1056 Verheyen K, Vanhellemont M, Auge H et al. (2016) Contributions of a global network of tree  
1057 diversity experiments to sustainable forest plantations. *Ambio*, **45**, 29–41.
- 1058 Vestreng V, Ntziachristos L, Semb A, Reis S, Isaksen ISA, Tarrason L (2008) Evolution of NO<sub>x</sub>  
1059 emissions in Europe with focus on road transport control measures. *Atmospheric Chemistry*  
1060 *Physics*, **9**, 1503–1520.
- 1061 Violaki K, Zarbas P, Mihalopoulos N (2010) Long-term measurements of dissolved organic  
1062 nitrogen (DON) in atmospheric deposition in the Eastern Mediterranean: Fluxes, origin and  
1063 biogeochemical implications. *Marine Chemistry*, **120**, 179–186.
- 1064 de Vries W, Kros H, Reinds GJ et al. (2007) *Developments in deriving critical limits and*  
1065 *modeling critical loads of nitrogen for terrestrial ecosystems in Europe. Alterra-rapport*  
1066 *1382*. Wageningen: Alterra.
- 1067 Way DA, Oren R (2010) Differential responses to changes in growth temperature between trees  
1068 from different functional groups and biomes: A review and synthesis of data. *Tree*  
1069 *Physiology*, **30**, 669–88.
- 1070 Werz M, Hoffman M (2016) Europe's twenty-first century challenge: Climate change, migration  
1071 and security. *European View*, **15**, 145–154.

1072 Xia J, Wan S (2008) Global response patterns of terrestrial plant species to nitrogen addition.  
1073 *New phytologist*, **179**, 428–39.  
1074  
  
1075

1076 **Figure 1.** Modeled nitrogen deposition for the Mediterranean region based on the European  
1077 Monitoring and Evaluation Programme (EMEP) model at 0.1°-0.1° longitude-latitude resolution  
1078 (EMEP MSC-W chemical transport model [version rv4.7; [www.emep.int](http://www.emep.int)]). Modelled N  
1079 deposition is based on 2013 emissions data. (a) Total N deposition (oxidized + reduced; dry +  
1080 wet), (b) percentage of dry deposition, (c) percentage of wet deposition, (d) percentage of  
1081 oxidized deposition and (e) percentage of reduced deposition.

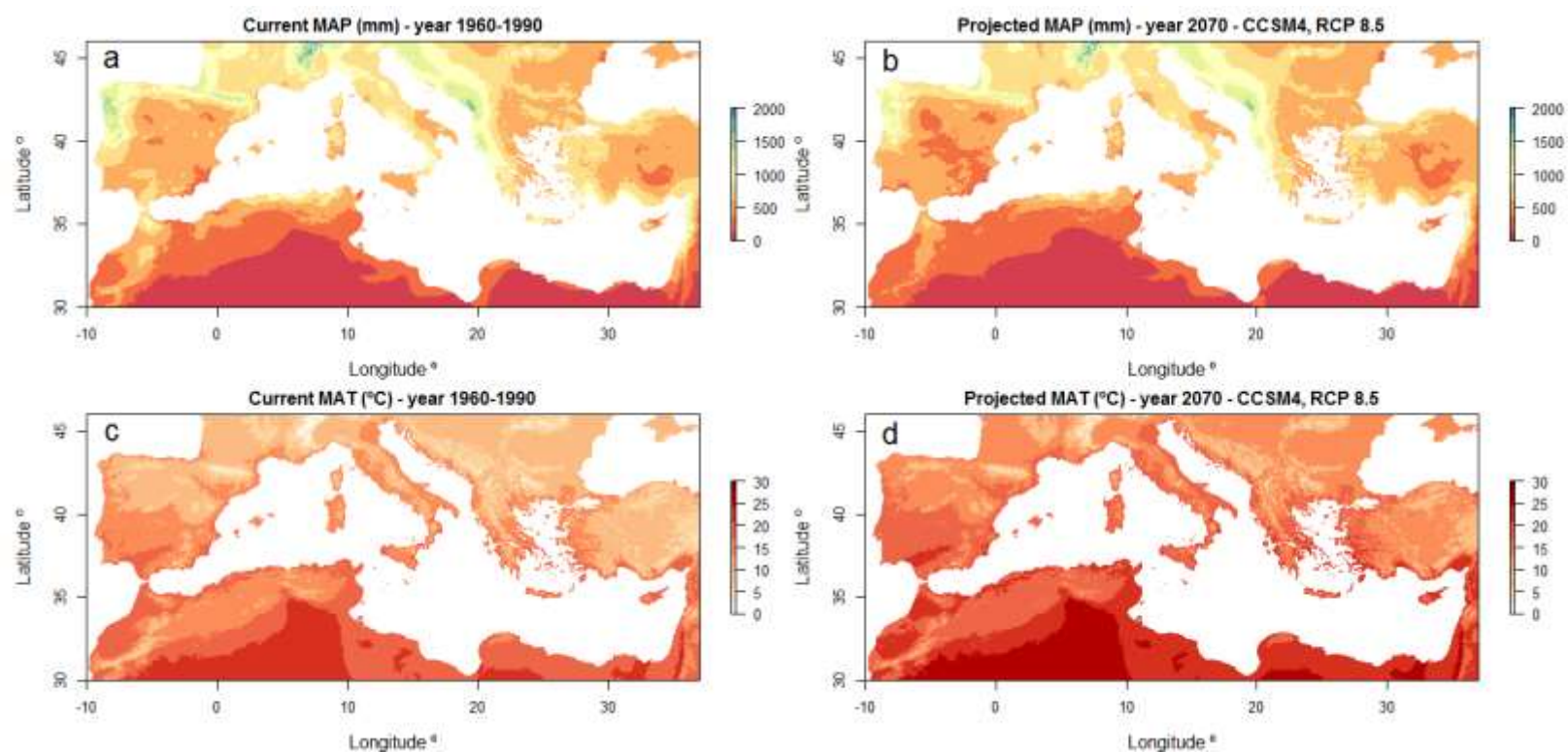




1083 **Figure 2.** (a) Mean annual precipitation (MAP) and (b) temperature (MAT) for the year range between 1960-1990. Projected (c)  
1084 MAP and (d) MAT for the year 2070 based on predictions from the CCSM4 model considering the RCP 8.5 (no mitigation of  
1085 emissions) IPCC5 scenario. Data obtained from <http://www.worldclim.org/version1> (Hijmans *et al.*, 2005).

1086

1087



1088

1089 **Figure 3.** Examples of terrestrial ecosystems and experimental facilities set up to investigate the  
1090 effects of air pollution and climate change in the Mediterranean Basin (see Supplementary Table  
1091 2 for details): a) Companhia das Lezírias, Samora Correia, Portugal; b) Alambre, Serra da  
1092 Arrábida, Portugal; c) Herdade da Coitadinha, Barrancos, Portugal; d) Alto de Guarramillas,  
1093 Madrid, Spain; e) La Higuera, Toledo, Spain; f) El Regajal, Madrid, Spain; g) Tres Cantos,  
1094 Madrid, Spain; h) Capo Caccia, Sardinia, Italy; i) La Castanya, Spain; j) Ozone FACE (Free-Air  
1095 Controlled Exposure) facility, Florence, Italy; k) Fontblanche, Provence, France.



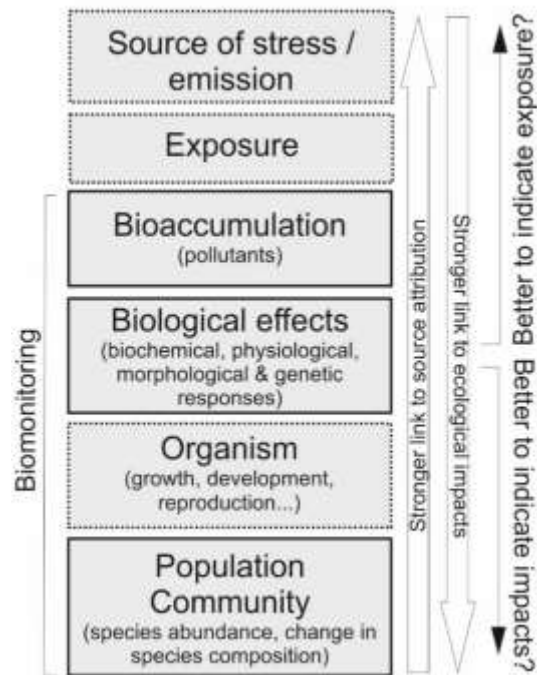
1096

1097



1098 **Figure 4.** The biomonitoring chain: from the source of stress to ecological impacts.  
 1099 Measurements closer to the source of stress (e.g. bioaccumulation of pollutants) have a stronger  
 1100 link to source attribution, provide an account of exposure, and can be seen as an early warning  
 1101 system for potential impacts. On the other hand, biological effects (biomarkers) and species-  
 1102 based measurements commonly have a close link to impacts on the ecosystem but can have a  
 1103 weaker link to source attribution. Dark frame indicates those levels and measurements most  
 1104 commonly considered in biomonitoring studies.

1105



1106