

Predicting word reading

Predicting word reading ability: A quantile regression study

Autumn L. McIlraith

Language and Reading Research Consortium

Accepted for publication in Journal of Research in Reading

<http://dx.doi.org/10.1111/1467-9817.12089>

Author Note

This paper was prepared by the first author and members Language and Reading Research Consortium (LARRC) taskforce including Hugh W. Catts (Convener) and Tiffany Hogan. LARRC project sites and investigators are as follows:

Ohio State University (Columbus, OH): Laura M. Justice (Site PI), Richard Lomax, Ann O’Connell, Jill Pentimonti, Stephen A. Petrill¹, Shayne B. Piasta

Arizona State University (Tempe, AZ): Shelley Gray (Site PI), Maria Adelaida Restrepo.

Lancaster University (Lancaster, UK): Kate Cain (Site PI).

University of Kansas (Lawrence, KS): Hugh Catts² (Site PI), Mindy Bridges, Diane Nielsen.

University of Nebraska-Lincoln (Lincoln, NE): Tiffany Hogan³ (Site PI), Jim Bovaird, J. Ron Nelson.⁴

1. Stephen A Petrill was a LARRC co-investigator from 2010-2013.
2. Hugh Catts is now at Florida State University.
3. Tiffany Hogan is now at MGH Institute of Health Professions.
4. J. Ron Nelson was a LARRC co-investigator from 2010-2012.

Predicting word reading

This work was supported by grant # R305F100002 of the Institute of Education Sciences' Reading for Understanding Initiative. We are deeply grateful to the numerous staff, research associates, school administrators, teachers, children, and families who participated. Key personnel at study sites include: Lisa Baldwin-Skinner, Garey Berry, Beau Bevens, Jennifer Bostic, Shara Brinkley, Janet Capps, Beth Chandler, Lori Chleborad, Willa Cree, Dawn Davis, Michel Eltschinger, Kelly Farquharson, Tamarine Foreman, Rashaun Geter, Sara Gilliam, Miki Herman, Trudy Kuo, Gustavo Lujan, Junko Maekawa, Carol Mesa, Denise Meyer, Maria Moratto, Kimberly Murphy, Marcie Mutters, Amy Pratt, Trevor Rey, Amber Sherman, Shannon Tierney, and Stephanie Williams.

The views presented in this work do not represent those of the federal government, nor do they endorse any products or findings presented herein. Correspondence concerning this work should be sent to Hugh Catts, hcatts@fsu.edu.

Abstract

Background. Early word reading predictors are well established. However, it is unclear if these predictors hold for readers across the distribution. This study used quantile regression to investigate predictive relationships at different points in the distribution of word reading.

Methods. Quantile regression analyses used preschool and kindergarten measures of letter knowledge, phonological awareness, rapid automatized naming, sentence repetition, vocabulary, and mother's education to predict first grade word reading. **Results.** Predictors generally varied in significance across levels of word reading. Notably, rapid automatized naming was a unique predictor for average and good readers but not poor readers. Letter knowledge was generally a better unique predictor for poor and average readers than good readers. **Conclusions.** Well-known word reading predictors varied in significance at different points along the word reading distribution. This study illustrates the value of the quantile regression approach for investigating predictive relationships of reading-related outcomes.

Keywords quantile regression, word reading, early identification

Highlights (required for the journal we are considering)

What is already known about this topic

- Word reading precursors are well-established, with letter knowledge, phonological awareness, and rapid automatized naming identified as key variables,
- These relationships are primarily investigated in average readers, or in groups of good and poor readers created using a cut-off score approach.

What this paper adds

- This study examined the significance of these established relationships for readers at different points in the distribution of word reading, using quantile regression.
- The quantile regression approach avoids the loss of power that can arise when creating subgroups, and has none of the issues associated with the use of a single cut-off score.
- Letter knowledge and phonological awareness were found to be generally significantly predictive of word reading across the distribution, while rapid automatized naming was significant only for good readers, and sentence recall was significant only for poor readers.

Implications for theory, policy, or practice

Predicting word reading

- Results reinforce the usefulness of measures such as letter knowledge, phonological awareness, and sentence repetition in the early identification of children at risk for reading disabilities.
- Results also suggest that measures of rapid naming may add little unique information in differentiating between children who subsequently read in the below average range.
- Our findings also add to the large body of research indicating that early literacy experience and activities that highlight the sounds in words can promote reading ability in children who are at-risk for reading disabilities.

The identity of the early precursors of word reading ability has implications for the early identification of children at risk for reading disabilities. Research has identified various factors that are predictive of word reading. These include phonological awareness (PA), letter knowledge, rapid automatized naming (RAN), and vocabulary (e.g., Kirby, Desrochers, Roth, & Sandy, 2008; Lervag, Braten, & Hulme, 2009; Schatschneider, Fletcher, Francis, Carlson, & Foorman, 2004). Whereas considerable convergence exists concerning the identity of these early predictors, the specific nature of their relationship to word reading remains unclear. One issue of concern is whether a predictor's importance varies for readers with different levels of word reading ability. This issue has typically been addressed by dividing a sample into subgroups of average readers and poor readers. Relationships can then be estimated within the subgroups independently, or by comparing effect sizes, correlations, or regression coefficients between reader groups (de Groot, van den Bos, Minnaert, & van der Meulen, 2015; Katzir, Kim, Wolf, Kennedy, Lovett, & Morris, 2006; Scarborough, 1998; Torgesen, Wagner, Rashotte, Burgess, & Hecht, 1997). However, the creation of subgroups necessitates the use of a cut score, and the particular cut score that is used to divide the sample and define the group of poor readers often varies between studies, making comparisons across studies difficult. In addition, estimates of predictive relationships will be most representative of readers with average scores within a subgroup, while readers close to the cut-off score will not be well represented.

Predicting word reading

One recent study that addressed the issue of a single cut point among children with varying levels of word reading ability was conducted by de Groot et al. (2015). The researchers examined the predictive relationships of PA and RAN to word reading, using data from a large sample of Dutch children ages 7-14 years. A series of eight different cut-off scores were used to identify children as good, average, or poor readers. These cut-off scores were calculated using standard deviations (SD), and ranged from -2.0 to +2.0 SD (-2.0, -1.7, -1.5, -1.3, +1.3, +1.5, +1.7, +2.0). For example, when applying the -2.0 SD cut-off score, children with scores below -2.0 SD were considered poor, and children with scores above -2.0 SD were considered average. Within each subsample, an effect size was calculated separately for RAN and PA by comparing the mean score for the children in that particular subsample to the mean score for average readers. This was done using a resampling procedure that generated 1000 average-reader samples equal in size to the comparison group, and calculated the average. The researchers found that the effect size for PA was larger when comparing poor and average readers than when comparing good and average readers, for all cut-off scores, but the effect size for RAN remained fairly constant. This decreasing effect size of PA for good readers is consistent with previous research that describes beginning reading as more phonologically based, with phonological skills decreasing in importance as reading performance increases and reading becomes more automatized. However, the static effect for RAN at different word reading ability levels is surprising, as RAN is typically considered to be more related to skilled, automatized reading (Norton & Wolf, 2012). It is possible that the inclusion of additional variables would alter this pattern by further refining the unique contribution of RAN.

Whereas the study by de Groot et al. was able to examine RAN and PA in a series of comparisons at different points in the word reading distribution, their approach nevertheless

Predicting word reading

required the division of a continuously distributed variable into discrete subsamples. The implementation of multiple cut-off scores is an improvement over a single cut-off score, but remains problematic because it conflicts with the common conception of word reading as a continuous and normally distributed measurable skill. In addition, a subsampling approach can reduce the statistical power of an analysis. Here, the very large sample size ($N=1,598$) ensured sufficient power, but in smaller studies dividing the sample could decrease the power below conventionally acceptable levels. A cut-off-based approach therefore is limited in its ability to address the question of whether the importance of word reading predictors varies at different levels of word reading skill.

An analytic approach that is well suited to addressing this question is quantile regression. In a quantile regression analysis, predictor-outcome relationships are estimated at a series of selected points along the distribution of the outcome variable, called quantiles (akin to percentiles). Through the use of a weighting matrix, all data points contribute to the estimation at each quantile, but their specific contributions vary based on the proximity of each data point to the quantile in question (Petscher & Logan, 2014). Relationships are thus estimated without the loss of statistical power that occurs when subgroups are created. The outcome variable is treated as continuous, and the issues associated with the use of a cut-off score are avoided.

Previously, quantile regression has been used in several language- and reading-related studies. Quantile regression was used to analyse twin data (Logan et al., 2012), to test whether the contributions of heritability and shared environmental influences remained stable across the reading ability range. Heritability, for instance, was found to explain differences between poor readers but not good readers. Petscher and Kim (2011) used quantile regression to examine the predictive validity of oral reading fluency for readers with different levels of reading

Predicting word reading

comprehension. Quantile regression was also used to investigate the impact of floor effects on the predictive validity of reading fluency measures (Catts, Petscher, Schatschneider, & Bridges, 2009). They found that floor effects served to lower the predictability of screening measures. In all these instances, quantile regression made it possible to examine the significance of predictive relationships for readers with different levels of reading skill.

The current study used quantile regression to investigate the unique predictive utility of various preschool and kindergarten word reading precursors at different quantiles of first grade word reading. In addition to PA and RAN, the current study included letter knowledge, sentence repetition, vocabulary, and mother's education as predictors. Analyses were conducted separately for preschool and kindergarten predictors.

Method

Participants

The participants were selected from a larger comprehensive longitudinal investigation of reading comprehension (Language and Reading Research Consortium; in press). In that longitudinal study, approximately equal numbers of pre-schoolers (N=105) were selected from research sites in different regions of the country (total N=420). For the present study, we selected 295 children from the longitudinal study who had complete data on word reading in first grade. This included 265 children who had complete data on all preschool measures of interest and 264 children who had complete data on kindergarten measures of interest.

The sample of 295 children included slightly more ___s than ___s (XX% versus XX%) and the majority of children were White/Caucasian. Specifically, XX% of children were White/Caucasian, X% were Black, X% were Asian, and X% were other. About XX% of children were Hispanic. XX percent of families reported speaking primarily English at home; other

Predicting word reading

languages spoken at home included Spanish, Chinese, Amharic, and Vietnamese. XX percent of children resided in two-parent households. Nearly XX% of children had Individual Education Plans (IEPs), and about XX% qualified for free/reduced lunch.

Measures

Phonological Awareness. The Phonological Awareness (PA) subtest from the Test of Preschool Early Literacy (TOPEL; Lonigan, Wagner, Torgesen, & Rashotte, 2007) was used as a measure of phonological awareness. The PA subtest consists of 27 items measuring elision and blending abilities. The first 12 items require children to say a word, then to say what is remaining after deleting specific sounds (elision). For the remaining 15 items, the children are asked to listen to separate sounds and combine them to form a word (blending). Test-retest reliability for this subtest is .83. The internal consistency reliability coefficient (coefficient alpha) calculated in our longitudinal study was .88 for preschool, and .86 for kindergarten.

Letter Knowledge. The Letter Identification subtest from the Woodcock Reading Mastery Test – Revised/Normative Update (WRMT-R/NU; Woodcock, 1998) was used to examine letter knowledge. The subtest measures children’s ability to identify letters of the alphabet presented in isolation in a variety of fonts and styles. The split-half reliability for this measure is .94. The internal consistency reliability coefficient (coefficient alpha) calculated in our longitudinal study was .95 for preschool, and .91 for kindergarten.

Rapid Automatic Naming (RAN). The Rapid Automatic Naming (RAN) subtest of the Clinical Evaluation of Language Fundamentals – 4th edition (CELF-4; Semel, Wiig, & Secord, 2003) was used to examine children’s ability to rapidly name a series of visual stimuli consisting of different coloured shapes. Children’s performance was measured in total time needed to complete each task. The original version of the subtest was given to kindergarten children, while

Predicting word reading

a modified version was created for this study for preschool children to better suit that age group, using images of common animals instead of shapes. Test-retest reliability for this subtest is .87 for ages 6;0-7;11.

Sentence Recall. The Recalling Sentences subtest of the CELF-4 was used to evaluate the ability of the children to listen to spoken sentences of increasing length and complexity and repeat without changing word meanings, inflections, derivations or comparisons, or sentence structure (Semel, Wiig, & Secord, 2003). This subtest was modified from the original version to incorporate preschool-age items into the measure to have one measure for all grades. Items 1 and 2 from the CELF-Preschool-2 Recalling Sentences subtest were included as items 1 and 2 on the modified CELF-4. All other items and order were maintained from CELF-4. The internal consistency reliability coefficient (coefficient alpha) reported in the manual for this subtest was .93 for ages 5;0-5;5, and .92 for ages 5;6-5;11. The internal consistency reliability coefficient (coefficient alpha) calculated in our longitudinal study was .92 for preschool and kindergarten.

Vocabulary. The Peabody Picture Vocabulary Test, Fourth Edition (PPVT-4; Dunn & Dunn, 2007), was used as a measure of receptive vocabulary. The PPVT-4 is a norm-referenced, wide-range instrument that is untimed and individually administered. Children are required to select the picture that best illustrates the meaning of a stimulus word spoken by the examiner. The test-retest reliability for this measure reported in the manual is .94 for ages 5-6. The internal consistency reliability coefficient (coefficient alpha) calculated in our longitudinal study was .96 for preschool, and kindergarten.

Mother's Education. Mother's education was determined using a family background questionnaire that was sent to parents/guardians of children involved in the longitudinal study. The item was stated as, "What is the highest level of education completed by this child's

Predicting word reading

mother/female guardian living in this household?” Respondents were asked to select one of the following: eighth grade or less, some high school but no diploma, high school education with diploma or GED, high school diploma or GED plus technical training certificate, some college but no degree, AA/AS 2 year degree, Bachelor’s degree, Master’s degree, Doctoral degree (e.g. MD, JD, PhD). The responses were scored from 0 – 8. Reliability was not calculable for this measure.

Word Reading. Word reading was assessed by the Word Identification and Word Attack subtests from the WRMT-R/NU (Woodcock, 1998). The Word Identification subtest examines an individual’s ability to identify written words in isolation. The Word Attack subtest measures an individual’s ability to apply phonic and structural analysis skills to unfamiliar words (both nonsense and infrequently used words). The split-half reliability is .98 for Word Identification and .94 for Word Attack for first grade. The internal consistency reliability coefficient (coefficient alpha) calculated in our longitudinal study was .96 for Word Identification and .92 for Word Attack in first grade.

Procedures

In the larger longitudinal study, children completed a comprehensive assessment battery in the latter half of each academic year (January through May). The battery required an average of 5 to 6 hours to complete, and was broken into multiple sessions. For the measures utilized in the present study, all children were assessed individually by trained assessors in quiet locations at their schools, a university laboratory, or other public facility (e.g., library). Assessors were certified for a given measure following completion of an extensive standardized training program that included completion of a written quiz concerning administration and scoring procedures (required 100% correct), and completion of two live administrations that were observed by an

Predicting word reading

experienced assessor (90% accuracy to administration and scoring procedures based on rubrics developed for this purpose).

Data Analysis

Two sets of analyses were conducted. In the first set of analyses, ordinary least squares (OLS) multiple regression was performed to examine the relationship between preschool or kindergarten predictors and first grade word reading. In the second set of analyses, multiple quantile regression was used to examine the same relationships. Quantile regression examines the predictor-outcome relationships at different levels (quantiles) of the outcome variable. In doing so, it addresses the question of whether the strength of the relationship between a particular predictor and word reading depends on the quantile of word reading at which it is examined. All data points are used to estimate the relationships at each quantile by applying a weight matrix: data points closest to a particular quantile are weighted most heavily. This allows the estimation to be performed without the loss of power that would result from dividing the data into subsamples and estimating relationships within each discrete sample. All variables except for Mother's Education were converted to z-scores. Z-scores from the Word Identification and Word Attack subtests were summed and this sum was converted to a z-score. Bivariate correlations between measures were calculated in SPSS. All other analyses were performed using SAS 9.3 software (SAS Institute, Cary, NC) using the QUANTREG and GLM procedures.

Results

Table 1 contains descriptive statistics for the preschool and kindergarten predictors, and Mother's Education. Table 2 shows bivariate correlations between all predictors. Predictors in both kindergarten and preschool show a low to moderate relationship with word reading in first grade.

Predicting word reading

Ordinary Least Squares Regression. Tables 3 and 4 display the results of OLS multiple regression for preschool and kindergarten predictors, respectively. In the preschool multiple regression, letter knowledge, RAN, and sentence recall were the significant predictors of word reading. In the kindergarten multiple regression, letter knowledge, RAN, sentence recall, and PA were significant predictors of word reading.

Quantile Regression. The above OLS predictions are estimates of the predictive nature of the specified variables for the child with the average level of word reading. A critical innovation of this study was the investigation of whether these relationships differ depending on children's word reading ability. To do this, we used quantile regression analysis: this technique enabled us to examine how each predictor was related to word reading individually at different quantiles, and how predictors were uniquely related to word reading while controlling for the influences of each of the other predictors. We chose to estimate the relationships between variables at five points in the distribution of word reading (.1, .25, .5, .75, and .9). This number of points was selected to provide an overall representation of how the functional relationship changes along the distribution of word reading. It is important to note that the results of the reported quantiles would not vary if additional points were selected; these estimates are representative only of the point described, and not of a group of surrounding points (Peterscher & Logan, 2013).

The results of the individual quantile regression analyses are presented in Figures 1 and 2. In these figures, the x-axis represents each selected quantile of word reading and the y-axis represents the strength of the relationship between the predictor and word reading. Because scores were standardized, the coefficients can be interpreted like correlations (ranging from -1 to +1, with 0 indicating no relationship). For example, in Figure 1, the first graph represents the estimates relating word reading with PA. At the low end of word reading (.1 quantile), the

Predicting word reading

relationship between word reading and PA is .50. This means that two children at the .1 quantile in word reading who differ by 1 standard deviation in PA are predicted to differ by .50 standard deviations in word reading. At the higher end of word reading, the .9 quantile, the relationship is weaker: estimate equals .31. The results for sentence recall follow a similar pattern, where the relationship tends to be higher at lower quantiles. Letter knowledge and vocabulary show a flatter profile across quantiles, while RAN tends to increase at the higher quantiles. Mother's education shows no significant effect at the lower quantiles (confidence interval includes zero) and a very small effect at the higher quantiles. Figure 2 displays the results for the kindergarten predictors. The coefficients for PA and letter knowledge tend to be higher at the lower quantiles than at the upper quantiles. Sentence recall, vocabulary, and RAN show flatter profiles with little change across quantiles. Mother's education is once again not significant at the lower quantiles and has a very small effect at the higher quantiles.

Figures 3 and 4 can be read the same as Figures 1 and 2 except that in the former case each coefficient represents the unique relationship after controlling for the other variables (partial effects). For the preschool multiple quantile regression (Figure 3), only two predictors were significantly related to word reading: letter knowledge and RAN. Both of the measures were uniquely related to word reading at one or more quantiles. Letter knowledge was significant at all quantiles except the highest. RAN, on the other hand, was only significant at higher quantiles. For the kindergarten multiple quantile regression (Figure 4), more predictors were uniquely related to word reading than in preschool. PA and letter knowledge were generally the best predictors across quantiles, although PA was not significant at the .1 quantile and letter knowledge was not significant at the .5 quantile. Sentence recall was a significant unique predictor at the .1 and .25 quantiles. As in preschool, RAN was only a significant unique

Predicting word reading

predictor at the higher quantiles. Mother's education was a significant unique predictor at the two highest quantiles.

Discussion

Previous research has documented many well-established relationships between pre-reading skills measured in preschool/kindergarten and word reading ability in the early school grades. What is not as well understood is the extent to which these relationships apply to readers across the distribution, and in particular to poor readers. A cut-off score or series of cut-off scores is often used to create and compare subgroups of good and poor readers, but this approach does not account for the continuous nature of word reading ability, and can suffer from a loss of power. The current study introduced quantile regression to avoid the drawbacks of a cut-off-based approach. Using quantile regression, the significance of relationships between predictors in preschool/kindergarten and first grade word reading was examined at a number of different points along the distribution of word reading ability.

We began our analyses using OLS multiple regression, which has often been used to examine the predictors of reading performance. The results of this analysis were consistent with the findings of previous investigations in identifying a number of unique predictors of word reading ability. We found that letter knowledge, sentence recall, and RAN in preschool, and letter knowledge, PA, sentence recall, and RAN in kindergarten, were significant unique predictors of word reading in first grade. We did not find, however, that vocabulary or mother's education contributed uniquely to the prediction of first grade word reading.

Our quantile multiple regression analysis identified a similar set of unique predictors, for the most part. However, quantile multiple regression demonstrated that the significance of these

Predicting word reading

predictors varied across grades and levels of word reading. Most noteworthy was the relationship between word reading and RAN, where RAN was not a significant unique predictor of word reading at the lower quantiles, but was significant at the middle and higher quantiles. A similar pattern was found in both preschool and kindergarten. Unlike what was found for RAN, letter knowledge was generally a better predictor for poor and average readers than for good readers, especially when measured in preschool. Sentence recall was somewhat similar to letter knowledge in that it was significant at the lower quantiles, but only when measured in kindergarten. Finally, PA had a consistent relationship with word reading across quantiles in kindergarten but did not have a significant unique relationship with word reading when measured in preschool.

As noted above, letter knowledge was found to be a significant predictor especially for poor and average readers. Letter knowledge in preschool is typically considered to be a reflection of general print knowledge and/or early literacy experience (Kirby, Parilla, & Pfeiffer, 2003). Therefore, our results might be interpreted to indicate that early print knowledge and literacy experience may explain more of the subsequent individual differences among poor and average readers than among the best readers. The opposite pattern was found for RAN, such that RAN was a better unique predictor for good than for poor word readers. RAN can be considered a measure of the integration or automaticity of reading skill (Norton & Wolf, 2012). The significance of RAN for better readers could reflect the importance of automaticity for readers with a higher level of reading proficiency. Poor and average readers, in contrast, may not benefit as much from a higher level of automaticity.

Our results concerning RAN were different from the findings of de Groot et al. (2015), who reported that RAN was equally related to word reading across the distribution. There are

Predicting word reading

several possible reasons for this disagreement. First, the outcome measure used in our study was word reading accuracy, while de Groot et al. used word reading fluency. RAN may well have a more stable contribution to fluency across ability levels, while accuracy may owe less to RAN at lower ability levels. Second, the children in de Groot et al. were older than the children in our study. More experienced readers are likely to read in a more automatized way, while our subjects were younger and less experienced and thus perhaps less affected by variations in RAN.

Sentence recall was found to have a small but significant unique relationship with word reading at the low end of the distribution when measured in kindergarten. In other words, individual differences on this measure in kindergarten accounted for unique variation among poor readers in first grade. Sentence recall is a complex measure involving both phonological memory and grammatical ability. Thus it is difficult in this study to determine what aspect of this measure might allow it to differentiate among poor readers in first grade.

PA was a significant unique predictor across most quantiles when measured in kindergarten but was not a significant unique predictor in preschool. The lack of unique prediction for PA and sentence recall in preschool may be the result of greater collinearity in our preschool predictors than kindergarten predictors. Indeed there were larger bivariate correlations between measures in preschool than in kindergarten (see Table 2). Others have also found that early pre-reading skills may be more closely related to each other at the beginning of reading development, and show differentiation as reading skill progresses (Lervag, Braten, & Hulme, 2009).

In conclusion, quantile regression analyses served to identify factors that were related to word reading and demonstrated how their relationships changed across the distribution. These results suggest that this technique might prove useful in the investigation of other aspects of

Predicting word reading

reading achievement, especially in the study of poor readers. Our results further have implications for early identification and intervention of reading disabilities. They reinforce the usefulness of measures such as letter knowledge, phonological awareness, and sentence repetition in the early identification of children at risk for reading disabilities. Our results also suggest that measures of rapid naming may add little unique information in differentiating between children who subsequently read in the below average range. As such, these measures may not be helpful in identifying children whose performance falls on one side or the other of a cut-score for reading disability. Our findings also add to the large body of research indicating that early literacy experience and activities that highlight the sounds in words can promote reading ability in children who are at-risk for reading disabilities.

Acknowledgments, grant sources

References

- Catts, H. C., Petscher, Y., Schatschneider, C., Sittner Bridges, M., & Mendoza, K. (2009). Floor effects associated with universal screening and their impact on the early identification of reading disabilities. *Journal of Learning Disabilities, 42*, 2, 163-176.
- de Groot, B. J. A., van den Bos, K. P., Minnaert, A. E. M. G., & van der Meulen, B. F. (2015). Phonological processing and word reading in typically developed and reading disabled children: Severity matters. *Scientific Studies of Reading, 19*, 2, 166-181.
- Dunn, L. M., & Dunn, D. M. (2007). Peabody Picture Vocabulary Test-Fourth Edition. MN: Pearson Assessment.
- Katzir, T., Kim, Y., Wolf, M., Kennedy, B., & Morris, R. (2006). The relationship of spelling recognition, RAN, and phonological awareness to reading skills in older poor readers and younger reading-matched controls. *Reading and Writing, 19*, 845-872.
- Kirby, J. R., Desrochers, A., Roth, L., & Lai, S. S. V. (2008). Longitudinal predictors of word reading development. *Canadian Psychology, 49*, 2, 103-110.
- Kirby, J. R., Parrila, R. K., & Pfeiffer, S. L. (2003). Naming speed and phonological awareness as predictors of reading development. *Journal of Educational Psychology, 95*, 3, 453-464.

Predicting word reading

Language and Reading Research Consortium. (in press). The dimensionality of language in young children. *Child Development*.

Logan, J. A. R., Petrill, S. A., Hart, S. A., Schatschneider, C., Thompson, L. A., Deater-Deckard, K., DeThorne, L., S., Bartlett, C. (2012). Heritability across the distribution: An application of quantile regression. *Behavioral Genetics, 42*, 2, 256-267.

Lonigan, C. J., Wagner, R. K., Torgesen, J. K., & Rashotte, C.A. (2007). Test of preschool early literacy. Austin, TX: ProEd.

Norton, E. S., & Wolf, M. (2012). Rapid automatized naming (RAN) and reading fluency: Implications for understanding and treatment of reading disabilities. *Annual Review of Psychology, 63*, 427-52.

Petscher, Y., & Logan, J. A. R. (2014). Quantile regression in the study of developmental sciences. *Child Development, 85*, 3, 861-881.

Petscher, Y. & Kim, Y.-S. (2011). The utility and accuracy of oral reading fluency score types in predicting reading comprehension. *Journal of School Psychology, 49*, 1, 107-129.

Scarborough, H. S. (1998). Predicting the future achievement of second graders with reading disabilities: Contributions of phonemic awareness, verbal memory, rapid naming and IQ. *Annals of Dyslexia, 48*, 115-136.

Schatschneider, C., Fletcher, J. M, Francis, D. J., Carlson, C. D., & Foorman, B. R. (2004). Kindergarten prediction of reading skills: A longitudinal comparative analysis. *Journal of Educational Psychology, 96*, 2, 265-282.

Predicting word reading

Semel, E., Wiig, E. H., & Secord, W. A. (2003). *Clinical Evaluation of Language Fundamentals – Fourth Edition; Examiner’s Manual and Stimulus Book 1*. Bloomington, MN: Pearson, Inc.

Torgesen, J. K., Wagner, R. K., Rashotte, C. A., Burgess, S., & Hecht, S. (1997). Contributions of phonological awareness and rapid automatic naming ability to the growth of word-reading skills in second- to fifth-grade children. *Scientific Studies of Reading, 1*, 161-185.

Woodcock, R. W. (1998). *Woodcock Reading Mastery Tests – Revised/Normative Update*. Circle Pines, MN: American Guidance Service/Pearson Assessments

Table 1. Descriptive Statistics for Raw Variables

	Min	Max	Mean (SD)	Skewness (SE)	Kurtosis (SE)
<i>Preschool Predictors</i>					
Letter Knowledge	0	40	24.31 (9.34)	-1.01 (0.15)	0.07 (0.30)
PA	3	27	19.21 (5.31)	-0.69 (0.15)	0.24 (0.30)
Sentence Recall	0	74	34.22 (14.20)	0.00 (0.15)	-0.33 (0.30)
Vocabulary	24	142	96.49 (18.11)	-0.60 (0.15)	1.13 (0.30)
RAN	25	197	83.92 (30.93)	1.01 (0.15)	1.07 (0.30)
<i>Kindergarten Predictors</i>					
Letter Knowledge	0	42	34.22 (4.83)	-3.52 (0.15)	18.52 (0.25)
PA	12	27	25.34 (2.42)	-2.53 (0.15)	5.68 (0.25)
Sentence Recall	1	85	44.68 (15.04)	-0.18 (0.15)	-0.09 (0.26)
Vocabulary	60	162	115.39 (16.32)	-0.49 (0.15)	0.45 (0.26)
RAN	50	329	108.08 (38.49)	1.86 (0.15)	5.44 (0.18)
Mother's Education	0	8	5.33 (1.60)	-0.62 (0.14)	0.02 (0.28)

PA = phonological awareness; RAN = rapid automatized naming

Table 2. Bivariate Correlations Between All Predictors

<i>Preschool Predictors</i>							
	First Grade Word Reading	Letter Knowledge	PA	Sentence Recall	Vocabulary	RAN	Mother's Education
First Grade Word Reading		.512**	.401**	.358**	.223**	-.372**	.190**
Letter Knowledge			.517**	.365**	.281**	-.407**	.232**
PA				.573**	.454**	-.310**	.299**
Sentence Recall					.589**	-.311**	.345**
Vocabulary						-.255**	.292**
RAN							-.113
Mother's Education							
<i>Kindergarten Predictors</i>							
	First Grade Word Reading	Letter Knowledge	PA	Sentence Recall	Vocabulary	RAN	Mother's Education
First Grade Word Reading		.387**	.494**	.384**	.263**	-.324**	.227**
Letter Knowledge			.287**	.195**	.169**	-.240**	.088
PA				.431**	.337**	-.153*	.259**
Sentence Recall					.576**	-.259**	.386**
Vocabulary						-.195**	.249**
RAN							-.043
Mother's Education							

** . Correlation is significant at the 0.01 level (2-tailed).

* . Correlation is significant at the 0.05 level (2-tailed).

PA = phonological awareness; RAN = rapid automatized naming

Table 3. Slope Values from Multiple Regression for Preschool Predictors

Variable	Estimate	Standard Error	<i>p</i>-value
Intercept	-0.08	0.18	0.656
PA	0.10	0.07	0.128
Letter Knowledge	0.35	0.06	<.0001
Sentence Recall	0.14	0.07	0.046
Vocabulary	-0.06	0.07	0.382
Mother's Education	0.02	0.03	0.629
RAN	-0.18	0.06	0.005

PA = phonological awareness; RAN = rapid automatized naming

Table 4. Slope Values from Multiple Regression for Kindergarten Predictors

Variable	Estimate	Standard Error	<i>p</i>-value
Intercept	-0.09	0.18	0.608
PA	0.34	0.06	<.0001
Letter Knowledge	0.20	0.05	<.0001
Sentence Recall	0.12	0.06	0.047
Vocabulary	-0.02	0.06	0.785
Mother's Education	0.04	0.03	0.226
RAN	-0.16	0.04	<.0001

PA = phonological awareness; RAN = rapid automatized naming

Figure 1. Single Quantile Regression Results for Preschool Predictors

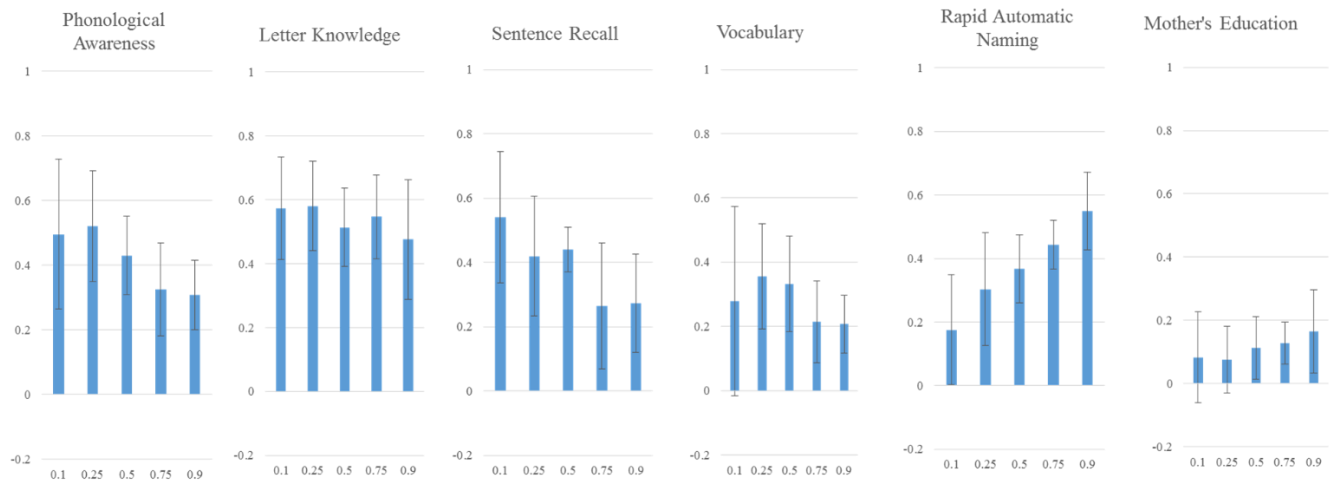


Figure 2. Single Quantile Regression Results for Kindergarten Predictors

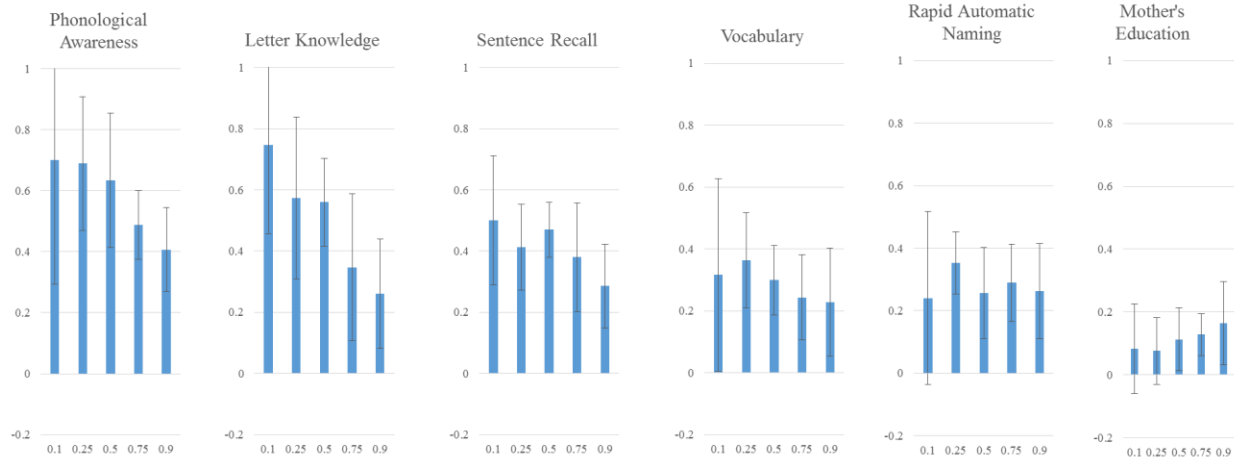


Figure 3. Multiple Quantile Regression Results for Preschool Predictors

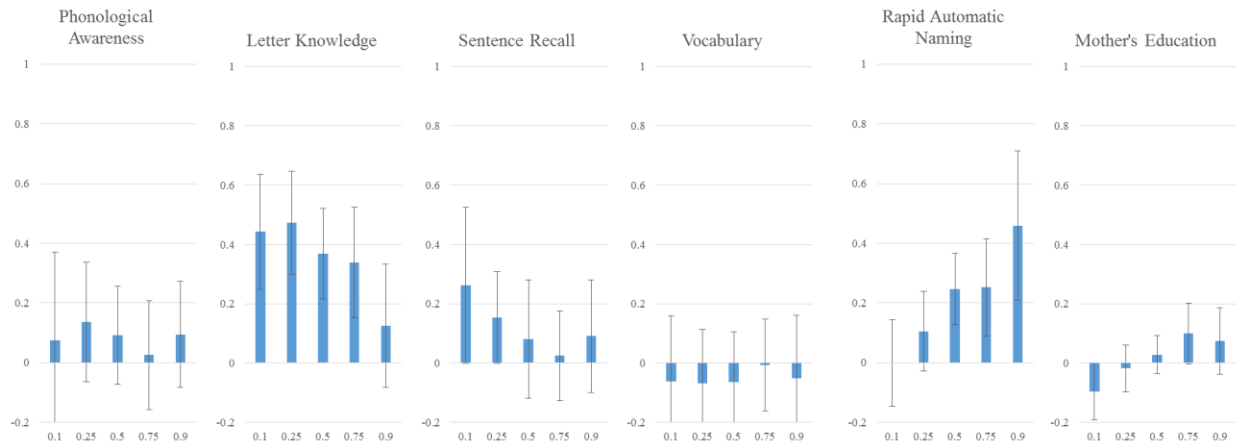


Figure 4. Multiple Quantile Regression Results for Kindergarten Predictors

