


ChemComm

Accepted Manuscript



This article can be cited before page numbers have been issued, to do this please use: D. García, L. Rodríguez, M. A. Herranz, D. Peña, E. Guitian, S. Bailey, Q. Al-Galiby, M. Noori, C. Lambert, D. Perez and N. Martin, *Chem. Commun.*, 2016, DOI: 10.1039/C5CC10462A.



This is an *Accepted Manuscript*, which has been through the Royal Society of Chemistry peer review process and has been accepted for publication.

Accepted Manuscripts are published online shortly after acceptance, before technical editing, formatting and proof reading. Using this free service, authors can make their results available to the community, in citable form, before we publish the edited article. We will replace this *Accepted Manuscript* with the edited and formatted *Advance Article* as soon as it is available.

You can find more information about *Accepted Manuscripts* in the [Information for Authors](#).

Please note that technical editing may introduce minor changes to the text and/or graphics, which may alter content. The journal's standard [Terms & Conditions](#) and the [Ethical guidelines](#) still apply. In no event shall the Royal Society of Chemistry be held responsible for any errors or omissions in this *Accepted Manuscript* or any consequences arising from the use of any information it contains.



COMMUNICATION

A C₆₀-aryne building block: Synthesis of a hybrid all-carbon nanostructure

Received 00th January 20xx,
Accepted 00th January 20xx

D. García,^a L. Rodríguez-Pérez,^b M. A. Herranz,^b D. Peña,^a E. Guitián,^a S. Bailey,^c Q. Al-Galiby,^{c,d} M. Noori,^c C. Lambert,^c D. Pérez^{*a} and N. Martín^{*b,e}

DOI: 10.1039/x0xx00000x

www.rsc.org/

The synthesis of a [60]fullerene-benzynes building block and its further chemical cycloaddition reaction with graphene has resulted in a new all-carbon hybrid material which has been characterized by TGA, FTIR and Raman spectroscopies, XPS as well as AFM and TEM. Based on computational studies, the formation of both [2+2] and [4+2] cycloadducts on the graphene surface is feasible.

Arynes constitute a family of elusive intermediates whose existence was proposed over a century ago.¹ However, it was not until 1953 when the first experimental evidence of the intermediacy of the parent benzyne in a chemical reaction was reported.² Since then, a wide variety of synthetic methods on the generation of benzyne as well as its use in the construction of sophisticated chemical structures have been reported.³ Intensive work has been carried out to prepare a comprehensive family of polycyclic aromatic hydrocarbons using benzyne and its derivatives.⁴ Nevertheless, the chemical structure of arynes is still a matter of controversy and their structural characterization is an open question since, under certain conditions, a cumulene versus acetylene character has been proposed.⁵ In this regard, the on-surface generation and imaging of arynes by atomic force microscopy has recently been reported.⁶

The [2+2] cycloaddition reaction of the highly reactive intermediate benzyne with [60]fullerene was firstly reported in 1992 affording, in addition to the expected monoadduct, the formation of bis, tris and tetraadducts.⁷ Soon afterwards, the monocrystals obtained from the monoadduct formed in the reaction of 4,5-dimethoxybenzyne with C₆₀ allowed determining that the cycloaddition process takes place at the

(6,6) double bond of the fullerene sphere.⁸ Furthermore, it has also been reported the formation of an open cage (5,6) monoadduct stemming from the rearrangement of the previously formed closed cage (6,6) isomer.⁹ Interestingly, the reaction of arynes with endohedral metallofullerenes has afforded both (5,6) and (6,6) cycloadducts.¹⁰

The benzyne cycloaddition to other carbon nanostructures such as single wall carbon nanotubes (SWCNT)¹¹ and carbon nanohorns¹² has also been investigated considering *in situ* generated benzyne, under classical conditions or by using microwave irradiation. Furthermore, different *o*-(trimethylsilyl) phenyl triflates have been reacted with multi-layered graphene sheets¹³ or using graphene-coated Cu foils¹⁴ under aryne-forming conditions. On both graphenic surfaces the cycloaddition occurred under mild conditions and provided stable materials with a good degree of functionalization.

In this communication we report on the synthesis of an unprecedented C₆₀-aryne precursor and its use for the construction of a novel fullerene-graphene nanostructure. As an adequate precursor of such a C₆₀-aryne species we envisioned an *o*-(trimethylsilyl)aryl triflate covalently linked to the fullerene sphere, which could be synthesized by means of a [2+2] cycloaddition between [60]fullerene and 2,5-bis(trimethylsilyl)-1,4-phenylene bis(triflate) **1**. A similar approach, based on the controlled generation of only one of the two possible aryne functionalities from the 1,4-benzodiyne precursor **1**, followed by reaction with an adequate partner, has been previously developed by some of us for the synthesis of other complex polycyclic aryne precursors.¹⁵ The reaction of the novel C₆₀-aryne building block with graphene should afford in a straightforward manner a new covalent all-carbon hybrid which combines two close relatives of the nanocarbon family such as [60]fullerene and graphene.¹⁶

Bistriflate **1**¹⁷ was prepared in two synthetic steps from hydroquinone. Reaction of bistriflate **1** with C₆₀, carried out under stoichiometric control in order to get the intermediate monoaryne, resulted in the formation of the fullerene monoadduct **2** (Scheme 1). Thus, a solution of **1** and C₆₀ in chlorobenzene was treated with anhydrous TBAF (1.0 equiv,

^a Centro de Investigación en Química Biológica e Materiais Moleculares (CIQUS) and Departamento de Química Orgánica, Universidade de Santiago de Compostela, Santiago de Compostela 15782 Spain. E-mail: dolores.perez@usc.es

^b Departamento de Química Orgánica I, Facultad de Química, Universidad Complutense de Madrid, Avda. Complutense s/n, 28040 Madrid, Spain. E-mail: nazmar@ucm.es

^c Physics Department, Lancaster University, LA1 4YB Lancaster, United Kingdom

^d Physics Department, College of Education, Al-Qadisiyah University, IRAQ

^e IMDEA-Nanociencia, c/Faraday 9, Campus Cantoblanco, 28049 Madrid, Spain

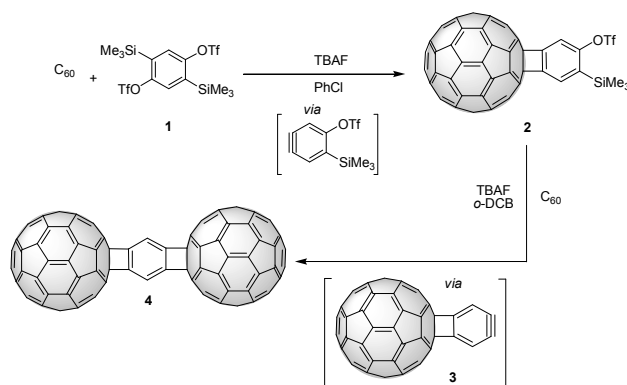
† Electronic Supplementary Information (ESI) available: See DOI: 10.1039/x0xx00000x

COMMUNICATION

Journal Name

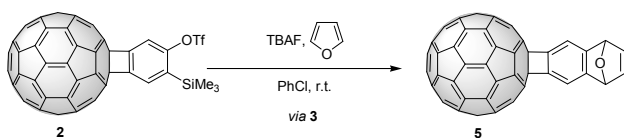
1M in CH₃CN). After purification by column chromatography, monoadduct 2 was isolated in a 21% yield. This cycloadduct was fully characterized (see ESI for details, Figs. S2 and S3), showing the expected aromatic protons at 8.1 and 7.9 ppm in the ¹H-NMR spectrum as well as the typical singlet (9H) of the TMS group which appears at 0.6 ppm. This new fullerene derivative (2), an aryne precursor endowed with a [60]fullerene moiety, is an appealing new building block (*fullerobenzynes*, 3) for materials science that could provide access to new molecules and materials by subsequent chemical reactions with a large variety of dienes.

In a first attempt, the *o*-(trimethylsilyl)aryl triflate 2 was reacted with [60]fullerene and resulted in the formation of fullerene dumbbell 4, although the low solubility of this compound as well as the competitive processes leading to multiadducts formation resulted in a low yield (see ESI for details, Figs. S5-S7). It is worth mentioning that in the absence of C₆₀ or any other diene, *fullerobenzynes* 3 reacts with itself and the TBAF, providing a complex mixture of compounds based on mass spectrometry (see ESI for details, Fig. S4).



Scheme 1 Synthesis of monoadduct 2 and fullerene dumbbell 4, via *fullerobenzynes* 3.

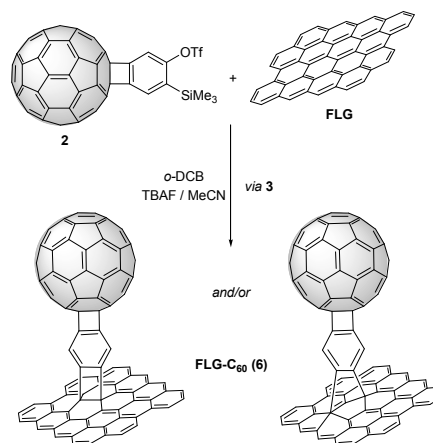
The efficiency of triflate 2 as precursor of the novel *fullerobenzynes* 3 was further proved through a trapping experiment with furan, a system without the problem of regioselectivity of C₆₀. Thus, treatment of 2 with anhydrous TBAF in chlorobenzene using furan as cosolvent, successfully afforded the Diels-Alder adduct 5 in 43% yield (Scheme 2, see ESI for details, Fig. S8).



Scheme 2 Trapping of *fullerobenzynes* 3 with furan.

Next, we decided to investigate the functionalization of pristine graphene with *fullerobenzynes* 3 to obtain hybrid all-carbon nanostructures. Prior to reaction, the pristine graphene material was obtained through exfoliation from graphite in *o*-DCB under inert atmosphere following Coleman's procedure toward few-layered graphene (FLG) suspensions with a high

degree of purity (Fig. S1).¹⁸ The cycloaddition reaction of FLG with *fullerobenzynes* was carried out preparing a solution of anhydrous TBAF in dry acetonitrile that was slowly added dropwise to a solution of monoadduct 2 and FLG in dry *o*-DCB (see ESI for details). The solution was stirred vigorously for 12 h at 40 °C, the solvents removed by filtration and the residue purified by subsequent washing to yield nanoconjugates 6 (Scheme 3) that were fully characterized by using a variety of techniques, namely thermogravimetric analysis (TGA), FTIR, Raman, X-ray photoelectron spectroscopy (XPS), atomic force microscopy (AFM) and transmission electron microscopy (TEM).



Scheme 3 Cycloaddition reaction of *fullerobenzynes* 3 and FLG.

A first hint on the covalent attachment of *fullerobenzynes* 3 to FLG was obtained from TGA under inert atmosphere (Fig. S9). The FLG-C₆₀ nanoconjugates 6 present a 28% weight loss, which should correspond to the organic moieties attached on the FLG surface. The organic precursor 2 was also analysed and presents two weight loss contributions and a skeleton remaining intact that could be attributed to the C₆₀ itself.

Additional confirmation of the cycloaddition reaction taking place on FLG was obtained by FTIR and Raman spectroscopies. In the FTIR spectrum of FLG-C₆₀ (6) are clearly observed the skeletal in-plane vibrations of graphene at 1581 cm⁻¹ as well as some vibrational peaks at 2927 and 2854 cm⁻¹ that could be due to defects on the structure. Furthermore, the characteristic vibrational peaks of pristine C₆₀ are observed at 1455, 1125 and 525 cm⁻¹. These peaks were also present in the precursor 2 with slight shifts (Fig. 1).

The Raman spectrum of FLG excited at 532 nm presents three characteristic bands, the D, G and 2D bands centered around 1340, 1565, and 2678 cm⁻¹, respectively. Upon formation of the FLG-C₆₀ nanoconjugates 6, the intensity on the D band increases due to the rehybridization of the carbon atoms from sp² to sp³ (Fig. S10). Thus, the I_D/I_G ratio growth from 0.17 for FLG to 0.29 for FLG-C₆₀ indicating the covalent anchoring of the [60]fullerene moiety in agreement with the previously mentioned TGA weight loss. In addition, the very sensitive to doping effects G band appears ~ 4 cm⁻¹ upshifted for the FLG-C₆₀ sample when compared to FLG, which suggests a possible

electronic interaction between FLG and the electron-acceptor C₆₀.

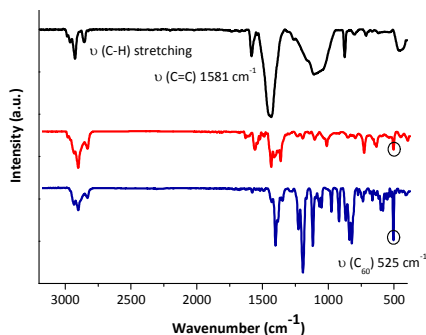


Fig. 1 FTIR spectra of FLG (black), FLG-C₆₀ 6 (red) and 2 (blue).

The FLG-C₆₀ nanoconjugates 6 were further studied by XPS spectroscopy. The XPS survey spectrum of 6 shows carbon (C 1s) as the main element and an oxygen (O 1s) contribution of a 13%, as in the case of the starting FLG, indicating that no extra oxygen atoms were anchored to the graphene surface during the reaction with fullerobenzene (Fig. S11). The high-resolution C 1s core-level spectrum of FLG was composed of the four expected components: photoelectrons emitted from sp² carbon atoms, sp³ carbon atoms, oxidized carbon atoms in the C-O bonds and the π-π* shake up structure of graphene sheets, respectively (Fig. S12). In the case of FLG-C₆₀ nanoconjugates 6, although the contribution from the sp³/sp² carbon atoms has a similar relative intensity to that of FLG, two new contributions that could be assigned to C 1s shake-up satellite peaks of C₆₀ are observed (Fig. 2).^{19,20}

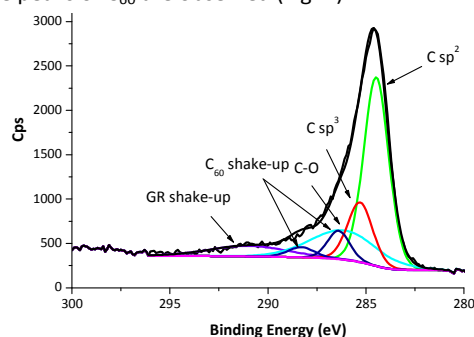


Fig. 2 C1s XPS spectrum of the functionalized FLG-C₆₀.

As a further evidence, AFM analysis allowed us to measure the height of the FLG-C₆₀ nanoconjugates, being in the range of 3.0-3.4 nm (Fig. S13). Comparison of this value with the thickness of FLG flakes similarly prepared (0.8-1.0 nm, Fig. S14) shows an increase of about 2.3-2.6 nm, which is roughly twice the calculated height of the fullerobenzene moiety attached to the graphene surface (1.27 nm, see computational details in the ESI). This result suggests the possibility of covalent functionalization on both sides of FLG,²¹ and proves that oligomerization of the addend, while likely present, is not significant. In addition, the TEM images obtained for the FLG-C₆₀ nanoconjugates 6 were compared with the starting pristine FLG material (Fig. 3). Interestingly, the TEM micrographs of 6 present small round shape forms with a diameter around 1 nm

(between 0.9-1.2 nm) that were not previously present in pristine FLG.




Fig. 3 TEM images of pristine FLG (a) and FLG-C₆₀ nanoconjugates 6 (b). Although the cycloaddition reaction between fullerobenzene and graphene occurs efficiently, two possible adducts, the [2+2] and [4+2] cycloadducts could be formed. In order to shed light on this aspect, we applied ab initio computational methods based on the SIESTA²² implementation of density functional theory employing van der Waals density functionals to study the energetics of the cycloaddition of benzyne and fullerobenzene to FLG (see computational section in the SI for details). To carry out the calculations, the reactive site of the benzyne moiety was placed in proximity to the FLG in positions on and between the [2+2] and [4+2] cycloadduct sites and allowed to relax to locate the most stable configuration. The two modelled systems are shown in Fig. 4. On the left side, Fig. 4(a), the FLG-benzyne and, in Fig. 4(b) the FLG-fullerobenzene. The two systems were selected to see if similar connectivity trends can be seen to persist between the two cases.

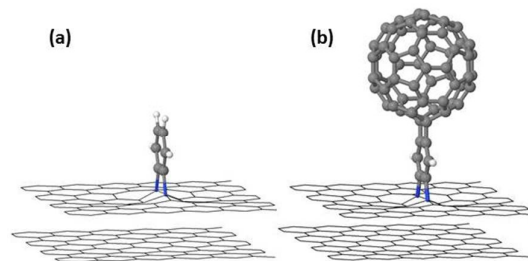


Fig. 4 The modelled FLG-benzyne is shown in (a) and the modelled FLG-fullerobenzene in (b). In both cases the relaxed configuration for the [4+2] cycloadduct is shown on an FLG modelled as an AB stacked bilayer.

Table 1 gives the binding energies and bond lengths for the relaxed stable configurations of the [2+2] and [4+2] geometries. The binding energies, shown in this data set by values greater than zero, are all exothermic. Calculations reveal the most stable configuration to be the [4+2] cycloadduct for both systems studied which can be explained by noting that the perpendicular separation of the benzyl moiety from the graphene surface is 1.45 Å (C-C bond length 1.59 Å) compared to a separation of 1.55 Å for the [2+2] cycloadduct (Figs. S15 and S16). However, the [4+2] cycloadduct is located within a very steep and narrow energy minima and small deviations away from this point result in the energy slowly converging towards the secondary minima located at the position of the [2+2] cycloadduct (Fig. S17). The difference in total energy between the two minima is 2.04 eV and the energy barrier to move from the minima at [2+2] to that at [4+2] cycloadduct positions is approximately 0.1 eV. By

modelling a step edge on the upper graphene sheet and locating the benzyne moiety in the region of the step edge (see Fig. S18 and Table S2), it is found that the value of E^B [2+2] increases (*i. e.* 4.06 eV when located to 2.5 Å from the step edge) and the value of E^B [4+2] decreases (*i. e.* 5.15 eV when located to 2.5 Å from the step edge) from the values found for locations on the basal plane (infinite plane of graphene with no step edge).

Table 1 Binding energies, E^B (eV), and bond lengths, d (Å), for the exothermic cycloaddition reaction of FLG and benzyne derivatives.

System	E^B [2+2]	E^B [4+2]	d [2+2]	d [4+2]
FLG-benzyne	3.63	5.67	1.55	1.59
FLG-fullerobenzyne	3.62	5.65	1.55	1.59

Regardless of the covalent connectivity between the C_{60} units and the graphene layer, it is important to note that, to the best of our knowledge, that this is a rather unique case in which the fullerene balls are linked to the graphene in a rigid manner involving two covalent bonds, which provides a regular and homogeneous distance between them.

In summary, we have carried out the synthesis of a new building block (**2**) that allows to access an elusive aryne endowed with a [60]fullerene unit (*fullerobenzyne*). The fullerene monoadduct **2**, easily obtained from 2,5-bis(trimethylsilyl)phenyl 1,4-bis(triflate), resulted to be an adequate precursor of the novel aryne **3**, that efficiently reacts with furan, C_{60} and graphene. The new FLG- C_{60} nanoconjugates **6** have been fully characterized by using a variety of techniques (TGA, FTIR, Raman, XPS, AFM and TEM). All of them nicely support the formation of the new carbon hybrids and reveal the efficiency of the cycloaddition over FLG. Theoretical calculations demonstrate the [4+2] cycloadducts to be the more stable configuration to be formed, although the formation of the [2+2] products cannot be ruled out based on the small difference in energy, which is in accordance with previous theoretical investigations.²³ Based on the remarkable higher reactivity of the fullerene units compared with the graphene layer, work is currently in progress to determine the chemical reactivity and selectivity of the new carbon-based nanoconjugates and their properties as new materials for practical purposes.

Financial support from the European Research Council (ERC-320441-Chiralcarbon), the European Commission (EC) FP7 ITN "MOLESCO" Project No. 606728 and FP7 ICT-2013-FET "PAMS" Project No. 610446, the Ministerio de Economía y Competitividad (MINECO) of Spain (Projects CTQ2013-44142-P, MAT2013-46593-C6-6-P, CTQ2014-52045-R and CTQ2015-71936-REDT), the CAM (PHOTOCARBON project S2013/MIT-2841) and FEDER is acknowledged. N. M. thanks the Alexander von Humboldt Foundation. The authors thank Laura Acevedo for the AFM measurements.

Notes and references

- (a) R. Stoerme and B. Kahlert, *Ber. Dtsch. Chem. Ges.*, 1902, **35**, 1633; (b) H. H. Wenk, M. Winkler and W. Sander, *Angew. Chem. Int. Ed.*, 2003, **42**, 502.
- J. D. Roberts, H. E. Simmons, L. A. Carlsmith and C. W. Vaughan, *J. Am. Chem. Soc.*, 1953, **75**, 3290.

- (a) P. M. Tadross and B. M. A. Stoltz, *Chem. Rev.*, 2012, **112**, 3550; (b) H. Pellissier and M. Santelli, *Tetrahedron*, 2003, **59**, 701; (c) R. Sanz, *Org. Prep. Proced. Int.*, 2008, **40**, 215; (d) C. Wentrup, *Aust. J. Chem.*, 2010, **63**, 979; (e) A. Bhunia, S. R. Yetra and A. T. Biju, *Chem. Soc. Rev.*, 2012, **41**, 3140; (f) C. M. Gampe and E. M. Carreira, *Angew. Chem. Int. Ed.*, 2012, **51**, 3766.
- D. Pérez, D. Peña and E. Guitián, *Eur. J. Org. Chem.*, 2013, **2013**, 5981.
- (a) R. Warmuth, *Angew. Chem. Int. Ed.*, 1997, **36**, 1347; (b) H. Jiao, P. V. R. Schleyer, R. Warmuth, K. N. Houk and B. R. Beno, *Angew. Chem. Int. Ed.*, 1997, **36**, 2761.
- N. Pavlicek, B. Schuler, S. Collazos, N. Moll, D. Pérez, E. Guitián, G. Meyer, D. Peña and L. Gross, *Nat. Chem.*, 2015, **7**, 623.
- (a) S. H. Hoke II, J. Molstad, D. Dilettato, M. J. Jay, D. Carlson, B. Kahr and R. G. Cooks, *J. Org. Chem.*, 1992, **57**, 5069; (b) M. Tsuda, T. Ishida, T. Nogami, S. Kurono and M. Ohashi, *Chem. Lett.*, 1992, **21**, 2333.
- T. Ishida, K. Shinozuka, S. Sasaki and M. Iyoda, *Chem. Lett.*, 1995, **24**, 317.
- K. Gyoungsik, L. K. Cheol, K. Jonggi, L. Junho, L. S. Myeon, L. J. Chul, S. J. Hwa, C. W. Youl and Y. Changduk, *Tetrahedron*, 2013, **69**, 7354.
- (a) F. F. Li, J. L. Pinzón, Q. Brandon, B. Q. Mercado, M. Marilyn, M. M. Olmstead, A. L. Balch and L. Echegoyen, *J. Am. Chem. Soc.*, 2011, **133**, 1563; (b) X. Lu, H. Nikawa, T. Tsuchiya, T. Akasaka, M. Toki, H. Sawa, N. Mizorogi and S. Nagase, *Angew. Chem. Int. Ed.*, 2010, **49**, 594.
- (a) A. Criado, M. J. Gómez-Escalonilla, J. L. G. Fierro, A. Urbina, D. Peña, E. Guitián and F. Langa, *Chem. Commun.*, 2010, **46**, 7028; (b) A. Criado, M. Vizuete, M. J. Gómez-Escalonilla, S. García-Rodríguez, J. L. G. Fierro, A. Cobas, D. Peña, E. Guitián and F. Langa, *Carbon*, 2013, **63**, 140.
- D. Chronopoulos, N. Karousis, T. Ichihashi, M. Yudasaka, S. Iijima and N. Tagmatarchis, *Nanoscale*, 2013, **5**, 6388.
- X. Zhong, J. Jin, S. Li, Z. Niu, W. Hu, R. Li and J. Ma, *Chem. Commun.*, 2010, **46**, 7340.
- I. V. Magedov, L. V. Frolova, M. Ovezmyradov, D. Bethke, E. A. Shaner and N. G. Kalugin, *Carbon*, 2013, **54**, 192.
- (a) B. Schuler, S. Collazos, L. Gross, G. Meyer, D. Pérez, E. Guitián, D. Peña, *Angew. Chem. Int. Ed.*, 2014, **53**, 9004; (b) D. Rodríguez Lojo, D. Pérez, D. Peña, E. Guitián, *Chem. Commun.*, 2015, **51**, 5418; (c) D. Rodríguez Lojo, D. Peña, D. Pérez, E. Guitián, *Synlett*, 2015, **26**, 1633.
- (a) L. Rodríguez-Pérez, M. A. Herranz and N. Martín, *Chem. Commun.*, 2013, **49**, 3721; (b) K. Dirian, M. A. Herranz, G. Katsukis, J. Malig, L. Rodríguez-Pérez, C. Romero-Nieto, V. Strauss, N. Martín and D. M. Guldi, *Chem. Sci.*, 2013, **4**, 4335.
- H. M. Duong, M. Bendikov, D. Steiger, Q. Zhang, G. Sonmez, J. Yamada and F. Wudl, *Org. Lett.*, 2003, **5**, 4433.
- J. N. Coleman, *Acc. Chem. Res.*, 2013, **46**, 14.
- J. Guan, X. Chen, T. Wei, F. Liu, S. Wang, Q. Yang, Y. Lu, and S. Yang, *J. Mater. Chem. A*, 2015, **3**, 4139.
- C. Enkvist, S. Iunell, B. Sjögren, S. Svensson, P. A. Brühwiler, A. Nilsson, A. J. Maxwell and N. Martensson, *Phys. Rev. B*, 1993, **48**, 14629.
- A similar result was proposed for the cycloaddition of simple benzyne to graphene sheets, see ref. 13.
- J. M. Soler, E. Artacho, J. Gale, A. García, J. Junquera, P. Ordejón and D. Sánchez-Portal, *J. Phys. Condens. Matter.*, 2002, **14**, 2745.
- M. Hammouri, S. K. Jha and I. Vasiliev, *J. Phys. Chem. C*, 2015, **119**, 18179.

ChemCommun

COMMUNICATION

Table of contents entry

Covalent all-carbon few layer graphene and [60]fullerene conjugates can be easily formed from a versatile [60]fullerene-benzyne building block

