

1 **Vascular plants promote ancient peatland carbon loss with**
2 **climate warming**

3
4 Tom N. Walker^{1,2,3*}, Mark H. Garnett⁴, Susan E. Ward², Simon Oakley³,
5 Richard D. Bardgett¹ and Nicholas J. Ostle^{2,3}

6
7 1. Faculty of Life Sciences, Michael Smith Building, The University of Manchester, Oxford Road,
8 Manchester, M13 9PT, UK

9 2. Lancaster Environment Centre, Lancaster University, Bailrigg, Lancaster, LA1 4YQ, UK

10 3. Centre for Ecology and Hydrology, Lancaster Environment Centre, Library Avenue, Bailrigg,
11 Lancaster, LA1 4AP, UK

12 4. NERC Radiocarbon Facility, Scottish Enterprise Technology Park, Rankine Avenue, East Kilbride,
13 Glasgow, G75 0QF, UK

14
15 * Corresponding Address: Department of Microbiology & Ecosystem Science, University of Vienna,
16 Althanstrasse 14, 1090 Vienna, Austria

17
18 **Keywords**

19 Climate warming; ecosystem respiration; dwarf-shrubs; graminoids; peatlands; priming;
20 radiocarbon; vegetation change

21
22 **Running title**

23 Vascular plants promote ancient peatland carbon loss

24
25 **Primary research article**

26 **Abstract**

27 Northern peatlands have accumulated one third of the Earth's soil carbon stock since the last
28 Ice Age. Rapid warming across northern biomes threatens to accelerate rates of peatland
29 ecosystem respiration. Despite compensatory increases in net primary production, greater
30 ecosystem respiration could signal the release of ancient, century- to millennia-old carbon
31 from the peatland organic matter stock. Warming has already been shown to promote ancient
32 peatland carbon release, but, despite the key role of vegetation in carbon dynamics, little is
33 known about how plants influence the source of peatland ecosystem respiration. Here, we
34 address this issue using *in situ* ^{14}C measurements of ecosystem respiration on an established
35 peatland warming and vegetation manipulation experiment. Results show that warming of
36 approximately 1 °C promotes respiration of ancient peatland carbon (up to 2100 years old)
37 when dwarf-shrubs or graminoids are present, an effect not observed when only bryophytes
38 are present. We demonstrate that warming likely promotes ancient peatland carbon release *via*
39 its control over organic inputs from vascular plants. Our findings suggest that dwarf-shrubs
40 and graminoids prime microbial decomposition of previously 'locked-up' organic matter from
41 potentially deep in the peat profile, facilitating liberation of ancient carbon as CO_2 .
42 Furthermore, such plant-induced peat respiration could contribute up to 40 % of ecosystem
43 CO_2 emissions. If consistent across other sub-arctic and arctic ecosystems, this represents a
44 considerable fraction of ecosystem respiration that is currently not acknowledged by global
45 carbon cycle models. —Ultimately, greater contribution of ancient carbon to ecosystem
46 respiration may signal the loss of a previously stable peatland carbon pool, creating potential
47 feedbacks to future climate change.

48 **Introduction**

49 Ecosystem respiration is the largest land to atmosphere carbon dioxide (CO₂) flux, accounting
50 for more than half of all biospheric CO₂ emissions (IPCC, 2013). Climate warming is
51 expected to increase ecosystem respiration globally (Davidson & Janssens, 2006; IPCC,
52 2013), but the magnitude of its impact will depend on additional factors that may themselves
53 be temperature dependent (Davidson & Janssens, 2006; Metcalfe *et al.*, 2011). One such
54 factor is vegetation, with shifts in plant community structure being reported in many biomes
55 in response to climate change (Parmesan & Yohe, 2003; Elmendorf *et al.*, 2012).

56 Vegetation is fundamental to terrestrial ecosystem carbon dynamics, being the source of
57 photosynthetic carbon for the soil food web. It has been suggested that warming effects on
58 plant growth and vegetation composition may drive greater uptake of atmospheric CO₂,
59 offsetting losses caused by ecosystem respiration (Qian *et al.*, 2010; IPCC, 2013). However,
60 ecosystem respiration has two components, autotrophic (plant) and heterotrophic (soil)
61 respiration, that respond differently to climate and vegetation change (Dorrepaal *et al.*, 2009;
62 Hartley *et al.*, 2012; Hicks Pries *et al.*, 2013). An increase in plant respiration is usually
63 tightly coupled to an accompanying increase in photosynthesis (Hicks Pries *et al.*, 2013),
64 resulting in faster CO₂ turnover but no change in net ecosystem CO₂ flux. Soil respiration,
65 however, can increase independently of any compensatory responses in plant production
66 (Hartley *et al.*, 2012). Given that the Earth's soils represent carbon that has been fixed and
67 stored over several millennia, soil respiration encompasses the degradation of organic
68 compounds with ages spanning from minutes to centuries. A greater proportional contribution
69 of ancient carbon to soil respiration could thus signal a long-term loss of stable (Bosatta &
70 Ågren, 1999), previously 'locked-up', organic matter from soil, irrespective of net ecosystem
71 CO₂ flux (Dorrepaal *et al.*, 2009; Hartley *et al.*, 2012).

72

73 Northern peatlands are critical to the global carbon cycle, being the largest terrestrial organic
74 carbon store and vulnerable to rapid temperature change (Dise, 2009; IPCC, 2013). Warming
75 in these ecosystems has been shown to drive loss of ancient carbon from peat through
76 ecosystem respiration (Dorrepaal *et al.*, 2009). However, vegetation composition can
77 additionally alter the response of peatland ecosystem respiration to warming, due to different
78 vegetation types varying in productivity (Ward *et al.*, 2013; Walker *et al.*, 2015), root and
79 litter inputs (Cornelissen *et al.*, 2007; Ward *et al.*, 2015) and plant-microbe associations (Read
80 *et al.*, 2004; Stępniewska & Goraj, 2014). Northern peatlands are dominated by four
81 vegetation types, namely bryophytes, graminoids, dwarf-shrubs and trees (not naturally
82 present in UK peatlands) (Rodwell, 1991), which differ considerably in their ecophysiological
83 traits. For example, *Sphagnum* moss species produce decay-resistant litter that promotes low
84 rates of soil respiration (Dorrepaal *et al.*, 2005), but are expected to have limited influence at
85 the ecosystem level due to their low productivity relative to dwarf-shrubs and graminoids
86 (Walker *et al.*, 2015). By comparison, the ubiquitous graminoid *Eriophorum vaginatum*
87 grows rapidly and generates litter that is decomposable (Trinder *et al.*, 2008), leading to
88 greater rates of decomposition and short-term carbon turnover (Ward *et al.*, 2009, 2015).
89 Climate warming has been shown to increase ecosystem respiration relative to graminoid
90 photosynthesis (Ward *et al.*, 2013), suggesting that increased dominance of graminoids in
91 peatlands could accelerate carbon loss and create a positive feedback to climate change. In
92 contrast, the dominant UK dwarf-shrub *Calluna vulgaris* has been shown to suppress activity
93 throughout the soil food web (Ward *et al.*, 2015), and to reduce rates of soil respiration (Ward
94 *et al.*, 2009). While the mechanism explaining the inhibitory effect of *C. vulgaris* on
95 microbial activity is currently unclear, warming has been shown to cause the greatest increase
96 in net ecosystem CO₂ uptake when dwarf-shrubs are present (Ward *et al.*, 2013), suggesting
97 that greater dwarf-shrub growth in response to warming increases carbon sequestration. This

98 is in agreement with observations that warming-driven expansions of dwarf-shrubs in arctic
99 ecosystems increase net primary production (Qian *et al.*, 2010; Pearson *et al.*, 2013).
100 However, vascular plant production has also been associated with priming in the arctic,
101 leading to decomposition of ancient soil carbon (Hartley *et al.*, 2012). Moreover, studies in
102 northern peatlands have likewise shown that the presence of vegetation facilitates the
103 liberation of ancient carbon from peat (Hardie *et al.*, 2009). Ultimately, changes in the
104 composition of vegetation have the potential to amplify or diminish warming effects on
105 decomposition of ancient, previously ‘locked-up’, organic matter from peat. Nevertheless,
106 almost nothing is currently known about how changes in peatland vegetation composition
107 affect the source and age of peatland ecosystem respiration.

108
109 Numerous destructive methods exist for partitioning ecosystem respiration into component
110 sources (e.g. root exclusion, girdling and trenching; Kuzyakov, 2006). However, all cause
111 perturbations to the plant-soil system and none are able to explicitly determine CO₂ age.
112 Atomic bomb testing in the mid 20th Century caused a pulse of radiocarbon in the atmosphere,
113 known as the bomb-¹⁴CO₂ spike (Levin *et al.*, 2010), which has been falling since then from a
114 value of approximately 190 %Modern to a contemporary value of 103 %Modern. The bomb-
115 ¹⁴CO₂ spike can be used to estimate the contribution of recent carbon (less than one year since
116 fixation; 103 %Modern), years- to decades-old carbon (104 %Modern to 190 %Modern) and
117 ancient carbon (e.g. centuries- to millennia-old; below 100 %Modern) to respired CO₂
118 (Hardie *et al.*, 2009; Hartley *et al.*, 2012; Hicks Pries *et al.*, 2013). While ecosystem
119 respiration represents carbon respired from a range of sources, radiocarbon measurements can
120 be coupled with isotope mass balance approaches that use the flux and isotopic signature of
121 ecosystem respiration to distinguish between plant and soil respiration (e.g. Hardie *et al.*,

122 2009; Hartley *et al.*, 2012). Together, these techniques represent a powerful tool for assessing
123 warming and vegetation effects on the source of carbon respired from any ecosystem.

124

125 Here, we used an established peatland warming and vegetation manipulation experiment
126 (Ward *et al.*, 2013) coupled with *in situ* ^{14}C measurements of ecosystem respiration to
127 determine the effects of warming and different vegetation types on ancient peatland carbon
128 release. Specifically, we tested the hypothesis that warming promotes the release of ancient,
129 pre-bomb $^{14}\text{CO}_2$ spike, carbon through ecosystem respiration, and that its effects are modified
130 by vegetation composition.

131 **Materials & Methods**

132 *Study site and experimental design*

133 The experiment was located on a sub-arctic blanket peat site in northern England (55°64'N,
134 2°45'W; altitude 550 m). Mean annual temperature is 6.0 °C and mean annual precipitation is
135 2016 mm (14 y average; UK Environmental Change Network). The vegetation community
136 consists of three plant functional types, namely dwarf-shrubs, graminoids and bryophytes. We
137 established a fully factorial climate warming and vegetation removal experiment in 2009
138 (Ward *et al.*, 2013). Vegetation manipulations were implemented by removing selected
139 aboveground vegetation to create plots (1.5 m²) containing none (bare), all combinations of
140 one or two plant functional types and a fully vegetated control. A warming treatment was
141 added to half of the plots using passive open top chambers (Marion *et al.*, 1997), generating
142 ambient and elevated temperature versions of every vegetation treatment. For this study, we
143 used ambient and elevated bare, single vegetation type and fully vegetated treatments from
144 three replicate blocks. Ecosystem respiration and ¹⁴CO₂ data were collected in July 2013 (n =
145 3), alongside associated measurements of water table height (manual readings from dipwells),
146 air temperature in the vegetation canopy and soil temperature at 5 cm below the surface
147 (Hobo Pendant loggers, Onset, UK). Air temperature and precipitation during this growing
148 season were within 0.15 °C and 0.01 mm of the 2000 to 2013 average, respectively
149 (Supplementary Fig. S1). Additional measurements of ecosystem respiration taken during the
150 2009, 2010 and 2012 growing seasons also confirmed that 2013 measurements represented
151 consistent interannual responses (Supplementary Fig. S2).

152

153 *Ecosystem respiration flux measurements*

154 Measurements of CO₂ were taken by enclosing permanent airtight collars (h = 10 cm; d = 30
155 cm) installed at the surface-peat interface with dark chambers (h = 35 cm). Ecosystem

156 respiration flux was measured in July 2013 using an infrared gas analyser (2 min closure time;
 157 EGM-4, PP Systems, USA) (Ward *et al.*, 2013) and determined using a linear regression
 158 approach that corrected for collar area, enclosure volume and air temperature (Gray *et al.*,
 159 2013; Ward *et al.*, 2013).

160

161 *Radiocarbon sampling and analysis*

162 Samples were collected for ^{14}C analysis from the same chambers immediately after ecosystem
 163 respiration measurements using an established molecular sieve sampling system (Hardie *et al.*,
 164 2005; Hartley *et al.*, 2012). Enclosed chambers were first scrubbed of atmospheric CO_2 and
 165 left to allow build-up of respired CO_2 . After CO_2 accumulation (over 1000 ppm), chamber air
 166 was circulated through a system containing a zeolite molecular sieve cartridge (type 13X, 1.6
 167 mm pellets, Sigma-Aldrich, UK) to capture CO_2 . Samples were returned to the NERC
 168 Radiocarbon Facility (East Kilbride, Scotland), where CO_2 was thermally recovered (425 °C),
 169 cryogenically purified and split into aliquots. One aliquot was concentrated onto a graphite
 170 target and analysed for ^{14}C by accelerator mass spectrometry at the Scottish Universities
 171 Environmental Research Centre (SUERC, East Kilbride, Scotland). Following convention²⁹,
 172 ^{14}C data were normalised to -25 ‰ $\delta^{13}\text{C}$ to correct for mass-dependent isotopic fractionation
 173 using:

174

175 (1)

$$N = S \times \left(\frac{1 + (-25 \div 10^3)}{1 + (\delta^{13}\text{C}_S \div 10^3)} \right)$$

176

177 Where N is the normalised $^{14}\text{C}/^{13}\text{C}$ ratio of the sample, S is the raw $^{14}\text{C}/^{13}\text{C}$ ratio of the sample
 178 and $\delta^{13}\text{C}_S$ is the $^{13}\text{C}/^{12}\text{C}$ ratio (‰) of the sample as reported *via* analysis from a dual isotope

179 ratio mass spectrometer. Normalised data were expressed (%Modern) with reference to the
 180 activity of the NBS Oxalic Acid international radiocarbon standard using:

181

182 (2)

$$\%Modern = \left(\frac{N}{O} \right) \times 100$$

183

184 Where O is the $^{14}\text{C}/^{13}\text{C}$ ratio of the standard normalised to -19‰ $\delta^{13}\text{C}$ (Supplementary Table
 185 S1). Another aliquot was analysed for $^{13}\text{C}/^{12}\text{C}$ on a dual input isotope ratio mass spectrometer
 186 (Thermo Fisher Delta V, Germany), expressed as ‰ relative to the Vienna PDB standard.

187

188 To correct for any atmospheric CO_2 that may have leaked into the chambers during sampling,
 189 we used $\delta^{13}\text{C}$ data to calculate the proportion of atmospheric CO_2 in measured samples
 190 (Gaudinski *et al.*, 2000):

191

192 (3)

$$\text{Air} = \frac{(\delta_s - \delta_k)}{(\delta_a - \delta_k)}$$

193

194 Where δ_s is the sample $\delta^{13}\text{C}$ value (‰), δ_a is the atmospheric $\delta^{13}\text{C}$ value (measured at -9‰ at
 195 time of sampling) and δ_k is the sample $\delta^{13}\text{C}$ value in the absence of any atmospheric
 196 contamination (‰). We derived δ_k using Keeling plots generated separately for different
 197 treatments (Supplementary Fig. S3). Sample ^{14}C contents were then corrected for atmospheric
 198 contamination using:

199

200 (4)

$$\Delta_{cn} = \frac{\Delta_n - (\text{Air} \times \Delta_a)}{(1 - \text{Air})}$$

201

202 Where Δ_{cn} , Δ_n and Δ_a are the ^{14}C contents (%Modern) of the corrected sample, uncorrected
 203 sample and atmosphere (measured at 103 %Modern at time of sampling), respectively
 204 (Gaudinski *et al.*, 2000).

205

206 *Two-component partitioning calculations*

207 We used a two-component isotope mass balance (Gaudinski *et al.*, 2000; Hardie *et al.*, 2009)
 208 to determine whether any vegetation type facilitated additional respiration from peat.

209 Specifically, we described ecosystem respiration in different treatments as the product of peat
 210 respiration (i.e. ecosystem respiration in the absence of plants) versus plant respiration (i.e.
 211 pure plant respiration plus additional peat respiration induced by the presence of plants):

212

$$213 \quad (5) \quad (\Delta_e \times f_e) = (\Delta_p \times f_p) + (\Delta_s \times f_s)$$

214

215 Where Δ_p , Δ_e and Δ_s are the ^{14}C contents (%Modern) of plant respiration, ecosystem
 216 respiration and peat respiration, respectively, and f_p , f_e and f_s are their fluxes ($\text{mg CO}_2\text{-C m}^{-2}$
 217 h^{-1}). We assumed that the ^{14}C content and flux of bare treatment respiration represented that
 218 of peat respiration, and that plant respiration flux could be calculated as:

219

$$220 \quad (6) \quad f_p = f_e - f_s$$

221

222 In doing so, we were able to derive the ^{14}C content (age) of plant respiration as the only
 223 unknown in Equation 5:

224

225 (7)
$$\Delta_p = ((\Delta_e \times f_e) - (\Delta_s \times f_s)) / f_p$$

226

227 We expressed plant respiration ^{14}C content both as %Modern and as a radiocarbon age (years
 228 BP, where 0 years BP = AD 1950 (Stuvier & Polach, 1977)), the latter based on the
 229 radioactive decay rate of ^{14}C (Equation 8). Following convention, plant respiration ^{14}C
 230 contents greater than 100 %Modern were described as ‘modern’ (i.e. between AD1950 and
 231 present day).

232

233 (8)
$$\text{years BP} = -8033 \times \ln(\Delta_p / 100)$$

234

235 As autotrophs, plants respire carbon derived almost exclusively from recent photosynthesis,
 236 so pure plant respiration has a ^{14}C content of approximately 103 %Modern (at the time of
 237 sampling; see Supplementary Information for supporting data). Any deviation of plant
 238 respiration ^{14}C content away from this signature therefore represents dilution by an additional,
 239 older, source of respiration (i.e. plant-induced peat respiration), and the magnitude of this
 240 deviation approximates the minimum mean age of the additional source.

241

242 Partitioning calculations were similarly performed on $\delta^{13}\text{C}$ data (Dorrepaal *et al.*, 2009) to
 243 determine the $\delta^{13}\text{C}$ value of plant respiration in different treatments, using:

244

245 (9)
$$\delta_p = ((\delta_e \times f_e) - (\delta_s \times f_s)) / f_p$$

246

247 Where δ_p , δ_e and δ_s are the $\delta^{13}\text{C}$ values (‰) of plant respiration, ecosystem respiration and
 248 peat respiration, respectively.

249

250 All partitioning calculations were performed at the treatment level ($n = 3$), using means for
 251 ^{14}C content (Hardie *et al.*, 2009) and data generated by Keeling plots for $\delta^{13}\text{C}$ to correct for
 252 atmospheric contamination (Supplementary Fig. S3; Dorrepaal *et al.*, 2009). Using this
 253 approach, we were able to characterise vegetation and warming effects on the presence,
 254 minimum age (^{14}C content) and potential origin ($\delta^{13}\text{C}$ value; Dorrepaal *et al.*, 2009; Billett *et*
 255 *al.*, 2012) of plant-induced peat respiration.

256

257 *Modelling plant-induced peat respiration flux*

258 Where plant-induced peat respiration occurred, we estimated its potential absolute flux (mg
 259 $\text{CO}_2\text{-C m}^{-2} \text{h}^{-1}$) by expanding the two-component mass balance approach to distinguish
 260 between pure plant respiration and plant-induced peat respiration (Hardie *et al.*, 2009):

261

$$262 \quad (10) \quad (\Delta_e \times f_e) = (\Delta_{pl} \times f_{pl}) + (\Delta_i \times f_i) + (\Delta_s \times f_s)$$

263

264 Where Δ_{pl} and Δ_i are the ^{14}C contents (%Modern) of pure plant respiration and plant-induced
 265 peat respiration, respectively, and f_{pl} and f_i are their fluxes ($\text{mg CO}_2\text{-C m}^{-2} \text{h}^{-1}$). We assumed
 266 that the ^{14}C content and flux of bare treatment respiration represented that of peat respiration,
 267 that the ^{14}C content of pure plant respiration was 103 %Modern (see Supplementary
 268 Information) and that the fluxes of plant-induced peat respiration and pure plant respiration
 269 could be calculated using Equations 11 and 12, respectively.

270

$$271 \quad (11) \quad f_i = (f_p / 100) \times a$$

272

$$273 \quad (12) \quad f_{pl} = f_p - f_i$$

274

275 Where a is the contribution (%) of plant-induced peat respiration flux to plant respiration flux.
276 Unique solutions were not possible due to the presence of too many unknowns, so we
277 modelled scenarios where the contribution of plant-induced peat respiration was between 10
278 and 50 % of the plant respiration flux (10 % intervals).

279
280 Through this, we derived a range of possible fluxes ($\text{mg CO}_2\text{-C m}^{-2} \text{ h}^{-1}$) for plant-induced peat
281 respiration, which were considered plausible if corresponding ^{14}C contents indicated a source
282 of respiration that was fixed less than 5000 years BP (based on the approximate age of basal
283 peat at the site; Billett *et al.*, 2012).

284 285 *Statistical analysis*

286 Linear mixed effects models were undertaken in R (R Development Core Team, Austria)
287 using the package “nlme” to test for effects of warming, vegetation type and their interaction
288 on ecosystem respiration flux and ^{14}C content. For ecosystem respiration flux we included a
289 random term for block, and for ^{14}C content we included random terms for block and sample
290 temperature (mean of internal chamber temperature during enclosure; measured with Hobo
291 Pendant Loggers, Onset, UK). In all cases, model assumptions were scrutinised using fitted
292 values versus residuals plots and QQ plots; where necessary, response variables were \log_{10}
293 transformed and models were refined to account for unequal variance between levels of
294 explanatory variables (Zuur *et al.*, 2010). Significance of fixed effects was determined using
295 single term deletions coupled with likelihood ratio (LR) tests, retaining variables in models
296 with $P < 0.05$.

297
298 To determine whether observed responses of ecosystem respiration ^{14}C content occurred due
299 to changes in microclimate, we used Pearson’s Product Moment Correlations to test for

300 significant associations between ecosystem respiration ^{14}C content (%Modern) and air
301 temperature ($^{\circ}\text{C}$), soil temperature ($^{\circ}\text{C}$) and water table height (cm below surface) irrespective
302 of experimental treatment. Finally, we used a Pearson Product Moment Correlation to
303 determine whether older modelled plant respiration ages (i.e. lower ^{14}C content) were
304 significantly associated with carbon from deeper in the peat profile (i.e. higher $\delta^{13}\text{C}$ value;
305 Dorrepaal *et al.*, 2009; Billett *et al.*, 2012).

306

307 **Results**308 *Warming and vegetation effects on ecosystem respiration flux and ¹⁴C content*

309 Ecosystem respiration flux (Fig. 1a) was greatest when either dwarf-shrubs or graminoids
 310 were present (LR = 36.6, d.f. = 4,12, $P < 0.0001$), being increased by 145 % and 144 %
 311 relative to the bare and bryophyte only treatments, respectively. By comparison, ecosystem
 312 respiration flux did not significantly differ between the bare and bryophyte only treatments.
 313 Warming significantly increased ecosystem respiration flux in the bare (by 111 %) and dwarf-
 314 shrub only (by 63 %) treatments (LR = 12.3, d.f. = 4,16, $P = 0.0156$), but had no effect in the
 315 bryophyte, graminoid only or fully vegetated treatments.

316

317 Ecosystem respiration ¹⁴C content (%Modern; Fig. 1b) was reduced in the presence of
 318 vegetation (LR = 37.1, d.f. = 4,13, $P < 0.0001$). Warming decreased ecosystem respiration ¹⁴C
 319 content by 2 %Modern in the dwarf-shrub only treatment and increased it by 1 %Modern in
 320 the fully vegetated treatment (LR = 15.8, d.f. = 4,18, $P = 0.0034$). Warming did not affect
 321 ecosystem respiration ¹⁴C content in the bare, bryophyte only or graminoid only treatments.
 322 When considered irrespective of experimental treatment, we found that ecosystem respiration
 323 ¹⁴C content was not significantly associated with air temperature ($r = 0.22$, d.f. = 24, $P =$
 324 0.2704), soil temperature ($r = 0.10$, d.f. = 17, $P = 0.6694$) or water table height ($r = -0.05$, d.f.
 325 $= 28$, $P = 0.7817$). This means that warming had the greatest effect on peat ¹⁴C release *via* its
 326 influence on vegetation.

327

328 *Warming and vegetation effects on plant-induced peat respiration*

329 Two-component partitioning calculations showed that modelled plant respiration deviated
 330 from a pure plant respiration signature (i.e. 103 %Modern) in all but the warmed bryophyte
 331 only treatment (Table 1), indicating that vegetation facilitated plant-induced peat respiration

332 in these treatments. At ambient temperature the mean age of plant respiration only deviated
333 considerably from a pure plant signature (i.e. 103 %Modern) in the bryophyte only treatment
334 (Fig. 2). Specifically, plant respiration in the ambient bryophyte only treatment had a mean
335 age of 412 years BP (94.8 %Modern), whereas in the ambient dwarf-shrub only treatment it
336 had a mean age of 40 years (99.5 %Modern) and was modern in the ambient graminoid only
337 and fully vegetated treatments (104.0 to 101.5 %Modern, respectively).

338

339 Warming facilitated plant-induced peat respiration when dwarf-shrubs or graminoids were
340 present, an effect not observed when only bryophytes were present (Table 1). Dwarf-shrubs
341 had a larger effect than graminoids, in that warming increased the mean age (Fig. 2) of plant
342 respiration by approximately 900 years in the dwarf-shrub only treatment (i.e. a reduction of
343 10.9 %Modern) and by approximately 300 years in the graminoid only treatment (i.e. a
344 reduction of 7.6 %Modern). However, the strongest warming effect on the mean age of plant
345 respiration was observed when both dwarf-shrubs and graminoids were present in the fully
346 vegetated treatment, where it increased by approximately 2100 years under warming (i.e. a
347 reduction of 24.1 %Modern).

348

349 The mean $\delta^{13}\text{C}$ value of plant respiration did not strongly differ between vegetation types at
350 ambient temperature (Table 1). However, warming increased the mean $\delta^{13}\text{C}$ value of plant
351 respiration by 6.4 ‰ in the dwarf-shrub only treatment and by 5.9 ‰ in the graminoid only
352 treatment, and its effect was greatest in the fully vegetated treatment where it increased the
353 mean $\delta^{13}\text{C}$ value of plant respiration by 14.3 ‰. We also found a significant negative
354 correlation between the modelled ^{14}C content (%Modern) and $\delta^{13}\text{C}$ value (‰) of plant
355 respiration irrespective of experimental treatment ($r = -0.82$, d.f. = 5, $P = 0.0253$), with
356 warmed plots possessing lower ^{14}C contents and higher $\delta^{13}\text{C}$ values (Fig. 3).

357

358 Three-component partitioning calculations showed that modelled fluxes of plant-induced peat
359 respiration (Table 2) were lowest in the ambient bryophyte only treatment, ranging from 6.1
360 $\text{mg CO}_2\text{-C m}^{-2} \text{ h}^{-1}$ to $15.3 \text{ mg CO}_2\text{-C m}^{-2} \text{ h}^{-1}$ (assuming a 20 % to 50 % contribution to the
361 total plant respiration flux, respectively). Modelled fluxes of plant-induced peat respiration
362 were highest when all vegetation types were present at between $16.5 \text{ mg CO}_2\text{-C m}^{-2} \text{ h}^{-1}$ (10 %
363 contribution) and $82.6 \text{ mg CO}_2\text{-C m}^{-2} \text{ h}^{-1}$ (50 % contribution), but were also high in the
364 graminoid only treatment at between $14.9 \text{ mg CO}_2\text{-C m}^{-2} \text{ h}^{-1}$ (10 % contribution) and 69.4 mg
365 $\text{CO}_2\text{-C m}^{-2} \text{ h}^{-1}$ (50 % contribution).

366

367 Warming increased the minimum proportional contribution of plant-induced peat respiration
368 to total plant respiration when vascular plants were present (Table 2), an effect not observed
369 in the bryophyte only treatment. Specifically, the contribution of plant-induced peat
370 respiration increased from a minimum of 10 to 20 % in the graminoid only treatment, from 10
371 to 30 % in the dwarf-shrub only treatment and from 10 to 50 % in the fully vegetated
372 treatment. Despite this, warming reduced modelled fluxes of plant-induced peat respiration in
373 all but the dwarf-shrub only treatment, where they increased to between $26.5 \text{ mg CO}_2\text{-C m}^{-2}$
374 h^{-1} (30 % contribution) and $44.2 \text{ mg CO}_2\text{-C m}^{-2} \text{ h}^{-1}$ (50 % contribution).

375

376 **Discussion**

377 There is mounting concern that rapid warming in northern peatlands is causing liberation of
378 ancient carbon from peat, raising questions about the future fate of the peatland carbon stock
379 (Dorrepaal *et al.*, 2009; Hicks Pries *et al.*, 2013). In this study, we show that warming effects
380 on the source of peatland ecosystem respiration are dependent on vegetation composition. We
381 demonstrate that warming of approximately 1 °C triggers respiration of ancient peatland
382 carbon when dwarf-shrubs or graminoids are present, and that this effect is negated when
383 bryophytes are alone in the plant community. While measurements were taken on a single
384 sampling date, and hence must be interpreted with caution, both climate and CO₂ fluxes
385 during sampling were representative of five-year trends (Supplementary Figs S1 & S2). This
386 study consequently reveals that warming effects on ancient peatland carbon release vary with
387 vegetation composition, and furthermore that its effects only occur in the presence of vascular
388 plants. Such plant-induced peat respiration represents a significant contribution to ecosystem
389 respiration and a source of CO₂ to the atmosphere that, if consistent across peatland
390 ecosystems, is currently not considered by the majority of Earth System Models.

391

392 We found that ecosystem respiration ¹⁴C content decreased in the presence of all vegetation
393 types, with fully vegetated plots respiring CO₂ with a ¹⁴C concentration most similar to that of
394 the contemporary atmosphere. This confirms that the assimilation of modern photosynthetic
395 carbon by the plant community directly influences the source of peatland ecosystem
396 respiration. Further, warming only affected ecosystem respiration ¹⁴C content when dwarf-
397 shrubs were present (i.e. the dwarf-shrub only and fully vegetated treatments), having no
398 effect on the ¹⁴C content of bare peat respiration despite significantly raising CO₂ efflux.
399 Together, these findings show that dwarf-shrubs, and to some extent graminoids, influence
400 warming effects on the source of ecosystem respiration. At the same time, ecosystem

401 respiration flux was greatest when either graminoids or dwarf-shrubs were present, further
402 illustrating the key role of vascular plants in regulating peatland CO₂ fluxes (e.g. Ward *et al.*,
403 2013). Our discovery is supported by five years of CO₂ flux data from the same experiment
404 (Supplementary Fig. S2), suggesting that this is a long-term response with no acclimation to
405 either warming or vegetation change (Hartley *et al.*, 2008; Dorrepaal *et al.*, 2009). Two
406 scenarios could explain the reduction in ecosystem respiration ¹⁴C content observed in
407 vegetated treatments. First, vegetation may increase the proportional contribution of recently
408 fixed carbon to ecosystem respiration, diluting its ¹⁴C content towards that of the
409 contemporary atmosphere. This could occur *via* either greater plant respiration or enhanced
410 mineralisation of recent root inputs by soil microbes. Under this scenario, vegetation would
411 only affect the turnover of modern CO₂, having no bearing on ancient carbon release. Second,
412 vegetation may also prime microbial mineralisation of ancient carbon already present in peat
413 (i.e. below 100 %Modern), the release of which would also dilute the ¹⁴C content of
414 ecosystem respiration. Under this scenario, vegetation would facilitate ancient carbon release,
415 with potential consequences for the fate of the peatland carbon stock.

416
417 Using mass balance approaches to distinguish between alternative scenarios, we found
418 contrasting effects of bryophytes and vascular plants on the source of peatland ecosystem
419 respiration. The presence of any vegetation induced additional peat respiration at ambient
420 temperature. However, warming triggered respiration of ancient carbon exclusively when
421 dwarf-shrubs or graminoids (i.e. vascular plants) were present, halting it entirely in the
422 bryophyte only treatment. Specifically, warming in vascular plant treatments increased both
423 the mean age of plant-induced peat respiration by up to 2100 years and its minimum
424 proportional contribution to plant respiration by up to 40 % (i.e. from 10 % to 50 % in the
425 fully vegetated treatment; Table 2). Through this, we reveal that the occurrence of vascular

426 plants facilitates warming-driven liberation of ancient peatland carbon. Dwarf-shrubs had the
427 strongest effect, facilitating respiration with a mean age of approximately 1000 to 2100 years
428 old under warming, potentially at a rate of between 25 and 44 mg CO₂-C m⁻² h⁻¹. Since both
429 climate and CO₂ fluxes during sampling were broadly representative of five-year trends
430 (Supplementary Figs S1 & S2), this suggests a considerable loss of ancient, possibly stable
431 (Bosatta & Ågren, 1999), carbon from northern peatlands. Despite this, we found that
432 absolute fluxes of ecosystem respiration on the day of measurement were unaffected by
433 warming in the bryophyte, graminoid and fully vegetated treatments. Warming-driven
434 increases in the age of plant-induced peat respiration were thus accompanied by declines in
435 absolute fluxes of plant-induced peat respiration in these treatments. This was most evident in
436 the bryophyte only treatment, where warming reversed a small loss (6 to 15 mg CO₂-C m⁻² h⁻¹)
437 of approximately 400-year-old carbon that occurred in this treatment at ambient
438 temperature. However, in real terms, ecosystem respiration was 1.5 to 3 times lower in the
439 bryophyte only treatment than in any other vegetated treatment, further indicating that
440 vascular plants have the greatest influence over ancient peatland carbon release. Indeed,
441 warming in the dwarf-shrub only treatment increased ecosystem respiration flux, resulting in
442 a higher plant-induced peat respiration flux (27 to 44 mg CO₂-C⁻² h⁻¹) while also increasing its
443 mean age by approximately 1000 years. Together, these findings indicate that vascular plants,
444 and particularly dwarf-shrubs, facilitate a greater contribution of ancient peatland carbon to
445 ecosystem respiration under climate warming, albeit it at a lower absolute rate on this
446 sampling date. Given that the long-term sequestration of modern photosynthetic carbon as soil
447 organic matter is far from certain (Conant *et al.*, 2011), such a shift in the source of respired
448 CO₂ may signal the loss of a previously stable carbon pool.
449

450 Several mechanisms have been proposed to explain warming effects on peat, or soil
451 respiration, reflecting both its direct action on belowground microclimate and its indirect
452 action *via* changes to plant physiology (Davidson & Janssens, 2006; Fontaine *et al.*, 2007;
453 Dorrepaal *et al.*, 2009; Metcalfe *et al.*, 2011). In this study, our results imply that vegetation is
454 mostly responsible since we found no correlations between ecosystem respiration ¹⁴C content
455 and air temperature, soil temperature or water table height. This is further supported by our
456 observation that warming had no effect on ecosystem respiration ¹⁴C content in the absence of
457 vegetation. There is strong evidence that plants are able to prime organic matter
458 decomposition (Fontaine *et al.*, 2007; Hartley *et al.*, 2012; Lindén *et al.*, 2014), for instance
459 by increasing microbial activity or intensifying nutrient competition within the soil food web.
460 We suggest that priming occurs under warming when vascular plants are present, and that this
461 response is especially strong with dwarf-shrubs due to associated mycorrhizae facilitating
462 decomposition of recalcitrant, older (Bosatta & Ågren, 1999; Fontaine *et al.*, 2007) carbon
463 (Read *et al.*, 2004). Bryophytes, as rootless organisms, cannot similarly prime decomposition,
464 and did not facilitate release of ancient carbon under warming in this study. The priming
465 effects caused by vascular plants may even penetrate deep into the peat profile, for two
466 reasons. First, plant-induced peat respiration was at least twice as old as acrotelm (root-zone)
467 peat previously sampled from the same site (Hardie *et al.*, 2007). Second, warming increased
468 the modelled $\delta^{13}\text{C}$ value of plant respiration in vascular plant treatments, and we also found
469 that older (¹⁴C-depleted) respiration was significantly $\delta^{13}\text{C}$ -enriched. This suggests that
470 warming increases the contribution of deep peat carbon to ecosystem respiration in the
471 presence of vascular plants (Dorrepaal *et al.*, 2009; Billett *et al.*, 2012). While $\delta^{13}\text{C}$ -enriched
472 respiration under rooting plants could alternatively be caused by transport of CO₂ associated
473 with methanogenesis (Stępniewska & Goraj, 2014), this is unlikely to be responsible here,

474 since graminoids, which are key methane conduits (Gray *et al.*, 2013), had weaker effects on
475 ancient carbon release than dwarf-shrubs.

476

477 While priming in mineral soils is well documented, there is currently no consensus on its
478 occurrence in organic soils (e.g. Hartley *et al.*, 2012; Lindén *et al.*, 2014; Linkosalmi *et al.*,
479 2015). Here, we present *in situ* evidence that vascular plants can prime decomposition of
480 existing organic matter in peatlands, and moreover that they can also facilitate warming-
481 driven release of ancient carbon. Defining such persistent plant-induced peat respiration as
482 ‘priming’, however, should be done with caution, especially given that priming usually refers
483 to pulses of respiration caused by episodic release of carbon into soil. Indeed, plant-induced
484 peat respiration in this study comprised a significant fraction of ecosystem respiration even in
485 the fully vegetated treatment at ambient temperature (i.e. normal conditions). Regardless, it is
486 apparent from these and other findings that vascular plants are key mediators of organic
487 matter decomposition in many ecosystems, yet Earth System Models currently do not
488 acknowledge any form of plant-induced peat (or soil) respiration (Ostle *et al.*, 2009; Lou *et al.*,
489 2015). If such fluxes are universal across peatland and other sub-arctic and arctic ecosystems,
490 we suggest that their incorporation into global carbon cycle models may greatly improve
491 long-term predictions of soil carbon stocks, and, through this, future climate change.

492

493 In conclusion, we show that climate warming in peatlands promotes ancient carbon release
494 through ecosystem respiration, and that this effect is facilitated by the presence of vascular
495 plants. More work is now needed to determine the impacts of this discovery on the long-term
496 persistence of previously ‘locked-up’ carbon in peatlands, particularly given previous findings
497 that warming causes the greatest increase in net CO₂ sink strength when dwarf-shrubs are
498 present in these shrub dominated ecosystems (Ward *et al.*, 2013). Nevertheless, our findings

499 have implications for feedbacks to the climate system due to both rising temperatures (IPCC,
500 2013) and the global significance of the peatland carbon stock (Dise, 2009). At the same time,
501 vascular plant expansions are dominating vegetation change across many northern biomes
502 (Elmendorf *et al.*, 2012; Pearson *et al.*, 2013). As such, this study raises questions about the
503 fate of carbon stored not only in peatlands, but also in other high latitude ecosystems that
504 have potential to feed back to climate change.

505 **Acknowledgements**

506 This research was supported by the NERC Radiocarbon Facility NRCF 010001 (allocation
507 number 1709.0413) and a Natural Environment Research Council (NERC) CASE Studentship
508 between The University of Manchester and Centre for Ecology and Hydrology (CEH)
509 Lancaster, and made use of an experiment supported by a NERC EHFI grant (NE/E011594/1)
510 awarded to RB and NO.

511

512 **References**

- 513 Billett MF, Dinsmore KJ, Smart RP et al. (2012) Variable source and age of different forms
514 of carbon released from natural peatland pipes. *Journal of Geophysical Research:*
515 *Biogeosciences*, **117**, G02003.
- 516 Bosatta E, Ågren GI (1999) Soil organic matter quality interpreted thermodynamically. *Soil*
517 *Biology and Biochemistry*, **31**, 1889–1891.
- 518 Conant RT, Ryan MG, Ågren GI et al. (2011) Temperature and soil organic matter
519 decomposition rates - synthesis of current knowledge and a way forward. *Global Change*
520 *Biology*, **17**, 3392–3404.
- 521 Cornelissen JHC, Lang SI, Soudzilovskaia NA, During HJ (2007) Comparative cryptogam
522 ecology: a review of bryophyte and lichen traits that drive biogeochemistry. *Annals of*
523 *Botany*, **99**, 987–1001.
- 524 Davidson EA, Janssens IA (2006) Temperature sensitivity of soil carbon decomposition and
525 feedbacks to climate change. *Nature*, **440**, 165–173.
- 526 Dise NB (2009) Peatland response to global change. *Science*, **326**, 810–811.
- 527 Dorrepaal E, Cornelissen JHC, Aerts R, Wallén B, Van Logtestijn RSP (2005) Are growth
528 forms consistent predictors of leaf litter quality and decomposability across peatlands
529 along a latitudinal gradient? *Journal of Ecology*, **93**, 817–828.
- 530 Dorrepaal E, Toet S, van Logtestijn RSP, Swart E, van de Weg MJ, Callaghan T V, Aerts R
531 (2009) Carbon respiration from subsurface peat accelerated by climate warming in the
532 subarctic. *Nature*, **460**, 616–620.
- 533 Elmendorf SC, Henry GHR, Hollister RD et al. (2012) Global assessment of experimental
534 climate warming on tundra vegetation: heterogeneity over space and time. *Ecology*
535 *letters*, **15**, 164–75.
- 536 Fontaine S, Barot S, Barré P, Bdioui N, Mary B, Rumpel C (2007) Stability of organic carbon
537 in deep soil layers controlled by fresh carbon supply. *Nature*, **450**, 277–80.
- 538 Gaudinski JB, Trumbore SE, Eric A, Zheng S (2000) Soil carbon cycling in a temperate
539 forest : radiocarbon-based estimates of residence times , sequestration rates and
540 partitioning of fluxes. 33–69.
- 541 Gray A, Levy PE, Cooper MDA et al. (2013) Methane indicator values for peatlands: a
542 comparison of species and functional groups. *Global change biology*, **19**, 1141–1150.
- 543 Hardie SML, Garnett MH, Fallick AE, Rowland AP, Ostle NJ (2005) Carbon dioxide capture
544 using a zeolite molecular sieve sampling system for isotopic studies (¹³C and ¹⁴C) of
545 respiration. *Radiocarbon*, **47**, 441–451.
- 546 Hardie SML, Garnett MH, Fallick AE, Rowland AP, Ostle NJ (2007) Spatial variability in
547 bomb C-14 in an upland peat bog. *Radiocarbon*, **49**, 1055–1063.

- 548 Hardie SML, Garnett MH, Fallick a. E, Ostle NJ, Rowland a. P (2009) Bomb-14C analysis
549 of ecosystem respiration reveals that peatland vegetation facilitates release of old carbon.
550 *Geoderma*, **153**, 393–401.
- 551 Hartley IP, Hopkins DW, Garnett MH, Sommerkorn M, Wookey PA (2008) Soil microbial
552 respiration in arctic soil does not acclimate to temperature. *Ecology Letters*, **11**, 1092–
553 1100.
- 554 Hartley IP, Garnett MH, Sommerkorn M et al. (2012) A potential loss of carbon associated
555 with greater plant growth in the European Arctic. *Nature Climate Change*, **2**, 875–879.
- 556 Hicks Pries CE, Schuur EAG, Crummer KG (2013) Thawing permafrost increases old soil
557 and autotrophic respiration in tundra: Partitioning ecosystem respiration using $\delta^{13}\text{C}$
558 and $\Delta^{14}\text{C}$. *Global Change Biology*, **19**, 649–661.
- 559 IPCC (2013) *Climate Change 2013: The Physical Science Basis. Contribution of Working*
560 *Group I to the Fifth Assessment Report of the Intergovernmental Panel on Climate*
561 *Change* (eds Stocker TF, Qin D, Plattner G-K, Tignor M, Allen SK, Boschung J, Nauels
562 A, Xia Y, Bex V, M MP). Cambridge: Cambridge University Press.
- 563 Kuzyakov Y (2006) Sources of CO₂ efflux from soil and review of partitioning methods. *Soil*
564 *Biology and Biochemistry*, **38**, 425–448.
- 565 Levin I, Naegler T, Kromer B et al. (2010) Observations and modelling of the global
566 distribution and long-term trend of atmospheric ¹⁴C. *Tellus B*, **62**, 26–46.
- 567 Lindén A, Heinonsalo J, Buchmann N, Oinonen M, Sonninen E, Hiltunen E, Pumpanen J
568 (2014) Contrasting effects of increased carbon input on boreal SOM decomposition with
569 and without presence of living root system of *Pinus sylvestris* L. *Plant and Soil*, **377**,
570 145–158.
- 571 Linkosalmi M, Pumpanen J, Biasi C et al. (2015) Studying the impact of living roots on the
572 decomposition of soil organic matter in two different forestry-drained peatlands. *Plant*
573 *and Soil*.
- 574 Lou Y, Keenan TF, Smith MJ (2015) Predictability of the terrestrial carbon cycle. *Global*
575 *Change Biology*, **21**, 1737–1751.
- 576 Marion GM, Henry GHR, Freckman DW et al. (1997) Open-top designs for manipulating
577 field temperature in high-latitude ecosystems. *Global Change Biology*, **3**, 20–32.
- 578 Metcalfe DB, Fisher RA, Wardle DA (2011) Plant communities as drivers of soil respiration:
579 pathways, mechanisms, and significance for global change. *Biogeosciences*, **8**, 2047–
580 2061.
- 581 Ostle NJ, Smith P, Fisher R et al. (2009) Integrating plant-soil interactions into global carbon
582 cycle models. *Journal of Ecology*, **97**, 851–863.
- 583 Parmesan C, Yohe G (2003) A globally coherent fingerprint of climate change impacts across

- 584 natural systems. *Nature*, **421**, 37–42.
- 585 Pearson RG, Phillips SJ, Loranty MM, Beck PSA, Damoulas T, Knight SJ, Goetz SJ (2013)
586 Shifts in Arctic vegetation and associated feedbacks under climate change. *Nature*
587 *Climate Change*, **3**, 673–677.
- 588 Qian H, Joseph R, Zeng N (2010) Enhanced terrestrial carbon uptake in the Northern High
589 Latitudes in the 21st century from the Coupled Carbon Cycle Climate Model
590 Intercomparison Project model projections. *Global Change Biology*, **16**, 641–656.
- 591 Read DJ, Leake JR, Perez-Moreno J (2004) Mycorrhizal fungi as drivers of ecosystem
592 processes in heathland and boreal forest biomes. *Canadian Journal of Botany*, **82**, 1243–
593 1263.
- 594 Rodwell JS (1991) *British plant communities. Vol. 2. Mires and heaths*. Cambridge:
595 Cambridge University Press.
- 596 Stepniewska Z, Goraj W (2014) Transformation of methane in peatland environments. *Forest*
597 *Research Papers*, **75**, 101–110.
- 598 Stuvier M, Polach HA (1977) Reporting of ¹⁴C Data. *Radiocarbon*, **19**, 355–363.
- 599 Trinder CJ, Artz RRE, Johnson D (2008) Contribution of plant photosynthate to soil
600 respiration and dissolved organic carbon in a naturally recolonising cutover peatland.
601 *Soil Biology & Biochemistry*, **40**, 1622–1628.
- 602 Walker TN, Ward SE, Ostle NJ, Bardgett RD (2015) Contrasting growth responses of
603 dominant peatland plants to warming and vegetation composition. *Oecologia*.
- 604 Ward SE, Bardgett RD, McNamara NP, Ostle NJ (2009) Plant functional group identity
605 influences short-term peatland ecosystem carbon flux: evidence from a plant removal
606 experiment. *Functional Ecology*, **23**, 454–462.
- 607 Ward SE, Ostle NJ, Oakley S, Quirk H, Henrys PA, Bardgett RD (2013) Warming effects on
608 greenhouse gas fluxes in peatlands are modulated by vegetation composition. *Ecology*
609 *letters*, **16**, 1285–1293.
- 610 Ward SE, Orwin KH, Ostle NJ et al. (2015) Vegetation exerts a greater control on litter
611 decomposition than climate warming in peatlands. *Ecology*, **96**, 113–123.
- 612 Zuur A, Ieno E, Walker N, Saveliev A, Smith G (2010) *Mixed effects models and extensions*
613 *in ecology with R*. New York: Springer.
- 614

615 **Supporting Information Captions**

616 Supporting information: determining pure plant respiration ^{14}C content; Supplementary

617 Tables S1, S2; Supplementary Figs S1-3.

618

619 **Tables**

620 Table 1. The modelled age (^{14}C content) and potential source ($\delta^{13}\text{C}$ value) of combined plant
 621 and plant-induced peat respiration.

622

	^{14}C content		$\delta^{13}\text{C}$ value	
	Ambient	Elevated	Ambient	Elevated
	%Modern	%Modern	‰	‰
Bryophytes	94.8	- ¹	-30.6	- ¹
Graminoids	104.0	96.4	-27.0	-21.1
Dwarf-Shrubs	99.5	88.6	-27.4	-21.0
Fully vegetated	101.5	77.4	-29.5	-15.2

623 ¹ Bryophytes prevented any plant-induced peat respiration at elevated temperature (Supplementary Methods)

624 Table 2. The modelled flux ($\text{mg CO}_2\text{-C m}^{-2} \text{ h}^{-1}$) of plant-induced peat respiration under
 625 scenarios where it represents 10 to 50 % of the plant respiration flux. Missing values indicate
 626 scenarios in which modelled plant-induced peat respiration ^{14}C contents were implausible (i.e.
 627 greater than 5000 years BP; Billett *et al.*, 2012), and fluxes in parentheses indicate scenarios
 628 in which modelled plant-induced peat respiration ^{14}C contents were modern (i.e. >
 629 100 %Modern).

630

Contribution to flux (%)	Bryophytes		Graminoids		Dwarf-Shrubs		Fully vegetated	
	Ambient	Elevated [†]	Ambient	Elevated	Ambient	Elevated	Ambient	Elevated
10	-	n.a.	(14.9)	-	6.8	-	16.5	-
20	6.1	n.a.	(29.8)	27.7	13.7	-	33.0	-
30	9.2	n.a.	(44.7)	41.6	20.5	26.5	49.6	-
40	12.2	n.a.	(59.5)	55.5	27.3	35.3	66.1	-
50	15.3	n.a.	(74.4)	69.4	34.2	44.2	82.6	24.8

631

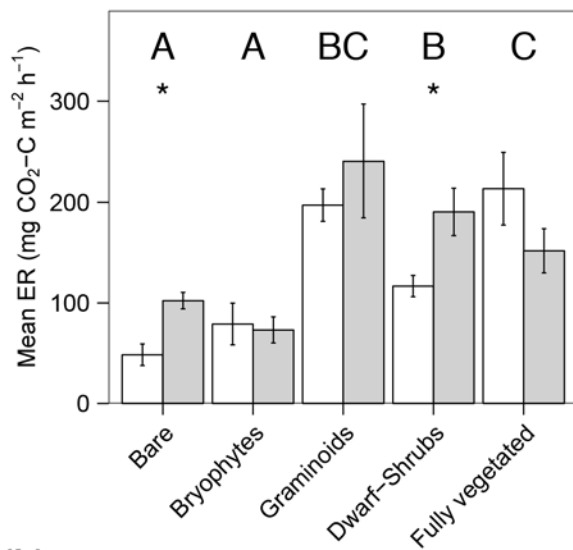
[†] Bryophytes prevented any plant-induced peat respiration occurring at elevated temperature

632

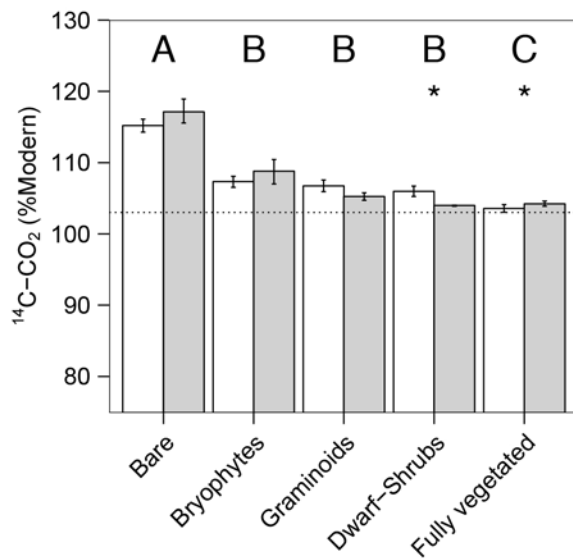
633 **Figures**

634 **Fig. 1. Warming and vegetation effects on the size and source of ecosystem respiration.** Mean (\pm SE)
 635 ecosystem respiration (ER) (a) flux ($\text{mg CO}_2\text{-C m}^{-2} \text{h}^{-1}$) and (b) ^{14}C content (%Modern) under different
 636 vegetation treatments and an ambient (white) or elevated (grey) warming treatment. Significant differences ($P <$
 637 0.05) are shown by different letters for vegetation type and by a ‘*’ for warming. For (b), changes in ^{14}C content
 638 towards that of the contemporary atmosphere (dotted line; 103 %Modern) could be driven by plant respiration (~
 639 103 %Modern) or by plants promoting mineralisation of ancient (< 100 %Modern) peat carbon.

(a)

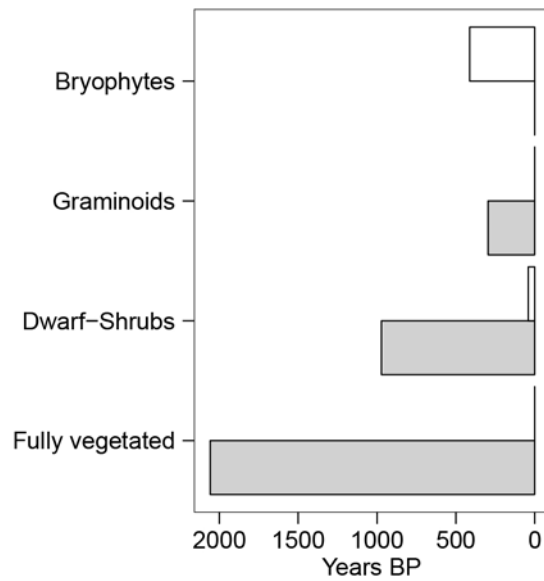


(b)



640

641 **Fig. 2. Warming and vegetation effects on ancient peatland carbon release.** The modelled
 642 mean radiocarbon age of plant respiration (years BP) under different vegetation treatments
 643 and an ambient (white) or elevated (grey) warming treatment. Deviations from a modern
 644 signature indicate the presence of plant-induced peat respiration, and the magnitude of this
 645 deviation approximates the mean minimum age of the additional carbon source. Bryophytes
 646 prevented any plant-induced peat respiration at elevated temperature.



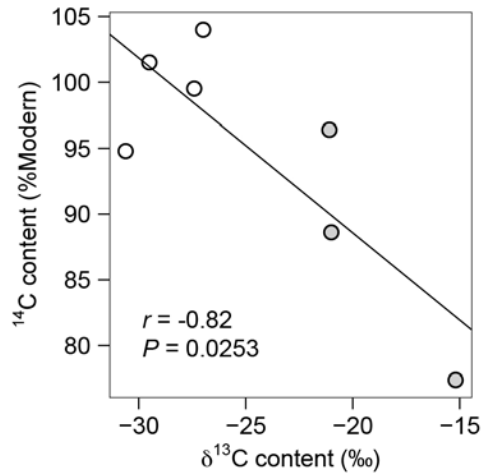
647

648

649

650

651 **Fig. 3. Relationship between the age and potential source of combined plant and plant-**
652 **induced respiration.** Age (^{14}C content; %Modern) and source ($\delta^{13}\text{C}$ value; ‰) were derived
653 at the treatment level using a partitioning approach and are displayed as either ambient
654 (white) or elevated (grey) temperature. There was a significant relationship between age and
655 source (Pearson Product Moment Correlation: $r = -0.82$, d.f. = 5, $P = 0.0253$).



656