

Band-center anomaly of the conductance distribution in one-dimensional Anderson localization

H. Schomerus and M. Titov

Max-Planck-Institut für Physik komplexer Systeme, Nöthnitzer Strasse 38, 01187 Dresden, Germany

(Received 23 December 2002; published 6 March 2003)

We analyze the conductance distribution function in the one-dimensional Anderson model of localization, for weak disorder but arbitrary energy. For energy at the band center the distribution function deviates from the form that is assumed to be universal in single-parameter scaling theory. A direct link to the breakdown of the random-phase approximation is established. Our findings are confirmed by a parameter-free comparison to the results of numerical simulations.

DOI: 10.1103/PhysRevB.67.100201

PACS number(s): 72.15.Rn, 05.40.-a, 42.25.Dd, 73.20.Fz

The spatial localization of waves in a disordered potential can be considered as the most dramatic effect of multiple coherent wave scattering.^{1,2} Due to systematic constructive interference in some part of the medium, the wave function is spatially confined and decays exponentially as one moves away from the localization center.^{3,4} The localization length l_{loc} can be probed noninvasively from the decay of the transmission coefficient (the dimensionless conductance⁵) g , in terms of the average

$$C_1 \equiv \langle -\ln g \rangle = 2L/l_{\text{loc}} + O(L^0) \quad (1)$$

for system length $L \gg l_{\text{loc}}$.⁶ Localization results in insulating behavior of disordered solids at low temperatures,^{3,4} and also can be realized in electromagnetic waveguides.⁷

One of the cornerstones of the theoretical understanding of localization is the universal approach of single-parameter scaling (SPS).⁸⁻¹¹ In this theory, it is assumed that the complete distribution function $P(g)$ of the conductance can be parametrized by the single free parameter C_1 . The dependence of C_1 [and hence of $P(g)$] on L is then found from solving a scaling equation $dC_1/d(\ln L) = \beta(C_1)$, where the universal scaling function β does not depend on L , nor on any microscopic parameter (such as the Fermi wavelength λ_F , the transport mean free path l_{tr} , or the lattice constant a).

The distribution function $P(g)$ is completely determined by the cumulants

$$C_n \equiv \langle \langle (-\ln g)^n \rangle \rangle, \quad (2)$$

which are obtained as the expansion coefficients of the generating function

$$\eta(\xi) = \ln \langle g^{-\xi} \rangle = \sum_{n=1}^{\infty} C_n \frac{\xi^n}{n}. \quad (3)$$

The first three cumulants are given by Eq. (1) for C_1 , $C_2 = \text{var} \ln g$, and $C_3 = \langle \langle (\ln g)^3 \rangle \rangle$. The SPS hypothesis can then be phrased like this: *All cumulants are universal functions of C_1 .* In the localized regime ($C_1 \gg 1$) and for weak disorder, a one-dimensional calculation of the distribution function within the random-phase approximation implies the simple relations⁹

$$C_n/C_1 = \delta_{1n} + 2\delta_{2n} + O(L^{-1}). \quad (4)$$

SPS then assumes that these conditions are universal. This assumption is much more restrictive than the general upper bound $C_n = O(L/l_{\text{loc}})$ from the theory of large-deviation statistics.^{12,13} SPS assumes a lognormal distribution of g , with the variance of $\ln g$ determined by the mean via the universal relation $\text{var} \ln g = -2\langle \ln g \rangle$. It is the violation of this relation which frequently is used to indicate the breakdown of SPS theory (see, e.g., Refs. 14 and 15).

In this paper, we investigate $P(g)$ in the most-studied and best-understood paradigm of localization, the one-dimensional Anderson model defined by the Schrödinger equation

$$\psi_{l-1} + \psi_{l+1} = (V_l - E)\psi_l \quad (5)$$

on a linear chain of L sites (lattice constant $a=1$) and a random potential with $\langle V_l \rangle = 0$ and $\langle V_l V_m \rangle = 2D\delta_{lm}$. The strength D of the potential fluctuations is taken to be small. We analytically calculate the cumulants C_n in the localized regime, with main focus on the energy region $|E| \ll 1$ around the band center of the disorder-free system. For $E=0$, we find the values

$$C_2/C_1 = 2.094, \quad C_3/C_1 = 0.568. \quad (6)$$

The ratios C_n/C_1 with the higher cumulants also are finite. Hence $P(g)$ complies with the restrictions of large-deviation statistics, but deviates from the special lognormal form assumed in SPS theory (this form is restored for $|E| \gg D$).

The conditions for validity of SPS have been a constant subject of intense debate.^{10,11,15} Originally, SPS was derived within the random-phase approximation (RPA) for the scattering phase between consecutive scattering events.⁹ In the Anderson model, the RPA is known to fail around the energies $E = \pm 2$ (the band edges of the disorder-free system),¹⁶ where $\lambda_F \gtrsim l_{\text{tr}}$. Indeed, the SPS relations (4) are violated for all cumulants when one comes close to the band edge ($2 - |E| \lesssim D^{2/3}$),¹⁷ in coincidence with the expectations.^{15,16,18}

The RPA is also known to break down for the band-center case $E=0$.¹⁹ However, the only consequence observed so far has been a weak anomaly in the energy dependence of l_{loc} (hence, also of C_1),²⁰⁻²² which differs at $E=0$ by about 9% from the predictions of perturbation theory.²³ Surprisingly, the violation (6) of the SPS relations (4) has not been noticed—quite the contrary, the relevance of the RPA for SPS recently has been contested¹⁵ within an investigation of

the Lloyd model, given by Eq. (5) with a Cauchy distribution for the potential.^{16,24} However, results obtained for the Lloyd model are not conclusive for the Anderson model and SPS, because in the Lloyd model formally the variance of the disorder potential $D=\infty$ and one encounters the modified relation $C_2/C_1=4\neq 2$, while l_{loc} varies smoothly with energy even around $E=0$.¹⁶ Moreover, the higher cumulants have not been investigated. In previous numerical studies, the violations may have passed unnoticed because the small deviation of C_2/C_1 from the SPS value probably was not considered to be significant, and again the higher cumulants have not been investigated. In this paper, we also will establish a direct link between SPS and RPA.

We now present the analytical calculation of the cumulants C_n of $-\ln g$ in the vicinity of the band-center energy $E=0$ of the Anderson model, Eq. (5). As pointed out many years ago by Borland,⁶ the dimensionless conductance g in the localized regime is statistically equivalent to ψ_L^{-2} , where ψ_L is the solution of the Schrödinger equation (5) with generic initial conditions $\psi_0, \psi_1=O(1)$. Because $\lambda_F\approx 4a$, it is useful to introduce two slowly varying fields $\phi(l)=\psi_l(-1)^{l/2}$ when l is even, $\chi(l)=\psi_l(-1)^{(l+1)/2}$ when l is odd, which can be considered as continuous functions with Langevin equations

$$\frac{d\phi}{dL} = \frac{1}{2}(U-E)\chi, \quad \frac{d\chi}{dL} = \frac{1}{2}(W+E)\phi. \quad (7)$$

Here U and W independently fluctuate with $\langle U \rangle = 0$, $\langle U(L_1)U(L_2) \rangle = 4D\delta(L_1-L_2)$, and analogously for W .

In order to calculate the wave-function decay and its fluctuations, it is convenient to switch to the variables

$$u = \ln(\phi^2 + \chi^2), \quad \sin \alpha = \left(\frac{\phi}{2\chi} + \frac{\chi}{2\phi} \right)^{-1}, \quad (8)$$

which are symmetric in ϕ and χ . In the localized regime, $u = -\ln g$ characterizes the global decay of the wave function, while the variable α (parametrizing the local fluctuations) is identical to the scattering phase of the reflection amplitude $r = (\psi_{L-1} + i\psi_L)/(\psi_{L-1} - i\psi_L)$. This parametrization allows us to draw a direct relation between SPS and RPA: SPS will turn out to be valid when α is uniformly distributed over $(0, 2\pi)$.

The Langevin equations (7) now can be translated into a Fokker-Planck equation for the joint distribution function $P(u, \alpha; x)$. For the sake of a compact presentation, we use shorthand notations for the functions $s_\alpha = \sin \alpha$, $c_\alpha = \cos \alpha$, and introduce the rescaled position $x = DL$, as well as the rescaled energy $\varepsilon = E/D$. The Fokker-Planck equation then takes the form

$$\partial_x P(u, \alpha; x) = [\mathcal{L}_\alpha^2 + \partial_u (s_\alpha^2 \partial_u - c_\alpha^2 + 2\partial_\alpha s_\alpha c_\alpha) - \varepsilon \partial_\alpha] P(u, \alpha; x), \quad (9)$$

with the linear differential operator $\mathcal{L}_\alpha = \partial_\alpha (1 + c_\alpha^2)^{1/2}$.

The behavior of $P(u, \alpha; x)$ for large x can be analyzed by introducing into Eq. (9) the ansatz

$$P(u, \alpha; x) = \int_{-i\infty}^{+i\infty} \frac{d\xi}{2\pi i} \sum_{k=0}^{\infty} \exp[\mu_k(\xi)x - \xi u] f_k(\xi, \alpha), \quad (10)$$

where we require periodicity of $f_k(\xi, \alpha)$ in α . It then follows that the functions $f_k(\xi, \alpha)$ solve the eigenvalue equation

$$\mu_k f_k = [\mathcal{L}_\alpha^2 - \varepsilon \partial_\alpha + \xi(c_\alpha^2 - 2\partial_\alpha s_\alpha c_\alpha) + \xi^2 s_\alpha^2] f_k, \quad (11)$$

in which ξ appears as a parameter and $\mu_k(\xi)$ is the k th eigenvalue (arranged in descending order). In the vicinity of $\xi=0$, there is a finite gap between the largest eigenvalue μ_0 [which vanishes for $\xi=0$, because of the normalization of $P(u, \alpha; x)$] and μ_1 . According to Eq. (10), the asymptotic behavior of the distribution function $P(u, \alpha; x)$ for large x hence is governed by μ_0 , up to exponentially small corrections. A formal calculation of the moments of u (i.e., of $-\ln g$) shows that the cumulant-generating function (3) is directly given by $\eta(\xi) = x\mu_0(\xi)$. Hence,

$$C_n = \mu^{(n)} n! DL, \quad (12)$$

where we expanded $\mu_0(\xi) = \sum_{n=1}^{\infty} \mu^{(n)} \xi^n$ into a power series.

The expansion coefficients $\mu^{(n)}$ can be calculated recursively for increasing order n by solving the hierarchy of equations

$$\sum_{k=0}^n \mu^{(n-k)} f^{(k)} = s_\alpha^2 f^{(n-2)} + (c_\alpha^2 - 2\partial_\alpha s_\alpha c_\alpha) f^{(n-1)} + \mathcal{L}_\alpha^2 f^{(n)} - \varepsilon \partial_\alpha f^{(n)}, \quad (13)$$

which results when one introduces into Eq. (11) the power expansions for μ_0 and for $f_0(\xi, \alpha) = \sum_{n=0}^{\infty} f^{(n)}(\alpha) \xi^n$. In each order n , we first integrate over α from 0 to 2π , which eliminates $f^{(n)}$ and hence gives $\mu^{(n)}$ in terms of the quantities $f^{(m)}$ and $\mu^{(m)}$ with $m < n$. Afterwards $f^{(n)}$ can be obtained from Eq. (13) by two integrations. The iteration is initiated for $n=0$ with $\mu^{(0)}=0$. This completely solves the problem to calculate the cumulants C_n in the localized regime.

Let us illustrate the procedure for $E=0$. To start the iteration we consider Eq. (13) with $n=0$, given by $\mathcal{L}_\alpha^2 f^{(0)} = 0$. This differential equation is solved by the normalized function

$$f^{(0)}(\alpha) = \frac{\sqrt{2\pi}}{\Gamma^2(1/4)\sqrt{1+\cos^2\alpha}}, \quad (14)$$

which is identical to the stationary limiting-distribution function $\lim_{x \rightarrow \infty} \int_{-\infty}^{\infty} du P(\alpha, u; x)$ of the variable α .

Now the next iteration. Equation (13) with $n=1$ is given by

$$\mathcal{L}_\alpha^2 f^{(1)}(\alpha) = (\mu^{(1)} - c_\alpha^2 + 2\partial_\alpha s_\alpha c_\alpha) f^{(0)}(\alpha). \quad (15)$$

We first determine

$$\mu^{(1)} = \int_0^{2\pi} d\alpha c_\alpha^2 f^{(0)}(\alpha) = 4 \frac{\Gamma^2(3/4)}{\Gamma^2(1/4)}. \quad (16)$$

The prediction for the inverse localization length

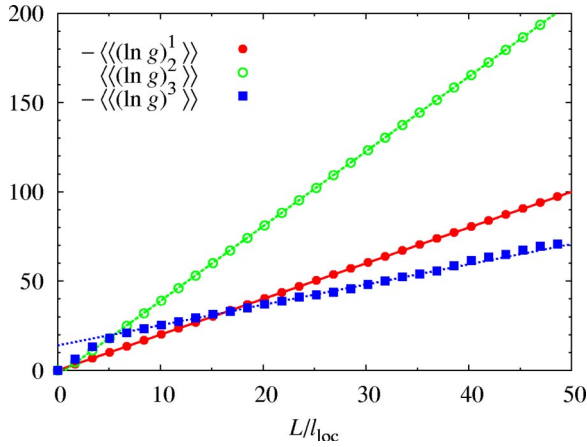


FIG. 1. (Color online) First three cumulants $C_n = \langle\langle (-\ln g)^n \rangle\rangle$ for energy $E=0$ in the Anderson model (5) with $D=1/150$, as function of system length L . The data points are the result of a numerical simulation. The slopes of the straight lines follow the predictions of Eq. (20). The localization length l_{loc} is taken from Eq. (17).

$$l_{\text{loc}} = \Gamma^2(1/4) / [2D\Gamma^2(3/4)], \quad (17)$$

obtained by combining Eq. (16) with Eqs. (1) and (12), is identical to the result found in Refs. 20–22. Then we solve for

$$f^{(1)}(\alpha) = (1 + c_\alpha^2)^{-1/2} \int_0^\alpha d\beta (1 + c_\beta^2)^{-1/2} \times \left[2s_\beta c_\beta f^{(0)}(\beta) + \int_0^\beta d\gamma (\mu^{(1)} - c_\gamma^2) f^{(0)}(\gamma) \right]. \quad (18)$$

From the next iteration $n=2$ we obtain

$$\mu^{(2)} = \int_0^{2\pi} d\alpha [(c_\alpha^2 - \mu^{(1)}) f^{(1)}(\alpha) + s_\alpha^2 f^{(0)}(\alpha)] \quad (19)$$

and also $f^{(2)}(\alpha)$. Analogously we obtain $\mu^{(3)}$. With Eq. (12), this is sufficient to determine the values for the first three cumulants

$$C_1 = 0.4569 DL, \quad C_2 = 0.9570 DL, \quad C_3 = 0.2595 DL. \quad (20)$$

They correspond to the anomalous ratios given in Eq. (6).

The analysis of Eq. (13) can be straightforwardly carried out also for finite E/D . For $E/D \gg 1$, the stationary limiting-distribution function of α is given by $f^{(0)}(\alpha) = 1/(2\pi)$, corresponding to a completely random phase. For $n=1$ we find the coefficient $\mu^{(1)} = 1/2$, and the perturbative result $l_{\text{loc}} = 4/D$ is recovered.²³ In the next iteration we obtain $\mu^{(2)} = 1/2$, while the higher coefficients all vanish. According to Eq. (12), the SPS relations (4) then are reestablished.

We have tested the predictions of the analytical theory against the result of a direct numerical computation of the conductance g for the Anderson model (5), by recursively increasing the length of the wire.²⁵ The potential V_l was

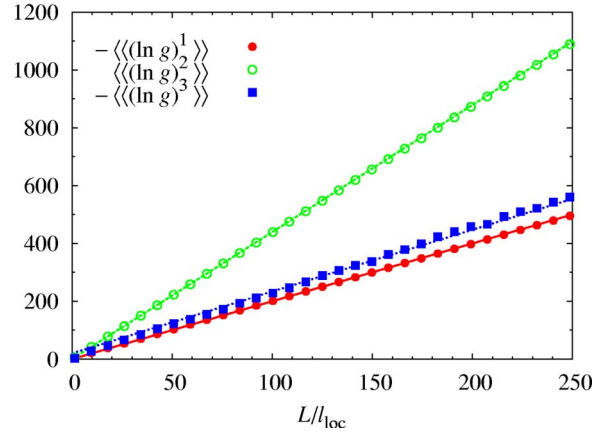
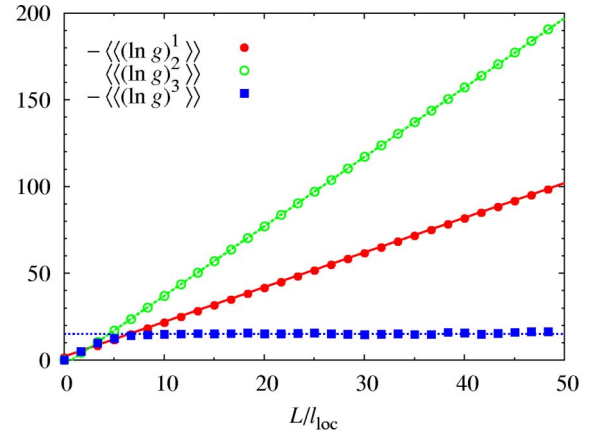


FIG. 2. (Color online) Same as Fig. 1, but for energy $E=0.1$ (upper panel) and $E=2$ (lower panel). The straight lines in the upper panel follow the predictions of perturbation theory (Ref. 23) and single-parameter scaling (Ref. 9). The straight lines in the lower panel are the predictions of Ref. 17 (see text).

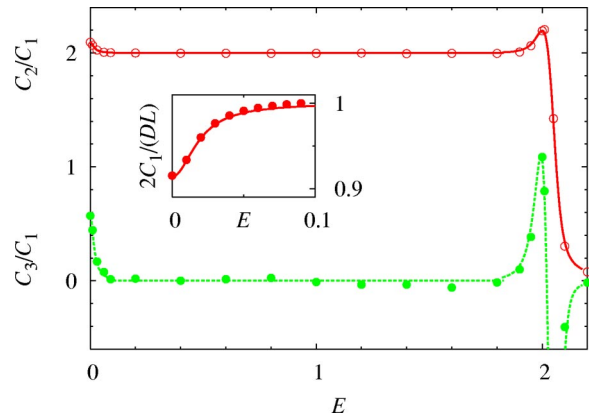


FIG. 3. (Color online) Energy dependence of the ratios of cumulants C_2/C_1 and C_3/C_1 . The inset shows C_1 in units of the perturbative result $DL/2$. The data points are the result of a numerical simulation of the Anderson model with $D=1/150$. The curves are the analytical predictions of this paper ($E < 0.1$), of perturbation theory (Ref. 23) and single-parameter scaling (Ref. 9) ($0.1 < E < 1.8$), and of Ref. 17 ($E > 1.8$).

drawn independently for each site from a box distribution with uniform probability $1/\sqrt{24D}$ over the interval $[-\sqrt{6D}, \sqrt{6D}]$. The data shown in the plots were obtained for $D=1/150$ (identical results are obtained for a Gaussian distribution with the same variance D). The cumulants were determined by averaging over 10^7 disorder realizations.

The result of this computation for the first three cumulants and $E=0$ is shown in Fig. 1. The cumulants all increase linearly with the length L of the wire, and the slopes agree perfectly with Eq. (20) [hence the localization length agrees with Eq. (17) and the ratios of cumulants agree with Eq. (6)]. The comparison is free of any adjustable parameter.

For contrast, the upper panel of Fig. 2 shows the first three cumulants at energy $E=0.1$, where the SPS relations (4) hold and $C_1=DL/2$ follows from perturbation theory.²³ The lower panel shows the results at the band edge $E=2$, which are compared to the predictions $C_1=0.7295 D^{1/3}L$, $C_2=1.602 D^{1/3}L$, $C_3=0.7801 D^{1/3}L$ of Ref. 17.

In Fig. 3, we show the ratios of cumulants C_2/C_1 and C_3/C_1 as a function of energy. The inset shows C_1 . The anomalous region extends up to $E \approx 10D$. Around the band edge, the violations set in for $2-E \lesssim 3D^{2/3}$. Again, perfect

agreement is found between our analytical theory and the results of the numerical simulations.

In summary, we have presented an analytical theory for the distribution function P of the dimensionless conductance g in the localized regime of the Anderson model, Eq. (5). The relations (4) implied by single-parameter scaling theory for the cumulants C_n of $-\ln g$ are violated not only around the band edges $|E|=2$, but also at the band-center energy $E=0$, where the correct values are given by Eq. (6). Since the random-phase approximation is known to break down in both cases, our findings reestablish the relevance of this approximation for single-parameter scaling, which recently has been contested.¹⁵

Whether the single-parameter scaling hypothesis itself breaks down at $E=0$, or just persists in modified form, is an open question. The ratios (6) still imply universal relations between the cumulants for weak on-site disorder, i.e., they do not depend on the distribution function of the random potential. However, it can be questioned whether this universality also extends to additional disorder in the hopping rates, since it is well known that the extreme case of purely off-diagonal disorder results in delocalization at $E=0$.²⁶

¹P. Sheng, *Scattering and Localization of Classical Waves in Random Media* (World Scientific, Singapore, 1990).

²R. Berkovits and S. Feng, Phys. Rep. **238**, 135 (1994).

³P.W. Anderson, Phys. Rev. **109**, 1492 (1958).

⁴For reviews on localization see, e.g., P.A. Lee and T.V. Ramakrishnan, Rev. Mod. Phys. **57**, 287 (1985); B. Kramer and A. MacKinnon, Rep. Prog. Phys. **56**, 1469 (1993); C.W.J. Beenakker, Rev. Mod. Phys. **69**, 731 (1997); A.D. Mirlin, Phys. Rep. **326**, 259 (2000).

⁵R. Landauer, Philos. Mag. **21**, 863 (1970).

⁶R.E. Borland, Proc. R. Soc. London, Ser. A **274**, 529 (1963).

⁷N. Garcia and A.Z. Genack, Phys. Rev. Lett. **66**, 1850 (1991); A.Z. Genack and N. Garcia, *ibid.* **66**, 2064 (1991); A.A. Chabanov and A.Z. Genack, *ibid.* **87**, 233903 (2001).

⁸E. Abrahams, P.W. Anderson, D.C. Licciardello, and T.V. Ramakrishnan, Phys. Rev. Lett. **42**, 673 (1979).

⁹P.W. Anderson, D.J. Thouless, E. Abrahams, and D.S. Fisher, Phys. Rev. B **22**, 3519 (1980).

¹⁰B.L. Altshuler, V.E. Kravtsov, and I.V. Lerner, Pis'ma Zh. Exp. Teor. Fiz. **43**, 342 (1986) JETP Lett. **43**, 441 (1996); Zh. Exp. Teor. Fiz. **91**, 2276 (1986) [Sov. Phys. JETP **64**, 1352 (1986)].

¹¹B. Shapiro, Philos. Mag. B **56**, 1031 (1987); A. Cohen, Y. Roth, and B. Shapiro, Phys. Rev. B **38**, 12 125 (1988).

¹²R. S. Ellis, *Entropy, Large Deviations and Statistical Mechanics* (Springer, New York, 1985).

¹³E. Ott, *Chaos in Dynamical Systems* (Cambridge University Press, Cambridge, 1993).

¹⁴L.I. Deych, D. Zaslavsky, and A.A. Lisyansky, Phys. Rev. Lett. **81**, 5390 (1998).

¹⁵L.I. Deych, A.A. Lisyansky, and B.L. Altshuler, Phys. Rev. Lett. **84**, 2678 (2000); Phys. Rev. B **64**, 224202 (2001).

¹⁶I. M. Lifshitz, S. A. Gredeskul, and L. A. Pastur, *Introduction to the Theory of Disordered Systems* (Wiley, New York, 1988).

¹⁷H. Schomerus and M. Titov, Phys. Rev. E **66**, 066207 (2002).

¹⁸L. I. Deych, M. V. Erementchouk, and A. A. Lisyansky, cond-mat/0207169, Phys. Rev. Lett. (to be published).

¹⁹A.D. Stone, D.C. Allan, and J.D. Joannopoulos, Phys. Rev. B **27**, 836 (1983).

²⁰M. Kappus and F. Wegner, Z. Phys. B: Condens. Matter **45**, 15 (1981).

²¹B. Derrida and E. Gardner, J. Phys. (Paris) **45**, 1283 (1984).

²²I. Goldhirsch, S.H. Noskovicz, and Z. Schuss, Phys. Rev. B **49**, 14 504 (1994).

²³D. J. Thouless, in *Ill-Condensed Matter*, edited by R. Balian, R. Maynard, and G. Toulouse (North-Holland, Amsterdam, 1979).

²⁴P. Lloyd, J. Phys. C **2**, 1717 (1969).

²⁵H.U. Baranger, D.P. DiVincenzo, R.A. Jalabert, and A.D. Stone, Phys. Rev. B **44**, 10 637 (1991).

²⁶G. Theodorou and M.H. Cohen, Phys. Rev. B **13**, 4597 (1976); T.P. Eggarter and R. Riedinger, *ibid.* **18**, 569 (1978).