

**Measurement of the  $ZZ$  production cross section in  $p\bar{p}$  collisions at  $\sqrt{s} = 1.96$  TeV**

V. M. Abazov,<sup>35</sup> B. Abbott,<sup>73</sup> B. S. Acharya,<sup>29</sup> M. Adams,<sup>49</sup> T. Adams,<sup>47</sup> G. D. Alexeev,<sup>35</sup> G. Alkhazov,<sup>39</sup> A. Alton,<sup>61,\*</sup> G. Alverson,<sup>60</sup> G. A. Alves,<sup>2</sup> L. S. Ancu,<sup>34</sup> M. Aoki,<sup>48</sup> M. Arov,<sup>58</sup> A. Askew,<sup>47</sup> B. Åsman,<sup>41</sup> O. Atramentov,<sup>65</sup> C. Avila,<sup>8</sup> J. BackusMayer,<sup>80</sup> F. Badaud,<sup>13</sup> L. Bagby,<sup>48</sup> B. Baldin,<sup>48</sup> D. V. Bandurin,<sup>47</sup> S. Banerjee,<sup>29</sup> E. Barberis,<sup>60</sup> P. Baringer,<sup>56</sup> J. Barreto,<sup>3</sup> J. F. Bartlett,<sup>48</sup> U. Bassler,<sup>18</sup> V. Bazterra,<sup>49</sup> S. Beale,<sup>6</sup> A. Bean,<sup>56</sup> M. Begalli,<sup>3</sup> M. Begel,<sup>71</sup> C. Belanger-Champagne,<sup>41</sup> L. Bellantoni,<sup>48</sup> S. B. Beri,<sup>27</sup> G. Bernardi,<sup>17</sup> R. Bernhard,<sup>22</sup> I. Bertram,<sup>42</sup> M. Besançon,<sup>18</sup> R. Beuselinck,<sup>43</sup> V. A. Bezzubov,<sup>38</sup> P. C. Bhat,<sup>48</sup> V. Bhatnagar,<sup>27</sup> G. Blazey,<sup>50</sup> S. Blessing,<sup>47</sup> K. Bloom,<sup>64</sup> A. Boehnlein,<sup>48</sup> D. Boline,<sup>70</sup> E. E. Boos,<sup>37</sup> G. Borissov,<sup>42</sup> T. Bose,<sup>59</sup> A. Brandt,<sup>76</sup> O. Brandt,<sup>23</sup> R. Brock,<sup>62</sup> G. Brooijmans,<sup>68</sup> A. Bross,<sup>48</sup> D. Brown,<sup>17</sup> J. Brown,<sup>17</sup> X. B. Bu,<sup>48</sup> M. Buehler,<sup>79</sup> V. Buescher,<sup>24</sup> V. Bunichev,<sup>37</sup> S. Burdin,<sup>42,†</sup> T. H. Burnett,<sup>80</sup> C. P. Buszello,<sup>41</sup> B. Calpas,<sup>15</sup> E. Camacho-Pérez,<sup>32</sup> M. A. Carrasco-Lizarraga,<sup>56</sup> B. C. K. Casey,<sup>48</sup> H. Castilla-Valdez,<sup>32</sup> S. Chakrabarti,<sup>70</sup> D. Chakraborty,<sup>50</sup> K. M. Chan,<sup>54</sup> A. Chandra,<sup>78</sup> G. Chen,<sup>56</sup> S. Chevalier-Théry,<sup>18</sup> D. K. Cho,<sup>75</sup> S. W. Cho,<sup>31</sup> S. Choi,<sup>31</sup> B. Choudhary,<sup>28</sup> S. Cihangir,<sup>48</sup> D. Claes,<sup>64</sup> J. Clutter,<sup>56</sup> M. Cooke,<sup>48</sup> W. E. Cooper,<sup>48</sup> M. Corcoran,<sup>78</sup> F. Couderc,<sup>18</sup> M.-C. Cousinou,<sup>15</sup> A. Croc,<sup>18</sup> D. Cutts,<sup>75</sup> A. Das,<sup>45</sup> G. Davies,<sup>43</sup> K. De,<sup>76</sup> S. J. de Jong,<sup>34</sup> E. De La Cruz-Burelo,<sup>32</sup> F. Déliot,<sup>18</sup> M. Demarteau,<sup>48</sup> R. Demina,<sup>69</sup> D. Denisov,<sup>48</sup> S. P. Denisov,<sup>38</sup> S. Desai,<sup>48</sup> C. Deterre,<sup>18</sup> K. DeVaughan,<sup>64</sup> H. T. Diehl,<sup>48</sup> M. Diesburg,<sup>48</sup> A. Dominguez,<sup>64</sup> T. Dorland,<sup>80</sup> A. Dubey,<sup>28</sup> L. V. Dudko,<sup>37</sup> D. Duggan,<sup>65</sup> A. Duperrin,<sup>15</sup> S. Dutt,<sup>27</sup> A. Dyshkant,<sup>50</sup> M. Eads,<sup>64</sup> D. Edmunds,<sup>62</sup> J. Ellison,<sup>46</sup> V. D. Elvira,<sup>48</sup> Y. Enari,<sup>17</sup> H. Evans,<sup>52</sup> A. Evdokimov,<sup>71</sup> V. N. Evdokimov,<sup>38</sup> G. Facini,<sup>60</sup> T. Ferbel,<sup>69</sup> F. Fiedler,<sup>24</sup> F. Filthaut,<sup>34</sup> W. Fisher,<sup>62</sup> H. E. Fisk,<sup>48</sup> M. Fortner,<sup>50</sup> H. Fox,<sup>42</sup> S. Fuess,<sup>48</sup> A. Garcia-Bellido,<sup>69</sup> V. Gavrilov,<sup>36</sup> P. Gay,<sup>13</sup> W. Geng,<sup>15,62</sup> D. Gerbaudo,<sup>66</sup> C. E. Gerber,<sup>49</sup> Y. Gershtein,<sup>65</sup> G. Ginther,<sup>48,69</sup> G. Golovanov,<sup>35</sup> A. Goussiou,<sup>80</sup> P. D. Grannis,<sup>70</sup> S. Greder,<sup>19</sup> H. Greenlee,<sup>48</sup> Z. D. Greenwood,<sup>58</sup> E. M. Gregores,<sup>4</sup> G. Grenier,<sup>20</sup> Ph. Gris,<sup>13</sup> J.-F. Grivaz,<sup>16</sup> A. Grohsjean,<sup>18</sup> S. Grünendahl,<sup>48</sup> M. W. Grünewald,<sup>30</sup> T. Guillemin,<sup>16</sup> F. Guo,<sup>70</sup> G. Gutierrez,<sup>48</sup> P. Gutierrez,<sup>73</sup> A. Haas,<sup>68,‡</sup> S. Hagopian,<sup>47</sup> J. Haley,<sup>60</sup> L. Han,<sup>7</sup> K. Harder,<sup>44</sup> A. Harel,<sup>69</sup> J. M. Hauptman,<sup>55</sup> J. Hays,<sup>43</sup> T. Head,<sup>44</sup> T. Hebbeker,<sup>21</sup> D. Hedin,<sup>50</sup> H. Hegab,<sup>74</sup> A. P. Heinson,<sup>46</sup> U. Heintz,<sup>75</sup> C. Hensel,<sup>23</sup> I. Heredia-De La Cruz,<sup>32</sup> K. Herner,<sup>61</sup> G. Hesketh,<sup>44,§</sup> M. D. Hildreth,<sup>54</sup> R. Hirosky,<sup>79</sup> T. Hoang,<sup>47</sup> J. D. Hobbs,<sup>70</sup> B. Hoeneisen,<sup>12</sup> M. Hohlfeld,<sup>24</sup> R. Hooper,<sup>75,††</sup> Z. Hubacek,<sup>10,18</sup> N. Huske,<sup>17</sup> V. Hynek,<sup>10</sup> I. Iashvili,<sup>67</sup> R. Illingworth,<sup>48</sup> A. S. Ito,<sup>48</sup> S. Jabeen,<sup>75</sup> M. Jaffré,<sup>16</sup> D. Jamin,<sup>15</sup> A. Jayasinghe,<sup>73</sup> R. Jesik,<sup>43</sup> K. Johns,<sup>45</sup> M. Johnson,<sup>48</sup> D. Johnston,<sup>64</sup> A. Jonckheere,<sup>48</sup> P. Jonsson,<sup>43</sup> J. Joshi,<sup>27</sup> A. W. Jung,<sup>48</sup> A. Juste,<sup>40</sup> K. Kaadze,<sup>57</sup> E. Kajfasz,<sup>15</sup> D. Karmanov,<sup>37</sup> P. A. Kasper,<sup>48</sup> I. Katsanos,<sup>64</sup> R. Kehoe,<sup>77</sup> S. Kermiche,<sup>15</sup> N. Khalatyan,<sup>48</sup> A. Khanov,<sup>74</sup> A. Kharchilava,<sup>67</sup> Y. N. Kharzhev,<sup>35</sup> D. Khatidze,<sup>75</sup> M. H. Kirby,<sup>51</sup> J. M. Kohli,<sup>27</sup> A. V. Kozelov,<sup>38</sup> J. Kraus,<sup>62</sup> S. Kulikov,<sup>38</sup> A. Kumar,<sup>67</sup> A. Kupco,<sup>11</sup> T. Kurča,<sup>20</sup> V. A. Kuzmin,<sup>37</sup> J. Kvita,<sup>9</sup> S. Lammers,<sup>52</sup> G. Landsberg,<sup>75</sup> P. Lebrun,<sup>20</sup> H. S. Lee,<sup>31</sup> S. W. Lee,<sup>55</sup> W. M. Lee,<sup>48</sup> J. Lellouch,<sup>17</sup> L. Li,<sup>46</sup> Q. Z. Li,<sup>48</sup> S. M. Lietti,<sup>5</sup> J. K. Lim,<sup>31</sup> D. Lincoln,<sup>48</sup> J. Linnemann,<sup>62</sup> V. V. Lipaev,<sup>38</sup> R. Lipton,<sup>48</sup> Y. Liu,<sup>7</sup> Z. Liu,<sup>6</sup> A. Lobodenko,<sup>39</sup> M. Lokajicek,<sup>11</sup> R. Lopes de Sa,<sup>70</sup> H. J. Lubatti,<sup>80</sup> R. Luna-Garcia,<sup>32,||</sup> A. L. Lyon,<sup>48</sup> A. K. A. Maciel,<sup>2</sup> D. Mackin,<sup>78</sup> R. Madar,<sup>18</sup> R. Magaña-Villalba,<sup>32</sup> S. Malik,<sup>64</sup> V. L. Malyshev,<sup>35</sup> Y. Maravin,<sup>57</sup> J. Martínez-Ortega,<sup>32</sup> R. McCarthy,<sup>70</sup> C. L. McGivern,<sup>56</sup> M. M. Meijer,<sup>34</sup> A. Melnitchouk,<sup>63</sup> D. Menezes,<sup>50</sup> P. G. Mercadante,<sup>4</sup> M. Merkin,<sup>37</sup> A. Meyer,<sup>21</sup> J. Meyer,<sup>23</sup> F. Miconi,<sup>19</sup> N. K. Mondal,<sup>29</sup> G. S. Muanza,<sup>15</sup> M. Mulhearn,<sup>79</sup> E. Nagy,<sup>15</sup> M. Naimuddin,<sup>28</sup> M. Narain,<sup>75</sup> R. Nayyar,<sup>28</sup> H. A. Neal,<sup>61</sup> J. P. Negret,<sup>8</sup> P. Neustroev,<sup>39</sup> S. F. Novaes,<sup>5</sup> T. Nunnemann,<sup>25</sup> G. Obrant,<sup>39</sup> J. Orduna,<sup>78</sup> N. Osman,<sup>15</sup> J. Osta,<sup>54</sup> G. J. Otero y Garzón,<sup>1</sup> M. Padilla,<sup>46</sup> A. Pal,<sup>76</sup> N. Parashar,<sup>53</sup> V. Parihar,<sup>75</sup> S. K. Park,<sup>31</sup> J. Parsons,<sup>68</sup> R. Partridge,<sup>75,‡</sup> N. Parua,<sup>52</sup> A. Patwa,<sup>71</sup> B. Penning,<sup>48</sup> M. Perfilov,<sup>37</sup> K. Peters,<sup>44</sup> Y. Peters,<sup>44</sup> K. Petridis,<sup>44</sup> G. Petrillo,<sup>69</sup> P. Pétrouff,<sup>16</sup> R. Piegaia,<sup>1</sup> J. Piper,<sup>62</sup> M.-A. Pleier,<sup>71</sup> P. L. M. Podesta-Lerma,<sup>32,¶</sup> V. M. Podstavkov,<sup>48</sup> P. Polozov,<sup>36</sup> A. V. Popov,<sup>38</sup> M. Prewitt,<sup>78</sup> D. Price,<sup>52</sup> N. Prokopenko,<sup>38</sup> S. Protopopescu,<sup>71</sup> J. Qian,<sup>61</sup> A. Quadt,<sup>23</sup> B. Quinn,<sup>63</sup> M. S. Rangel,<sup>2</sup> K. Ranjan,<sup>28</sup> P. N. Ratoff,<sup>42</sup> I. Razumov,<sup>38</sup> P. Renkel,<sup>77</sup> M. Rijssenbeek,<sup>70</sup> I. Ripp-Baudot,<sup>19</sup> F. Rizatdinova,<sup>74</sup> M. Rominsky,<sup>48</sup> A. Ross,<sup>42</sup> C. Royon,<sup>18</sup> P. Rubinov,<sup>48</sup> R. Ruchti,<sup>54</sup> G. Safronov,<sup>36</sup> G. Sajot,<sup>14</sup> P. Salcido,<sup>50</sup> A. Sánchez-Hernández,<sup>32</sup> M. P. Sanders,<sup>25</sup> B. Sanghi,<sup>48</sup> A. S. Santos,<sup>5</sup> G. Savage,<sup>48</sup> L. Sawyer,<sup>58</sup> T. Scanlon,<sup>43</sup> R. D. Schamberger,<sup>70</sup> Y. Scheglov,<sup>39</sup> H. Schellman,<sup>51</sup> T. Schliephake,<sup>26</sup> S. Schlobohm,<sup>80</sup> C. Schwanenberger,<sup>44</sup> R. Schwienhorst,<sup>62</sup> J. Sekaric,<sup>56</sup> H. Severini,<sup>73</sup> E. Shabalina,<sup>23</sup> V. Shary,<sup>18</sup> A. A. Shchukin,<sup>38</sup> R. K. Shivpuri,<sup>28</sup> V. Simak,<sup>10</sup> V. Sirotenko,<sup>48</sup> P. Skubic,<sup>73</sup> P. Slattery,<sup>69</sup> D. Smirnov,<sup>54</sup> K. J. Smith,<sup>67</sup> G. R. Snow,<sup>64</sup> J. Snow,<sup>72</sup> S. Snyder,<sup>71</sup> S. Söldner-Rembold,<sup>44</sup> L. Sonnenschein,<sup>21</sup> K. Soustruznik,<sup>9</sup> J. Stark,<sup>14</sup> V. Stolin,<sup>36</sup> D. A. Stoyanova,<sup>38</sup> M. Strauss,<sup>73</sup> D. Strom,<sup>49</sup> L. Stutte,<sup>48</sup> L. Suter,<sup>44</sup> P. Svoisky,<sup>73</sup> M. Takahashi,<sup>44</sup> A. Tanasijczuk,<sup>1</sup> W. Taylor,<sup>6</sup> M. Titov,<sup>18</sup> V. V. Tokmenin,<sup>35</sup> Y.-T. Tsai,<sup>69</sup> D. Tsybychev,<sup>70</sup> B. Tuchming,<sup>18</sup> C. Tully,<sup>66</sup> L. Uvarov,<sup>39</sup> S. Uvarov,<sup>39</sup> S. Uzunyan,<sup>50</sup> R. Van Kooten,<sup>52</sup> W. M. van Leeuwen,<sup>33</sup> N. Varelas,<sup>49</sup> E. W. Varnes,<sup>45</sup> I. A. Vasilyev,<sup>38</sup> P. Verdier,<sup>20</sup> L. S. Vertogradov,<sup>35</sup> M. Verzocchi,<sup>48</sup> M. Vesterinen,<sup>44</sup> D. Vilanova,<sup>18</sup> P. Vokac,<sup>10</sup>

H. D. Wahl,<sup>47</sup> M. H. L. S. Wang,<sup>69</sup> J. Warchol,<sup>54</sup> G. Watts,<sup>80</sup> M. Wayne,<sup>54</sup> M. Weber,<sup>48,\*\*</sup> L. Welty-Rieger,<sup>51</sup> A. White,<sup>76</sup> D. Wicke,<sup>26</sup> M. R. J. Williams,<sup>42</sup> G. W. Wilson,<sup>56</sup> M. Wobisch,<sup>58</sup> D. R. Wood,<sup>60</sup> T. R. Wyatt,<sup>44</sup> Y. Xie,<sup>48</sup> C. Xu,<sup>61</sup> S. Yacoob,<sup>51</sup> R. Yamada,<sup>48</sup> W.-C. Yang,<sup>44</sup> T. Yasuda,<sup>48</sup> Y. A. Yatsunenko,<sup>35</sup> Z. Ye,<sup>48</sup> H. Yin,<sup>48</sup> K. Yip,<sup>71</sup> S. W. Youn,<sup>48</sup> J. Yu,<sup>76</sup> S. Zelitch,<sup>79</sup> T. Zhao,<sup>80</sup> B. Zhou,<sup>61</sup> J. Zhu,<sup>61</sup> M. Zielinski,<sup>69</sup> D. Zieminska,<sup>52</sup> and L. Zivkovic<sup>75</sup>

(The D0 Collaboration)

- <sup>1</sup>Universidad de Buenos Aires, Buenos Aires, Argentina  
<sup>2</sup>LAFEX, Centro Brasileiro de Pesquisas Físicas, Rio de Janeiro, Brazil  
<sup>3</sup>Universidade do Estado do Rio de Janeiro, Rio de Janeiro, Brazil  
<sup>4</sup>Universidade Federal do ABC, Santo André, Brazil  
<sup>5</sup>Instituto de Física Teórica, Universidade Estadual Paulista, São Paulo, Brazil  
<sup>6</sup>Simon Fraser University, Vancouver, British Columbia, and York University, Toronto, Ontario, Canada  
<sup>7</sup>University of Science and Technology of China, Hefei, People's Republic of China  
<sup>8</sup>Universidad de los Andes, Bogotá, Colombia  
<sup>9</sup>Charles University, Faculty of Mathematics and Physics, Center for Particle Physics, Prague, Czech Republic  
<sup>10</sup>Czech Technical University in Prague, Prague, Czech Republic  
<sup>11</sup>Center for Particle Physics, Institute of Physics, Academy of Sciences of the Czech Republic, Prague, Czech Republic  
<sup>12</sup>Universidad San Francisco de Quito, Quito, Ecuador  
<sup>13</sup>LPC, Université Blaise Pascal, CNRS/IN2P3, Clermont, France  
<sup>14</sup>LPSC, Université Joseph Fourier Grenoble 1, CNRS/IN2P3, Institut National Polytechnique de Grenoble, Grenoble, France  
<sup>15</sup>CPPM, Aix-Marseille Université, CNRS/IN2P3, Marseille, France  
<sup>16</sup>LAL, Université Paris-Sud, CNRS/IN2P3, Orsay, France  
<sup>17</sup>LPNHE, Universités Paris VI and VII, CNRS/IN2P3, Paris, France  
<sup>18</sup>CEA, Irfu, SPP, Saclay, France  
<sup>19</sup>IPHC, Université de Strasbourg, CNRS/IN2P3, Strasbourg, France  
<sup>20</sup>IPNL, Université Lyon 1, CNRS/IN2P3, Villeurbanne, France and Université de Lyon, Lyon, France  
<sup>21</sup>III. Physikalisches Institut A, RWTH Aachen University, Aachen, Germany  
<sup>22</sup>Physikalisches Institut, Universität Freiburg, Freiburg, Germany  
<sup>23</sup>II. Physikalisches Institut, Georg-August-Universität Göttingen, Göttingen, Germany  
<sup>24</sup>Institut für Physik, Universität Mainz, Mainz, Germany  
<sup>25</sup>Ludwig-Maximilians-Universität München, München, Germany  
<sup>26</sup>Fachbereich Physik, Bergische Universität Wuppertal, Wuppertal, Germany  
<sup>27</sup>Panjab University, Chandigarh, India  
<sup>28</sup>Delhi University, Delhi, India  
<sup>29</sup>Tata Institute of Fundamental Research, Mumbai, India  
<sup>30</sup>University College Dublin, Dublin, Ireland  
<sup>31</sup>Korea Detector Laboratory, Korea University, Seoul, Korea  
<sup>32</sup>CINVESTAV, Mexico City, Mexico  
<sup>33</sup>FOM-Institute NIKHEF and University of Amsterdam/NIKHEF, Amsterdam, The Netherlands  
<sup>34</sup>Radboud University Nijmegen/NIKHEF, Nijmegen, The Netherlands  
<sup>35</sup>Joint Institute for Nuclear Research, Dubna, Russia  
<sup>36</sup>Institute for Theoretical and Experimental Physics, Moscow, Russia  
<sup>37</sup>Moscow State University, Moscow, Russia  
<sup>38</sup>Institute for High Energy Physics, Protvino, Russia  
<sup>39</sup>Petersburg Nuclear Physics Institute, St. Petersburg, Russia  
<sup>40</sup>Institució Catalana de Recerca i Estudis Avançats (ICREA) and Institut de Física d'Altes Energies (IFAE), Barcelona, Spain  
<sup>41</sup>Stockholm University, Stockholm and Uppsala University, Uppsala, Sweden  
<sup>42</sup>Lancaster University, Lancaster LA1 4YB, United Kingdom  
<sup>43</sup>Imperial College London, London SW7 2AZ, United Kingdom  
<sup>44</sup>The University of Manchester, Manchester M13 9PL, United Kingdom  
<sup>45</sup>University of Arizona, Tucson, Arizona 85721, USA  
<sup>46</sup>University of California Riverside, Riverside, California 92521, USA  
<sup>47</sup>Florida State University, Tallahassee, Florida 32306, USA  
<sup>48</sup>Fermi National Accelerator Laboratory, Batavia, Illinois 60510, USA  
<sup>49</sup>University of Illinois at Chicago, Chicago, Illinois 60607, USA  
<sup>50</sup>Northwestern Illinois University, DeKalb, Illinois 60115, USA  
<sup>51</sup>Northwestern University, Evanston, Illinois 60208, USA  
<sup>52</sup>Indiana University, Bloomington, Indiana 47405, USA

<sup>53</sup>*Purdue University Calumet, Hammond, Indiana 46323, USA*<sup>54</sup>*University of Notre Dame, Notre Dame, Indiana 46556, USA*<sup>55</sup>*Iowa State University, Ames, Iowa 50011, USA*<sup>56</sup>*University of Kansas, Lawrence, Kansas 66045, USA*<sup>57</sup>*Kansas State University, Manhattan, Kansas 66506, USA*<sup>58</sup>*Louisiana Tech University, Ruston, Louisiana 71272, USA*<sup>59</sup>*Boston University, Boston, Massachusetts 02215, USA*<sup>60</sup>*Northeastern University, Boston, Massachusetts 02115, USA*<sup>61</sup>*University of Michigan, Ann Arbor, Michigan 48109, USA*<sup>62</sup>*Michigan State University, East Lansing, Michigan 48824, USA*<sup>63</sup>*University of Mississippi, University, Mississippi 38677, USA*<sup>64</sup>*University of Nebraska, Lincoln, Nebraska 68588, USA*<sup>65</sup>*Rutgers University, Piscataway, New Jersey 08855, USA*<sup>66</sup>*Princeton University, Princeton, New Jersey 08544, USA*<sup>67</sup>*State University of New York, Buffalo, New York 14260, USA*<sup>68</sup>*Columbia University, New York, New York 10027, USA*<sup>69</sup>*University of Rochester, Rochester, New York 14627, USA*<sup>70</sup>*State University of New York, Stony Brook, New York 11794, USA*<sup>71</sup>*Brookhaven National Laboratory, Upton, New York 11973, USA*<sup>72</sup>*Langston University, Langston, Oklahoma 73050, USA*<sup>73</sup>*University of Oklahoma, Norman, Oklahoma 73019, USA*<sup>74</sup>*Oklahoma State University, Stillwater, Oklahoma 74078, USA*<sup>75</sup>*Brown University, Providence, Rhode Island 02912, USA*<sup>76</sup>*University of Texas, Arlington, Texas 76019, USA*<sup>77</sup>*Southern Methodist University, Dallas, Texas 75275, USA*<sup>78</sup>*Rice University, Houston, Texas 77005, USA*<sup>79</sup>*University of Virginia, Charlottesville, Virginia 22901, USA*<sup>80</sup>*University of Washington, Seattle, Washington 98195, USA*

(Received 14 April 2011; published 6 July 2011)

We present a new measurement of the production cross section  $\sigma(p\bar{p} \rightarrow ZZ)$  at a center-of-mass energy  $\sqrt{s} = 1.96$  TeV, obtained from the analysis of the four charged lepton final state  $\ell^+ \ell^- \ell'^+ \ell'^-$  ( $\ell, \ell' = e$  or  $\mu$ ). We observe ten candidate events with an expected background of  $0.37 \pm 0.13$  events. The measured cross section  $\sigma(p\bar{p} \rightarrow ZZ) = 1.26_{-0.37}^{+0.47}(\text{stat}) \pm 0.14(\text{syst})$  pb is in agreement with NLO QCD predictions. This result is combined with a previous result from the  $ZZ \rightarrow \ell^+ \ell^- \nu \bar{\nu}$  channel resulting in a combined cross section of  $\sigma(p\bar{p} \rightarrow ZZ) = 1.40_{-0.37}^{+0.43}(\text{stat}) \pm 0.14(\text{syst})$  pb.

DOI: 10.1103/PhysRevD.84.011103

PACS numbers: 12.15.Ji, 13.85.Qk, 14.70.Hp

Studies of the pair production of electroweak gauge bosons provide an important test of electroweak theory predictions. The production of pairs of  $Z/\gamma^*$  bosons has the smallest leading order cross section for any standard model (SM) diboson process not involving the Higgs boson. The next-to-leading order (NLO) SM prediction for the  $Z/\gamma^*Z/\gamma^*$  production cross section in  $p\bar{p}$  collisions

at the Fermilab Tevatron Collider at  $\sqrt{s} = 1.96$  TeV is  $\sigma(p\bar{p} \rightarrow Z/\gamma^*Z/\gamma^*) = 1.4 \pm 0.1$  pb [1]. This cross section is evaluated in a high mass region where the masses of the two  $Z/\gamma^*$  bosons are required to be greater than 70 GeV and 50 GeV, respectively. Studies of the  $p\bar{p} \rightarrow Z/\gamma^*Z/\gamma^*$  process are important not only to further test the SM, but also for Higgs boson searches. If the Higgs boson has a mass greater than the  $ZZ$  production threshold of 180 GeV, it will have a significant branching fraction into  $Z$  boson pairs. In this context, SM  $Z/\gamma^*Z/\gamma^*$  production is an important background to Higgs boson searches. Beyond the Higgs sector, the observation of an unexpectedly high cross section could indicate the presence of anomalous  $ZZZ$  or  $ZZ\gamma$  couplings [2] or the existence of extra dimensions [3] or exotic particles.

Previous investigations of  $Z/\gamma^*Z/\gamma^*$  production have been performed both at the Fermilab Tevatron  $p\bar{p}$  and the CERN  $e^+e^-$  (LEP) Colliders [4]. The CDF Collaboration reported evidence of  $ZZ$  production with a significance of

\*With visitor from Augustana College, Sioux Falls, SD, USA.

†With visitor from The University of Liverpool, Liverpool, United Kingdom.

‡With visitor from SLAC, Menlo Park, CA, USA.

§With visitor from University College London, London, United Kingdom.

||With visitor from Centro de Investigacion en Computacion - IPN, Mexico City, Mexico.

¶With visitor from ECFM, Universidad Autonoma de Sinaloa, Culiacán, Mexico.

\*\*With visitor from Universität Bern, Bern, Switzerland.

††With visitor from Bradley University, Peoria, IL, USA.

4.4 standard deviations from combined  $ZZ \rightarrow \ell^+ \ell^- \ell'^+ \ell'^-$  and  $ZZ \rightarrow \ell^+ \ell^- \nu \bar{\nu}$  searches and measured a production cross section of  $\sigma(ZZ) = 1.4_{-0.6}^{+0.7}(\text{stat} + \text{syst})$  pb with  $1.9 \text{ fb}^{-1}$  of integrated luminosity [5]. The D0 Collaboration reported an observation of  $ZZ \rightarrow \ell^+ \ell^- \ell'^+ \ell'^-$  ( $\ell, \ell' = e$  or  $\mu$ ) with  $1.7 \text{ fb}^{-1}$  of integrated luminosity and measured the production cross section to be  $\sigma(ZZ) = 1.75_{-0.86}^{+1.27}(\text{stat}) \pm 0.13(\text{syst})$  pb [6]. That result was combined with a previous  $ZZ \rightarrow \ell^+ \ell^- \ell'^+ \ell'^-$  analysis [7] and an analysis in the  $ZZ \rightarrow \ell^+ \ell^- \nu \bar{\nu}$  channel [8], giving a cross section of  $\sigma(ZZ) = 1.60 \pm 0.63(\text{stat})_{-0.17}^{+0.16} \times (\text{syst})$  pb with a significance of 5.7 standard deviations [6].

In this article, we present a measurement of  $Z/\gamma^*$  boson pair production with subsequent decays to either electron or muon pairs, resulting in final states consisting of four electrons ( $4e$ ), four muons ( $4\mu$ ), or two muons and two electrons ( $2\mu 2e$ ) [9]. We accept events which have more than four leptons, however we only use the four leptons with highest transverse momenta in constructing kinematic variables. As compared with previous publications [5,6] we use a larger data set and more inclusive selection criteria to achieve a reduction of a factor of 2.5 for the statistical uncertainty which dominates the experimental cross section determination. The larger number of events opens the possibility to study  $Z/\gamma^* Z/\gamma^*$  production properties. Thus, we present for the first time several differential distributions. Data used in this analysis were collected with the D0 detector at the Fermilab Tevatron  $p\bar{p}$  Collider at  $\sqrt{s} = 1.96 \text{ TeV}$  between April 2002 and March 2010 and correspond to an integrated luminosity of  $6.4 \pm 0.4 \text{ fb}^{-1}$  [10].

The D0 detector [11] consists of a central tracking system, a calorimeter, and a muon detection system. A silicon microstrip tracker (SMT) and a scintillating fiber tracker (CFT) comprise the tracking system, which provides coverage for pseudorapidity  $|\eta_{\text{det}}| < 3$  [12]. The tracking systems are located within a 2 T superconducting solenoidal magnet. Located immediately before the inner layer of the calorimeter is the central preshower detector (CPS), consisting of approximately one radiation length of absorber followed by three layers of scintillating strips. Calorimetry is provided by three liquid argon and uranium calorimeters. The central calorimeter (CC) provides coverage for  $|\eta_{\text{det}}| < 1.1$ , while the two end-cap calorimeters (EC) extend coverage to  $|\eta_{\text{det}}| < 3.2$ . The calorimeters are sectioned in order of increasing distance from the collision point. The section closest to the collision region is the electromagnetic section (EM), while farther away are the fine hadronic (FH), and the coarse hadronic (CH) sections. A muon system surrounds the calorimeters, consisting of three layers of scintillators and drift tubes and 1.8 T iron toroidal magnets, covering  $|\eta_{\text{det}}| < 2$ .

All events used in this analysis are recorded after satisfying a mixture of single and dilepton triggers. Because of the high transverse momentum of the  $Z/\gamma^*$  decay

products and the number of leptons in the final state, the trigger efficiency exceeds 99%.

The  $4e$  channel requires the presence of four electrons with transverse energies  $E_T > 30, 25, 15,$  and  $15 \text{ GeV}$ , respectively. Electrons can be reconstructed in either the CC region or in the EC region, however at least two electrons must be in the CC region. Electrons must be isolated from other energy clusters in the calorimeter and have a large fraction of their energy deposited in the EM section of the calorimeter. Electrons in the CC are required to satisfy identification criteria based on multivariate discriminants which use calorimeter shower shape, CPS, and tracking information. Several of these parameters are inputs to a neural network (NN), which is used to enhance electron purity. Electrons in the CC are required to have a matched track in the central tracking system. Electrons in the EC are not required to have a track matched to them due to deteriorating tracking coverage for  $|\eta_{\text{det}}| > 2$ , but must satisfy additional shower shape requirements as well as pass tighter NN selections. With no requirement applied on the charge of the electrons to increase selection efficiency, three possible  $Z/\gamma^* Z/\gamma^*$  combinations can be formed for each  $4e$  event. Only events having an invariant mass pair  $> 70 \text{ GeV}$  and the other pair  $> 50 \text{ GeV}$  are considered. Finally, events are split into three categories, depending on the number of electrons in the CC region. Subsamples with two, three, and four electrons in the CC are denoted as  $4e_{2C}$ ,  $4e_{3C}$ , and  $4e_{4C}$ , respectively. This splitting is performed because these subsamples have different levels of background contamination.

For the  $4\mu$  channel, muons are identified as track segments in the muon detector matched to a central track or as a central track matched to a pattern of calorimeter activity consistent with passage of a high momentum muon. The inclusion of muons reconstructed from tracks and calorimeter activity constitutes the most significant enhancement to our selection criteria, approximately a 25% increase in the  $4\mu$  signal efficiency relative to previous studies [6]. Muons identified in the muon system must satisfy quality criteria based on scintillator and wire information, and be synchronous with the beam crossing time to reject background from cosmic rays. At least three muons in the event must be isolated. Muon isolation is dependent upon two cone-based variables. The first variable,  $T_{\text{Halo}}$ , is the sum of the transverse momentum associated with tracks in a cone of radius  $\Delta\mathcal{R} = \sqrt{(\Delta\eta)^2 + (\Delta\phi)^2} = 0.4$  centered on the muon track. The second variable,  $C_{\text{Halo}}$ , is the transverse energy measured in the calorimeter, in an annulus between  $\Delta\mathcal{R} = 0.1$  and  $\Delta\mathcal{R} = 0.4$  centered on the muon track. Muons with muon system reconstructed tracks are considered isolated if  $T_{\text{Halo}}$  is less than 4 GeV. For muons with only a calorimeter signal or where the muon system provides track segments only, a tighter isolation requirement is used:  $T_{\text{Halo}}/p_T^\mu < 0.09$  and  $(C_{\text{Halo}} - 0.005\mathcal{L})/p_T^\mu < 0.09$ , where  $p_T^\mu$  is the transverse

momentum of the muon track, and  $\mathcal{L}$  represents the instantaneous luminosity (in units of  $10^{30} \text{ cm}^{-2} \text{ s}^{-1}$ ,  $\mathcal{L}$  can reach  $\approx 300$ ) which is introduced to account for the occupancy increase due to multiple  $p\bar{p}$  interactions at higher luminosities. We require that the four most energetic muons have ordered transverse momenta  $p_T > 30, 25, 15,$  and  $15$  GeV, respectively. The difference between the distances of closest approach ( $dca$ ) to the  $p\bar{p}$  interaction point in the coordinate along the beam axis for any pair of muon tracks is required to be  $< 3$  cm. The three possible  $Z/\gamma^*Z/\gamma^*$  combinations per event formed without considering muon charge are considered. Candidate events are selected when at least one of the three possible combinations satisfies the same dilepton invariant mass requirements applied in the  $4e$  channel.

For the  $2\mu 2e$  channel, one electron and one muon must have  $E_T(p_T) > 20$  GeV, while the other two leptons must have  $E_T(p_T) > 15$  GeV. All muons and electrons must satisfy the lepton selection criteria defined for the  $4e$  and  $4\mu$  final states, except that only one muon must satisfy the isolation requirements imposed in the  $4\mu$  final state. In addition, electrons and muons are required to be spatially separated by  $\Delta\mathcal{R} > 0.2$ . This requirement is applied to remove  $Z \rightarrow \mu\mu$  background where the muons radiate photons leading to events with two muons and two trackless electron candidates. Events from this channel assume that the muon pair originated from one  $Z/\gamma^*$  and the electron pair originated for the other  $Z/\gamma^*$ . The two same-flavor lepton pairs are required to satisfy the same invariant mass requirements as for the  $4e$  channel. Finally, events are split into three categories depending on the number of electrons in the CC region. Subsamples with zero, one, and two or more electrons in the CC are denoted as  $2\mu 2e_{0C}$ ,  $2\mu 2e_{1C}$ , and  $2\mu 2e_{2C}$ , respectively. As in the  $4e$  channel, this splitting is performed because these subsamples have different levels of background contamination.

A Monte Carlo (MC) simulation is used to determine signal acceptances, efficiencies as well as the expected number of signal events in each channel. All signal acceptances and efficiencies are evaluated after the high  $Z/\gamma^*$  mass thresholds have been applied at the MC generator level. The contribution from  $Z/\gamma^*Z/\gamma^*$  events with at least one  $Z/\gamma^*$  boson decaying into tau pairs is included in the signal. Events are generated using PYTHIA [13] and passed through a detailed GEANT-based [14] simulation of the detector response. Differences between MC and data reconstruction and identification efficiencies for electrons and muons are corrected using efficiencies derived from large data samples of inclusive  $Z \rightarrow \ell\ell$  events.

The background from top quark pair ( $t\bar{t}$ ) production is estimated from simulation with ALPGEN [15] generated events interfaced to PYTHIA. Further background to the  $Z/\gamma^*Z/\gamma^*$  signal originates from events with  $W$  and/or  $Z$  bosons decaying to leptons plus additional jets or photons. The jets can be misidentified as leptons or contain electrons

or muons from in-flight decays of pions, kaons, or heavy-flavored hadrons.

To estimate the background from events with misidentified leptons, we first measure the probability for a jet to produce an electron or muon that satisfies the identification criteria from data. We measure this probability in a separate dijet data sample, selected by requiring at least two jets with  $p_T > 15$  GeV. We require the jet with largest  $p_T$  to pass strict jet identification criteria and we use the second jet to measure the probability for a jet to be misidentified as a lepton. The two jets are required to be separated in azimuth by  $\Delta\phi > 3.0$ . To suppress contamination from  $W + \text{jet}$  events, we require the missing transverse energy  $E_T < 20$  GeV [16]. The lepton identification criteria are applied to the second jet to measure how often a jet mimics an electron or produced a muon.

The probability for a jet to mimic an electron, parametrized in jet  $E_T$  and  $\eta$ , is approximately  $4 \times 10^{-4}$  for the case of CC electrons with a matched track and approximately  $2 \times 10^{-3}$  in the case of EC electrons for which no track match criterion is applied. The probabilities for jets to be misidentified as electrons are then applied to jets in  $eee + \text{jets}$  and  $\mu\mu e + \text{jets}$  data to determine the background to the  $4e$  and  $2\mu 2e$  channels, respectively. This method takes into account contributions from  $Z + \text{jets}$ ,  $Z + \gamma + \text{jets}$ ,  $WZ + \text{jets}$ ,  $WW + \text{jets}$ , and  $W + \text{jets}$  production as well as from events with  $\geq 4$  jets. However, this procedure overestimates these background contributions by approximately 10% since there are two possibilities for a jet in a  $Z + 2\text{jet}$  event to be misidentified as an electron, transforming the event either into a  $eee + \text{jets}$  or a  $\mu\mu e + \text{jets}$  event. To account for this, jet misidentification probabilities are applied to both jets in a sample that contains  $Z$  boson events with two jets. This provides an estimate of the contribution from  $Z + 2\text{jet}$  production with a jet misidentified as an electron. This contribution is subtracted from the measured background rate determined using  $eee + \text{jets}$  and  $\mu\mu e + \text{jets}$  events to provide the final background estimate.

The probability for a 15 GeV (100 GeV) jet to produce a muon of  $p_T > 15$  GeV is approximately  $7 \times 10^{-4}$  ( $10^{-2}$ ) without requiring muon isolation, and approximately  $4 \times 10^{-4}$  ( $2 \times 10^{-3}$ ) when the muon is required to be isolated. The probabilities for jets to contain a muon are applied to jets in  $\mu\mu + \text{jets}$  and  $ee + \text{jets}$  data to estimate the background for the  $4\mu$  and  $2\mu 2e$  channels.

Another possible background in the  $4\mu$  and  $2\mu 2e$  channels is from cosmic ray muons. The probability for cosmic ray muons to cross at the interaction region near the time of the  $p\bar{p}$  collision is small, nonetheless we estimate this background using data. The estimation is done by reversing combinations of the  $4\mu$  sample selection requirements, such as scintillator timing and  $dca$  criteria. This procedure yields rejection factors which are then applied to a cosmic ray enhanced data sample. The resulting background from

cosmic rays in the  $4\mu$  and  $2\mu 2e$  samples is less than 0.01 event for each channel.

We also estimate the contribution of  $Z/\gamma^*Z/\gamma^*$  production with low invariant mass lepton pairs ( $< 70$  GeV and  $< 50$  GeV) that pass the kinematic selection criteria due to detector and reconstruction effects. This migration contribution is found from our signal MC where we select events that fail the generator level mass selection. This small contribution is corrected for in the cross section measurement.

Table I summarizes the expected signal and background contributions to each channel, as well as the numbers of candidate events in data. The systematic uncertainty for the signal yield is dominated by a 6% uncertainty on the luminosity measurement [10], the theoretical cross section uncertainty of 7%, and the uncertainty on the four-lepton reconstruction efficiencies of  $\approx 10\%$ . Additional smaller systematic uncertainties arise from modeling energy and momentum resolutions and from MC modeling of the signal kinematics. A systematic uncertainty of 20% on the jet-to-electron misidentification probability is estimated by varying the selection criteria of the control samples. Systematic uncertainties on background from jets containing a muon arise from the 40% uncertainty in measured misidentification rates and from the limited statistics of the data remaining in the samples after selection. The  $t\bar{t}$  background systematic uncertainty includes the 7% uncertainty on  $\sigma(t\bar{t})$ , as well as contributions from the variation in cross section and acceptance originating from the uncertainty on the mass of the top quark.

The expected number of signal and background events are  $8.73 \pm 1.22$  and  $0.37 \pm 0.13$ , respectively. We observe a total of ten candidate events, three in the  $4e$  channel, four in the  $4\mu$  channel, and three in the  $2\mu 2e$  channel.

Figs. 1–4 show four kinematic distributions of the data compared to the expected signal and background. In the  $eeee$  and  $\mu\mu\mu\mu$  channels there can be up to three possible pairings of the four leptons which satisfy the invariant mass requirements used to select candidate events. If two or more combinations satisfy the invariant mass requirements we select the one in which both dilepton pairs have an

invariant mass closest to the nominal  $Z$  boson mass for the distributions shown in Figs. 1 and 3. Figure 1 shows the distribution of dilepton masses (two entries per event), Fig. 2 the transverse momentum of the  $Z/\gamma^*Z/\gamma^*$  system. Figure 3 displays the azimuthal angle  $\phi_{\text{decay}}$ , i.e., the angle through which the lepton side of one of the  $Z/\gamma^*$  boson decay planes is rotated into the lepton side of the other  $Z/\gamma^*$  boson decay plane, as measured in the  $Z/\gamma^*Z/\gamma^*$  center-of-mass frame. This angle is discriminating against background for high mass Higgs bosons. The construction of  $\phi_{\text{decay}}$  used in this article follows the definition in [17]. Figure 4 displays the invariant mass of the  $Z/\gamma^*Z/\gamma^*$  system. Additional differential distributions and event information for the selected sample of events are shown in [18].

The distributions shown are consistent with the expectation of a SM  $Z/\gamma^*Z/\gamma^*$  signal and small background. We therefore proceed to measure the  $p\bar{p} \rightarrow Z/\gamma^*Z/\gamma^*$  production cross section  $\sigma \equiv \sigma(p\bar{p} \rightarrow Z/\gamma^*Z/\gamma^*)$ . Using the following likelihood function:

$$L(N_j^{\text{obs}}, \mu_j) = \prod_{j=1}^7 \frac{\mu_j^{N_j^{\text{obs}}}}{N_j^{\text{obs}}!} e^{-\mu_j}, \quad (1)$$

where  $N_j^{\text{obs}}$  is the observed number of events given an expected signal and background yield of

$$\mu_j = \sigma \times A_j \times \mathcal{B}_j \times \mathcal{L}_j + N_j^{\text{bkgd}}. \quad (2)$$

Here,  $A_j$  is the acceptance times efficiency,  $\mathcal{L}_j$  is the integrated luminosity,  $\mathcal{B}_j$  is the branching fraction, and  $N_j^{\text{bkgd}}$  is the expected background for channel  $j$ . The cross section  $\sigma$  is obtained by minimizing  $-\ln(L)$ . The statistical uncertainty on  $\sigma$  is obtained by varying the  $-\ln(L)$  by half a unit above the minimum. Systematic uncertainties are propagated to cross section uncertainties via variations in the likelihood function due to each independent systematic source. These likelihood variations are then summed in quadrature to obtain the total systematic uncertainty.

The production cross section within the kinematic region with high  $Z/\gamma^*$  invariant masses is measured to

TABLE I. The expected number of  $Z/\gamma^*Z/\gamma^*$  and background events [ $t\bar{t}$ ,  $W/Z/\gamma$  + jets, and cosmic ray contributions], and the number of observed candidates in the seven  $Z/\gamma^*Z/\gamma^* \rightarrow \ell^+\ell^-\ell'^+\ell'^-$  channels. The expected number of  $Z/\gamma^*Z/\gamma^*$  events assumes the NLO theoretical cross section of 1.4 pb. Uncertainties reflect statistical and systematic contributions added in quadrature.

Channel	$4e_{2C}$	$4e_{3C}$	$4e_{4C}$	$4\mu$	$2\mu 2e_{0C}$	$2\mu 2e_{1C}$	$2\mu 2e_{2C}$
$Z/\gamma^*Z/\gamma^*$	$0.31 \pm 0.05$	$0.73 \pm 0.12$	$0.69 \pm 0.11$	$2.57 \pm 0.36$	$0.24 \pm 0.03$	$1.41 \pm 0.18$	$2.58 \pm 0.33$
$Z/\gamma^*Z/\gamma^*$ Migration	$0.019^{+0.007}_{-0.004}$	$0.027^{+0.006}_{-0.005}$	$0.020^{+0.008}_{-0.006}$	$0.106^{+0.027}_{-0.015}$	$0.002^{+0.002}_{-0.001}$	$0.002^{+0.001}_{-0.001}$	$0.008^{+0.003}_{-0.002}$
$W/Z/\gamma$ + jets	$0.065 \pm 0.013$	$0.041 \pm 0.007$	$0.024 \pm 0.007$	$0.035 \pm 0.015$	$0.030^{+0.011}_{-0.009}$	$0.057^{+0.010}_{-0.009}$	$0.078^{+0.015}_{-0.014}$
Cosmics	...	...	...	$< 0.01$	$< 0.001$	$< 0.003$	$< 0.006$
$t\bar{t}$	...	...	...	...	$0.0013^{+0.0010}_{-0.0009}$	$0.0138^{+0.0070}_{-0.0069}$	$0.0091^{+0.0041}_{-0.0039}$
Total background	$0.07 \pm 0.01$	$0.04 \pm 0.01$	$0.02 \pm 0.01$	$0.05 \pm 0.02$	$0.03 \pm 0.01$	$0.07 \pm 0.01$	$0.09 \pm 0.02$
Total signal	$0.33 \pm 0.06$	$0.76 \pm 0.13$	$0.71 \pm 0.12$	$2.68 \pm 0.39$	$0.24 \pm 0.03$	$1.41 \pm 0.18$	$2.59 \pm 0.33$
Observed events	0	1	2	4	0	1	2

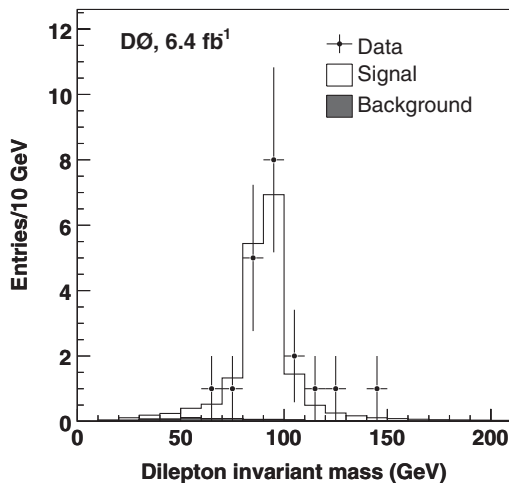


FIG. 1. Distribution of the dilepton masses compared to the expected signal and background.

be  $\sigma(p\bar{p} \rightarrow Z/\gamma^*Z/\gamma^*) = 1.33_{-0.40}^{+0.50}(\text{stat}) \pm 0.12(\text{syst}) \pm 0.09(\text{lumi})$  pb. This result is consistent with the SM prediction of  $1.4 \pm 0.1$  pb. The total uncertainty reflects an improvement by a factor of approximately 2.5 relative to our previous four charged lepton measurement [6]. Based on this result we also quote a measurement of the on-shell  $\sigma(p\bar{p} \rightarrow ZZ)$  cross section. A correction factor of 0.93 is used to convert the measured cross section for  $Z/\gamma^*Z/\gamma^*$  into that for  $ZZ$  production. This factor is estimated using PYTHIA by turning off the  $\gamma^*$  contributions in the simulation. Using this conversion factor, we measure  $\sigma(p\bar{p} \rightarrow ZZ) = 1.24_{-0.37}^{+0.47}(\text{stat}) \pm 0.11(\text{syst}) \pm 0.08(\text{lumi})$  pb.

The significance of the observed event distribution is found by using a negative log-likelihood ratio (NLLR) test statistic defined as  $-2 \ln(L_{S+B}/L_B)$ , where  $L_B$  and  $L_{S+B}$  are Poisson likelihood functions for background and signal plus background, respectively [19]. As input we use the

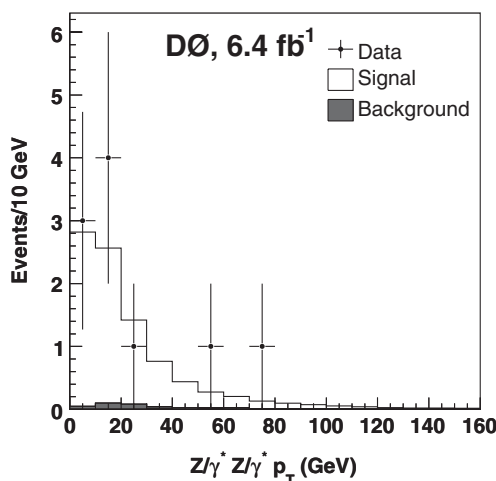


FIG. 2. Distribution of  $Z/\gamma^*Z/\gamma^* p_T$  compared to the expected signal and background.

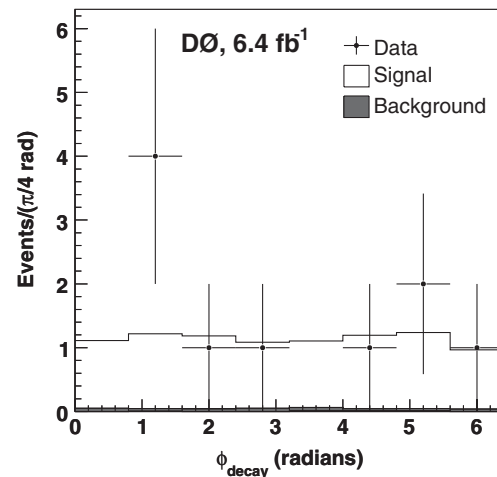


FIG. 3. Distribution of the azimuthal angle  $\phi_{\text{decay}}$  for the decay planes of the  $Z/\gamma^*$  bosons compared to the expected signal and background.

expected numbers of events from signal and background, separated into the seven channels, compared to the observed numbers of data events. The significance is obtained by generating many pseudoexperiments which are created by varying the signal and background around their central predicted values, thus creating a distribution of NLLRs. The mean numbers of expected signal and background events per pseudoexperiment are varied according to their systematic uncertainties. The method gives the probability ( $p$ -value) of the background fluctuating to give the observed yields or higher. In  $2 \times 10^9$  background pseudoexperiments, we find zero trials with an NLLR value smaller or equal to that observed in data. This gives a  $p$ -value of less than  $10^{-9}$ . The equivalent probability for a Gaussian distribution is greater than 6 standard deviations.

Finally, this result is combined with the result from the independent  $ZZ \rightarrow \ell^+ \ell^- \nu \bar{\nu}$  analysis [8]. The combination

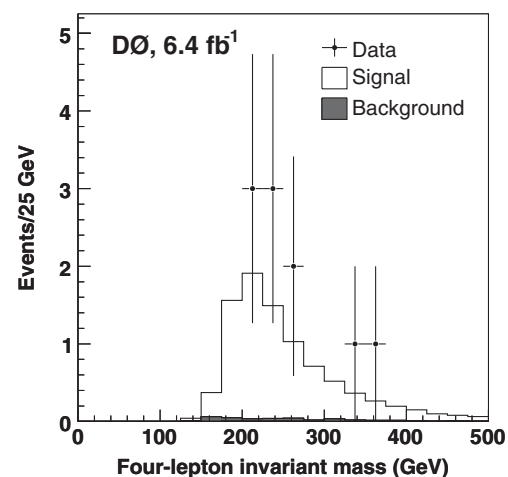


FIG. 4. Distribution of four-lepton invariant mass compared to the expected signal and background.

is done by adding the  $ZZ \rightarrow \ell^+ \ell^- \nu \bar{\nu}$  results in dielectron and dimuon final states to our likelihood calculation as additional channels. Correlations of systematic uncertainties are accounted for between the two analyses. The combined result is  $\sigma(p\bar{p} \rightarrow ZZ) = 1.40_{-0.37}^{+0.43}(\text{stat}) \pm 0.14(\text{syst})$  pb.

In summary, the  $Z/\gamma^*Z/\gamma^*$  cross section in  $p\bar{p}$  interactions at  $\sqrt{s} = 1.96$  TeV is measured to be  $1.33_{-0.40}^{+0.50}(\text{stat}) \pm 0.12(\text{syst}) \pm 0.09(\text{lumi})$  pb. The on-shell  $ZZ$  production cross section is  $1.24_{-0.37}^{+0.47}(\text{stat}) \pm 0.11(\text{syst}) \pm 0.08(\text{lumi})$  pb. The new D0 combined result is  $\sigma(p\bar{p} \rightarrow ZZ) = 1.40_{-0.37}^{+0.43}(\text{stat}) \pm 0.14(\text{syst})$  pb. These results constitute the most precise measurement to date of the  $p\bar{p} \rightarrow Z/\gamma^*Z/\gamma^*$  and  $p\bar{p} \rightarrow ZZ$  cross sections and demonstrate sufficient statistics for an examination of  $Z/\gamma^*Z/\gamma^*$  kinematic distributions. The kinematic

distributions of the 10 observed events are consistent with the SM predictions.

We thank the staffs at Fermilab and collaborating institutions, and acknowledge support from the DOE and NSF (USA); CEA and CNRS/IN2P3 (France); FASI, Rosatom and RFBR (Russia); CNPq, FAPERJ, FAPESP and FUNDUNESP (Brazil); DAE and DST (India); Colciencias (Colombia); CONACyT (Mexico); KRF and KOSEF (Korea); CONICET and UBACyT (Argentina); FOM (The Netherlands); STFC and the Royal Society (United Kingdom); MSMT and GACR (Czech Republic); CRC Program and NSERC (Canada); BMBF and DFG (Germany); SFI (Ireland); The Swedish Research Council (Sweden); and CAS and CNSF (China).

- 
- [1] J. M. Campbell and R. K. Ellis, *Phys. Rev. D* **60**, 113006 (1999).
- [2] U. Baur and D. Rainwater, *Phys. Rev. D* **62**, 113011 (2000).
- [3] M. Kober, B. Koch, and M. Bleicher, *Phys. Rev. D* **76**, 125001 (2007).
- [4] R. Barate *et al.* (ALEPH Collaboration), *Phys. Lett. B* **469**, 287 (1999); J. Abdallah *et al.* (DELPHI Collaboration), *Eur. Phys. J. C* **30**, 447 (2003); M. Acciarri *et al.* (L3 Collaboration), *Phys. Lett. B* **465**, 363 (1999); G. Abbiendi *et al.* (OPAL Collaboration), *Eur. Phys. J. C* **32**, 303 (2003).
- [5] T. Aaltonen *et al.* (CDF Collaboration), *Phys. Rev. Lett.* **100**, 201801 (2008).
- [6] V. M. Abazov *et al.* (D0 Collaboration), *Phys. Rev. Lett.* **101**, 171803 (2008).
- [7] V. M. Abazov *et al.* (D0 Collaboration), *Phys. Rev. Lett.* **100**, 131801 (2008).
- [8] V. M. Abazov *et al.* (D0 Collaboration), *Phys. Rev. D* **78**, 072002 (2008).
- [9] Statements concerning particles should also be interpreted to include antiparticles.
- [10] T. Andeen *et al.*, Report No. FERMILAB-TM-2365, 2007.
- [11] V. M. Abazov *et al.* (D0 Collaboration), *Nucl. Instrum. Methods Phys. Res., Sect. A* **565**, 463 (2006).
- [12] The D0 coordinate system is cylindrical with the  $z$ -axis along the proton beamline and the polar and azimuthal angles denoted as  $\theta$  and  $\phi$  respectively. The pseudorapidity is defined as  $\eta = -\ln[\tan(\theta/2)]$ , measured with respect to the event's vertex, where  $\eta_{\text{det}}$  is the pseudorapidity measured with respect to the detector's center.
- [13] T. Sjöstrand *et al.*, *Comput. Phys. Commun.* **135**, 238 (2001).
- [14] R. Brun and F. Carminati, CERN Program Library Long Writeup W5013, 1993 (unpublished).
- [15] M. L. Mangano, *J. High Energy Phys.* **07** (2003) 001.
- [16] Missing transverse energy  $E_T$  is defined as the opposite of the vector sum of the transverse energies found in the calorimeter. This  $E_T$  takes into account energy which is carried away by identified muons.
- [17] Q. Cao, C. B. Jackson, W. Keung, I. Low, and J. Shu, *Phys. Rev. D* **81**, 015010 (2010).
- [18] Supplementary material is provided at <http://link.aps.org/supplemental/10.1103/PhysRevD.84.011103>.
- [19] T. Junk, *Nucl. Instrum. Methods Phys. Res., Sect. A* **434**, 435 (1999).