

## Measurement of Spin Correlation in $t\bar{t}$ Production Using a Matrix Element Approach

V. M. Abazov,<sup>35</sup> B. Abbott,<sup>73</sup> B. S. Acharya,<sup>29</sup> M. Adams,<sup>49</sup> T. Adams,<sup>47</sup> G. D. Alexeev,<sup>35</sup> G. Alkhazov,<sup>39</sup> A. Alton,<sup>61,\*</sup> G. Alverson,<sup>60</sup> G. A. Alves,<sup>2</sup> L. S. Ancu,<sup>34</sup> M. Aoki,<sup>48</sup> M. Arov,<sup>58</sup> A. Askew,<sup>47</sup> B. Åsman,<sup>41</sup> O. Atramentov,<sup>65</sup> C. Avila,<sup>8</sup> J. BackusMayes,<sup>80</sup> F. Badaud,<sup>13</sup> L. Bagby,<sup>48</sup> B. Baldin,<sup>48</sup> D. V. Bandurin,<sup>47</sup> S. Banerjee,<sup>29</sup> E. Barberis,<sup>60</sup> P. Baringer,<sup>56</sup> J. Barreto,<sup>3</sup> J. F. Bartlett,<sup>48</sup> U. Bassler,<sup>18</sup> V. Bazterra,<sup>49</sup> S. Beale,<sup>6</sup> A. Bean,<sup>56</sup> M. Begalli,<sup>3</sup> M. Begel,<sup>71</sup> C. Belanger-Champagne,<sup>41</sup> L. Bellantoni,<sup>48</sup> S. B. Beri,<sup>27</sup> G. Bernardi,<sup>17</sup> R. Bernhard,<sup>22</sup> I. Bertram,<sup>42</sup> M. Besançon,<sup>18</sup> R. Beuselinck,<sup>43</sup> V. A. Bezzubov,<sup>38</sup> P. C. Bhat,<sup>48</sup> V. Bhatnagar,<sup>27</sup> G. Blazey,<sup>50</sup> S. Blessing,<sup>47</sup> K. Bloom,<sup>64</sup> A. Boehnlein,<sup>48</sup> D. Boline,<sup>70</sup> E. E. Boos,<sup>37</sup> G. Borissov,<sup>42</sup> T. Bose,<sup>59</sup> A. Brandt,<sup>76</sup> O. Brandt,<sup>23</sup> R. Brock,<sup>62</sup> G. Brooijmans,<sup>68</sup> A. Bross,<sup>48</sup> D. Brown,<sup>17</sup> J. Brown,<sup>17</sup> X. B. Bu,<sup>48</sup> M. Buehler,<sup>79</sup> V. Buescher,<sup>24</sup> V. Bunichev,<sup>37</sup> S. Burdin,<sup>42,†</sup> T. H. Burnett,<sup>80</sup> C. P. Buszello,<sup>41</sup> B. Calpas,<sup>15</sup> E. Camacho-Pérez,<sup>32</sup> M. A. Carrasco-Lizarraga,<sup>56</sup> B. C. K. Casey,<sup>48</sup> H. Castilla-Valdez,<sup>32</sup> S. Chakrabarti,<sup>70</sup> D. Chakraborty,<sup>50</sup> K. M. Chan,<sup>54</sup> A. Chandra,<sup>78</sup> G. Chen,<sup>56</sup> S. Chevalier-Théry,<sup>18</sup> D. K. Cho,<sup>75</sup> S. W. Cho,<sup>31</sup> S. Choi,<sup>31</sup> B. Choudhary,<sup>28</sup> S. Cihangir,<sup>48</sup> D. Claes,<sup>64</sup> J. Clutter,<sup>56</sup> M. Cooke,<sup>48</sup> W. E. Cooper,<sup>48</sup> M. Corcoran,<sup>78</sup> F. Couderc,<sup>18</sup> M.-C. Cousinou,<sup>15</sup> A. Croc,<sup>18</sup> D. Cutts,<sup>75</sup> A. Das,<sup>45</sup> G. Davies,<sup>43</sup> K. De,<sup>76</sup> S. J. de Jong,<sup>34</sup> E. De La Cruz-Burelo,<sup>32</sup> F. Déliot,<sup>18</sup> M. Demarteau,<sup>48</sup> R. Demina,<sup>69</sup> D. Denisov,<sup>48</sup> S. P. Denisov,<sup>38</sup> S. Desai,<sup>48</sup> C. Deterre,<sup>18</sup> K. DeVaughan,<sup>64</sup> H. T. Diehl,<sup>48</sup> M. Diesburg,<sup>48</sup> A. Dominguez,<sup>64</sup> T. Dorland,<sup>80</sup> A. Dubey,<sup>28</sup> L. V. Dudko,<sup>37</sup> D. Duggan,<sup>65</sup> A. Duperrin,<sup>15</sup> S. Dutt,<sup>27</sup> A. Dyshkant,<sup>50</sup> M. Eads,<sup>64</sup> D. Edmunds,<sup>62</sup> J. Ellison,<sup>46</sup> V. D. Elvira,<sup>48</sup> Y. Enari,<sup>17</sup> H. Evans,<sup>52</sup> A. Evdokimov,<sup>71</sup> V. N. Evdokimov,<sup>38</sup> G. Facini,<sup>60</sup> T. Ferbel,<sup>69</sup> F. Fiedler,<sup>24</sup> F. Filthaut,<sup>34</sup> W. Fisher,<sup>62</sup> H. E. Fisk,<sup>48</sup> M. Fortner,<sup>50</sup> H. Fox,<sup>42</sup> S. Fuess,<sup>48</sup> A. Garcia-Bellido,<sup>69</sup> V. Gavrilov,<sup>36</sup> P. Gay,<sup>13</sup> W. Geng,<sup>15,62</sup> D. Gerbaudo,<sup>66</sup> C. E. Gerber,<sup>49</sup> Y. Gershtein,<sup>65</sup> G. Ginther,<sup>48,69</sup> G. Golovanov,<sup>35</sup> A. Goussiou,<sup>80</sup> P. D. Grannis,<sup>70</sup> S. Greder,<sup>19</sup> H. Greenlee,<sup>48</sup> Z. D. Greenwood,<sup>58</sup> E. M. Gregores,<sup>4</sup> G. Grenier,<sup>20</sup> Ph. Gris,<sup>13</sup> J.-F. Grivaz,<sup>16</sup> A. Grohsjean,<sup>18</sup> S. Grünendahl,<sup>48</sup> M. W. Grünewald,<sup>30</sup> T. Guillemin,<sup>16</sup> F. Guo,<sup>70</sup> G. Gutierrez,<sup>48</sup> P. Gutierrez,<sup>73</sup> A. Haas,<sup>68,‡</sup> S. Hagopian,<sup>47</sup> J. Haley,<sup>60</sup> L. Han,<sup>7</sup> K. Harder,<sup>44</sup> A. Harel,<sup>69</sup> J. M. Hauptman,<sup>55</sup> J. Hays,<sup>43</sup> T. Head,<sup>44</sup> T. Hebbeker,<sup>21</sup> D. Hedin,<sup>50</sup> H. Hegab,<sup>74</sup> A. P. Heinson,<sup>46</sup> U. Heintz,<sup>75</sup> C. Hensel,<sup>23</sup> I. Heredia-De La Cruz,<sup>32</sup> K. Herner,<sup>61</sup> G. Hesketh,<sup>44,§</sup> M. D. Hildreth,<sup>54</sup> R. Hirosky,<sup>79</sup> T. Hoang,<sup>47</sup> J. D. Hobbs,<sup>70</sup> B. Hoeneisen,<sup>12</sup> M. Hohlfeld,<sup>24</sup> Z. Hubacek,<sup>10,18</sup> N. Huske,<sup>17</sup> V. Hynek,<sup>10</sup> I. Iashvili,<sup>67</sup> R. Illingworth,<sup>48</sup> A. S. Ito,<sup>48</sup> S. Jabeen,<sup>75</sup> M. Jaffré,<sup>16</sup> D. Jamin,<sup>15</sup> A. Jayasinghe,<sup>73</sup> R. Jesik,<sup>43</sup> K. Johns,<sup>45</sup> M. Johnson,<sup>48</sup> D. Johnston,<sup>64</sup> A. Jonckheere,<sup>48</sup> P. Jonsson,<sup>43</sup> J. Joshi,<sup>27</sup> A. W. Jung,<sup>48</sup> A. Juste,<sup>40</sup> K. Kaadze,<sup>57</sup> E. Kajfasz,<sup>15</sup> D. Karmanov,<sup>37</sup> P. A. Kasper,<sup>48</sup> I. Katsanos,<sup>64</sup> R. Kehoe,<sup>77</sup> S. Kermiche,<sup>15</sup> N. Khalatyan,<sup>48</sup> A. Khanov,<sup>74</sup> A. Kharchilava,<sup>67</sup> Y. N. Kharzheev,<sup>35</sup> D. Khatidze,<sup>75</sup> M. H. Kirby,<sup>51</sup> J. M. Kohli,<sup>27</sup> A. V. Kozelov,<sup>38</sup> J. Kraus,<sup>62</sup> S. Kulikov,<sup>38</sup> A. Kumar,<sup>67</sup> A. Kupco,<sup>11</sup> T. Kurča,<sup>20</sup> V. A. Kuzmin,<sup>37</sup> J. Kvita,<sup>9</sup> S. Lammers,<sup>52</sup> G. Landsberg,<sup>75</sup> P. Lebrun,<sup>20</sup> H. S. Lee,<sup>31</sup> S. W. Lee,<sup>55</sup> W. M. Lee,<sup>48</sup> J. Lellouch,<sup>17</sup> L. Li,<sup>46</sup> Q. Z. Li,<sup>48</sup> S. M. Lietti,<sup>5</sup> J. K. Lim,<sup>31</sup> D. Lincoln,<sup>48</sup> J. Linnemann,<sup>62</sup> V. V. Lipaev,<sup>38</sup> R. Lipton,<sup>48</sup> Y. Liu,<sup>7</sup> Z. Liu,<sup>6</sup> A. Lobodenko,<sup>39</sup> M. Lokajicek,<sup>11</sup> R. Lopes de Sa,<sup>70</sup> H. J. Lubatti,<sup>80</sup> R. Luna-Garcia,<sup>32,||</sup> A. L. Lyon,<sup>48</sup> A. K. A. Maciel,<sup>2</sup> D. Mackin,<sup>78</sup> R. Madar,<sup>18</sup> R. Magaña-Villalba,<sup>32</sup> S. Malik,<sup>64</sup> V. L. Malyshev,<sup>35</sup> Y. Maravin,<sup>57</sup> J. Martínez-Ortega,<sup>32</sup> R. McCarthy,<sup>70</sup> C. L. McGivern,<sup>56</sup> M. M. Meijer,<sup>34</sup> A. Melnitchouk,<sup>63</sup> D. Menezes,<sup>50</sup> P. G. Mercadante,<sup>4</sup> M. Merkin,<sup>37</sup> A. Meyer,<sup>21</sup> J. Meyer,<sup>23</sup> F. Miconi,<sup>19</sup> N. K. Mondal,<sup>29</sup> G. S. Muanza,<sup>15</sup> M. Mulhearn,<sup>79</sup> E. Nagy,<sup>15</sup> M. Naimuddin,<sup>28</sup> M. Narain,<sup>75</sup> R. Nayyar,<sup>28</sup> H. A. Neal,<sup>61</sup> J. P. Negret,<sup>8</sup> P. Neustroev,<sup>39</sup> S. F. Novaes,<sup>5</sup> T. Nunnemann,<sup>25</sup> G. Obrant,<sup>39</sup> J. Orduna,<sup>78</sup> N. Osman,<sup>15</sup> J. Osta,<sup>54</sup> G. J. Otero y Garzón,<sup>1</sup> M. Padilla,<sup>46</sup> A. Pal,<sup>76</sup> N. Parashar,<sup>53</sup> V. Parihar,<sup>75</sup> S. K. Park,<sup>31</sup> J. Parsons,<sup>68</sup> R. Partridge,<sup>75,‡</sup> N. Parua,<sup>52</sup> A. Patwa,<sup>71</sup> B. Penning,<sup>48</sup> M. Perfilov,<sup>37</sup> K. Peters,<sup>44</sup> Y. Peters,<sup>44</sup> K. Petridis,<sup>44</sup> G. Petrillo,<sup>69</sup> P. Pétrouff,<sup>16</sup> R. Piegaia,<sup>1</sup> J. Piper,<sup>62</sup> M.-A. Pleier,<sup>71</sup> P. L. M. Podesta-Lerma,<sup>32,¶</sup> V. M. Podstavkov,<sup>48</sup> P. Polozov,<sup>36</sup> A. V. Popov,<sup>38</sup> M. Prewitt,<sup>78</sup> D. Price,<sup>52</sup> N. Prokopenko,<sup>38</sup> S. Protopopescu,<sup>71</sup> J. Qian,<sup>61</sup> A. Quadt,<sup>23</sup> B. Quinn,<sup>63</sup> M. S. Rangel,<sup>2</sup> K. Ranjan,<sup>28</sup> P. N. Ratoff,<sup>42</sup> I. Razumov,<sup>38</sup> P. Renkel,<sup>77</sup> M. Rijssenbeek,<sup>70</sup> I. Ripp-Baudot,<sup>19</sup> F. Rizatdinova,<sup>74</sup> M. Rominsky,<sup>48</sup> A. Ross,<sup>42</sup> C. Royon,<sup>18</sup> P. Rubinov,<sup>48</sup> R. Ruchti,<sup>54</sup> G. Safronov,<sup>36</sup> G. Sajot,<sup>14</sup> P. Salcido,<sup>50</sup> A. Sánchez-Hernández,<sup>32</sup> M. P. Sanders,<sup>25</sup> B. Sanghi,<sup>48</sup> A. S. Santos,<sup>5</sup> G. Savage,<sup>48</sup> L. Sawyer,<sup>58</sup> T. Scanlon,<sup>43</sup> R. D. Schamberger,<sup>70</sup> Y. Scheglov,<sup>39</sup> H. Schellman,<sup>51</sup> T. Schliephake,<sup>26</sup> S. Schlobohm,<sup>80</sup> C. Schwanenberger,<sup>44</sup> R. Schwienhorst,<sup>62</sup> J. Sekaric,<sup>56</sup> H. Severini,<sup>73</sup> E. Shabalina,<sup>23</sup> V. Shary,<sup>18</sup> A. A. Shchukin,<sup>38</sup> R. K. Shivpuri,<sup>28</sup> V. Simak,<sup>10</sup> V. Sirotenko,<sup>48</sup> P. Skubic,<sup>73</sup> P. Slattery,<sup>69</sup> D. Smirnov,<sup>54</sup> K. J. Smith,<sup>67</sup> G. R. Snow,<sup>64</sup> J. Snow,<sup>72</sup> S. Snyder,<sup>71</sup> S. Söldner-Rembold,<sup>44</sup> L. Sonnenschein,<sup>21</sup> K. Soustruznik,<sup>9</sup> J. Stark,<sup>14</sup> V. Stolin,<sup>36</sup> D. A. Stoyanova,<sup>38</sup> M. Strauss,<sup>73</sup> D. Strom,<sup>49</sup> L. Stutte,<sup>48</sup> L. Suter,<sup>44</sup> P. Svoisky,<sup>73</sup> M. Takahashi,<sup>44</sup> A. Tanasijczuk,<sup>1</sup> W. Taylor,<sup>6</sup> M. Titov,<sup>18</sup> V. V. Tokmenin,<sup>35</sup> Y.-T. Tsai,<sup>69</sup> D. Tsybychev,<sup>70</sup> B. Tuchming,<sup>18</sup> C. Tully,<sup>66</sup> L. Uvarov,<sup>39</sup> S. Uvarov,<sup>39</sup> S. Uzunyan,<sup>50</sup> R. Van Kooten,<sup>52</sup> W. M. van Leeuwen,<sup>33</sup> N. Varelas,<sup>49</sup> E. W. Varnes,<sup>45</sup> I. A. Vasilyev,<sup>38</sup>

P. Verdier,<sup>20</sup> L. S. Vertogradov,<sup>35</sup> M. Verzocchi,<sup>48</sup> M. Vesterinen,<sup>44</sup> D. Vilanova,<sup>18</sup> P. Vokac,<sup>10</sup> H. D. Wahl,<sup>47</sup>  
M. H. L. S. Wang,<sup>69</sup> J. Warchol,<sup>54</sup> G. Watts,<sup>80</sup> M. Wayne,<sup>54</sup> M. Weber,<sup>48,\*\*</sup> L. Welty-Rieger,<sup>51</sup> A. White,<sup>76</sup> D. Wicke,<sup>26</sup>  
M. R. J. Williams,<sup>42</sup> G. W. Wilson,<sup>56</sup> M. Wobisch,<sup>58</sup> D. R. Wood,<sup>60</sup> T. R. Wyatt,<sup>44</sup> Y. Xie,<sup>48</sup> C. Xu,<sup>61</sup> S. Yacoub,<sup>51</sup>  
R. Yamada,<sup>48</sup> W.-C. Yang,<sup>44</sup> T. Yasuda,<sup>48</sup> Y. A. Yatsunenko,<sup>35</sup> Z. Ye,<sup>48</sup> H. Yin,<sup>48</sup> K. Yip,<sup>71</sup> S. W. Youn,<sup>48</sup> J. Yu,<sup>76</sup>  
S. Zelitch,<sup>79</sup> T. Zhao,<sup>80</sup> B. Zhou,<sup>61</sup> J. Zhu,<sup>61</sup> M. Zielinski,<sup>69</sup> D. Zieminska,<sup>52</sup> and L. Zivkovic<sup>75</sup>

(D0 Collaboration)

- <sup>1</sup>Universidad de Buenos Aires, Buenos Aires, Argentina  
<sup>2</sup>LAFEX, Centro Brasileiro de Pesquisas Físicas, Rio de Janeiro, Brazil  
<sup>3</sup>Universidade do Estado do Rio de Janeiro, Rio de Janeiro, Brazil  
<sup>4</sup>Universidade Federal do ABC, Santo André, Brazil  
<sup>5</sup>Instituto de Física Teórica, Universidade Estadual Paulista, São Paulo, Brazil  
<sup>6</sup>Simon Fraser University, Vancouver, British Columbia, and York University, Toronto, Ontario, Canada  
<sup>7</sup>University of Science and Technology of China, Hefei, People's Republic of China  
<sup>8</sup>Universidad de los Andes, Bogotá, Colombia  
<sup>9</sup>Charles University, Faculty of Mathematics and Physics, Center for Particle Physics, Prague, Czech Republic  
<sup>10</sup>Czech Technical University in Prague, Prague, Czech Republic  
<sup>11</sup>Center for Particle Physics, Institute of Physics, Academy of Sciences of the Czech Republic, Prague, Czech Republic  
<sup>12</sup>Universidad San Francisco de Quito, Quito, Ecuador  
<sup>13</sup>LPC, Université Blaise Pascal, CNRS/IN2P3, Clermont, France  
<sup>14</sup>LPSC, Université Joseph Fourier Grenoble 1, CNRS/IN2P3, Institut National Polytechnique de Grenoble, Grenoble, France  
<sup>15</sup>CPPM, Aix-Marseille Université, CNRS/IN2P3, Marseille, France  
<sup>16</sup>LAL, Université Paris-Sud, CNRS/IN2P3, Orsay, France  
<sup>17</sup>LPNHE, Universités Paris VI and VII, CNRS/IN2P3, Paris, France  
<sup>18</sup>CEA, Irfu, SPP, Saclay, France  
<sup>19</sup>IPHC, Université de Strasbourg, CNRS/IN2P3, Strasbourg, France  
<sup>20</sup>IPNL, Université Lyon 1, CNRS/IN2P3, Villeurbanne, France and Université de Lyon, Lyon, France  
<sup>21</sup>III. Physikalisches Institut A, RWTH Aachen University, Aachen, Germany  
<sup>22</sup>Physikalisches Institut, Universität Freiburg, Freiburg, Germany  
<sup>23</sup>II. Physikalisches Institut, Georg-August-Universität Göttingen, Göttingen, Germany  
<sup>24</sup>Institut für Physik, Universität Mainz, Mainz, Germany  
<sup>25</sup>Ludwig-Maximilians-Universität München, München, Germany  
<sup>26</sup>Fachbereich Physik, Bergische Universität Wuppertal, Wuppertal, Germany  
<sup>27</sup>Panjab University, Chandigarh, India  
<sup>28</sup>Delhi University, Delhi, India  
<sup>29</sup>Tata Institute of Fundamental Research, Mumbai, India  
<sup>30</sup>University College Dublin, Dublin, Ireland  
<sup>31</sup>Korea Detector Laboratory, Korea University, Seoul, Korea  
<sup>32</sup>CINVESTAV, Mexico City, Mexico  
<sup>33</sup>FOM-Institute NIKHEF and University of Amsterdam/NIKHEF, Amsterdam, The Netherlands  
<sup>34</sup>Radboud University Nijmegen/NIKHEF, Nijmegen, The Netherlands  
<sup>35</sup>Joint Institute for Nuclear Research, Dubna, Russia  
<sup>36</sup>Institute for Theoretical and Experimental Physics, Moscow, Russia  
<sup>37</sup>Moscow State University, Moscow, Russia  
<sup>38</sup>Institute for High Energy Physics, Protvino, Russia  
<sup>39</sup>Petersburg Nuclear Physics Institute, St. Petersburg, Russia  
<sup>40</sup>Institució Catalana de Recerca i Estudis Avançats (ICREA) and Institut de Física d'Altes Energies (IFAE), Barcelona, Spain  
<sup>41</sup>Stockholm University, Stockholm and Uppsala University, Uppsala, Sweden  
<sup>42</sup>Lancaster University, Lancaster LA1 4YB, United Kingdom  
<sup>43</sup>Imperial College London, London SW7 2AZ, United Kingdom  
<sup>44</sup>The University of Manchester, Manchester M13 9PL, United Kingdom  
<sup>45</sup>University of Arizona, Tucson, Arizona 85721, USA  
<sup>46</sup>University of California Riverside, Riverside, California 92521, USA  
<sup>47</sup>Florida State University, Tallahassee, Florida 32306, USA  
<sup>48</sup>Fermi National Accelerator Laboratory, Batavia, Illinois 60510, USA  
<sup>49</sup>University of Illinois at Chicago, Chicago, Illinois 60607, USA  
<sup>50</sup>Northern Illinois University, DeKalb, Illinois 60115, USA  
<sup>51</sup>Northwestern University, Evanston, Illinois 60208, USA

- <sup>52</sup>Indiana University, Bloomington, Indiana 47405, USA  
<sup>53</sup>Purdue University Calumet, Hammond, Indiana 46323, USA  
<sup>54</sup>University of Notre Dame, Notre Dame, Indiana 46556, USA  
<sup>55</sup>Iowa State University, Ames, Iowa 50011, USA  
<sup>56</sup>University of Kansas, Lawrence, Kansas 66045, USA  
<sup>57</sup>Kansas State University, Manhattan, Kansas 66506, USA  
<sup>58</sup>Louisiana Tech University, Ruston, Louisiana 71272, USA  
<sup>59</sup>Boston University, Boston, Massachusetts 02215, USA  
<sup>60</sup>Northeastern University, Boston, Massachusetts 02115, USA  
<sup>61</sup>University of Michigan, Ann Arbor, Michigan 48109, USA  
<sup>62</sup>Michigan State University, East Lansing, Michigan 48824, USA  
<sup>63</sup>University of Mississippi, University, Mississippi 38677, USA  
<sup>64</sup>University of Nebraska, Lincoln, Nebraska 68588, USA  
<sup>65</sup>Rutgers University, Piscataway, New Jersey 08855, USA  
<sup>66</sup>Princeton University, Princeton, New Jersey 08544, USA  
<sup>67</sup>State University of New York, Buffalo, New York 14260, USA  
<sup>68</sup>Columbia University, New York, New York 10027, USA  
<sup>69</sup>University of Rochester, Rochester, New York 14627, USA  
<sup>70</sup>State University of New York, Stony Brook, New York 11794, USA  
<sup>71</sup>Brookhaven National Laboratory, Upton, New York 11973, USA  
<sup>72</sup>Langston University, Langston, Oklahoma 73050, USA  
<sup>73</sup>University of Oklahoma, Norman, Oklahoma 73019, USA  
<sup>74</sup>Oklahoma State University, Stillwater, Oklahoma 74078, USA  
<sup>75</sup>Brown University, Providence, Rhode Island 02912, USA  
<sup>76</sup>University of Texas, Arlington, Texas 76019, USA  
<sup>77</sup>Southern Methodist University, Dallas, Texas 75275, USA  
<sup>78</sup>Rice University, Houston, Texas 77005, USA  
<sup>79</sup>University of Virginia, Charlottesville, Virginia 22901, USA  
<sup>80</sup>University of Washington, Seattle, Washington 98195, USA  
(Received 27 April 2011; published 14 July 2011)

We determine the fraction of  $t\bar{t}$  events with spin correlation, assuming that the spin of the top quark is either correlated with the spin of the top antiquark as predicted by the standard model or is uncorrelated. For the first time we use a matrix-element-based approach to study  $t\bar{t}$  spin correlation. We use  $t\bar{t} \rightarrow W^+ b W^- \bar{b} \rightarrow \ell^+ \nu b \ell^- \bar{\nu} \bar{b}$  final states produced in  $p\bar{p}$  collisions at a center-of-mass energy  $\sqrt{s} = 1.96$  TeV, where  $\ell$  denotes an electron or a muon. The data correspond to an integrated luminosity of  $5.4 \text{ fb}^{-1}$  and were collected with the D0 detector at the Fermilab Tevatron collider. The result agrees with the standard model prediction. We exclude the hypothesis that the spins of the  $t\bar{t}$  are uncorrelated at the 97.7% C.L.

DOI: 10.1103/PhysRevLett.107.032001

PACS numbers: 14.65.Ha, 12.38.Qk, 13.85.Qk

While top quarks and top antiquarks are unpolarized in  $t\bar{t}$  production at hadron colliders and their spins cannot be measured directly, their spins are correlated and this correlation can be investigated experimentally [1]. The standard model (SM) of particle physics predicts that top quarks decay before fragmentation [2], which is in agreement with the measured lifetime of the top quark [3]. The information on the spin orientation of top quarks is transferred through weak interaction to the angular distributions of the decay products [4,5].

We present a test of the hypothesis that the correlation of the spin of  $t$  and  $\bar{t}$  quarks is as expected in the SM as opposed to the hypothesis that they are uncorrelated. The spins could become decorrelated if the spins of the top quarks flip before they decay or if the polarization information is not propagated to all the final state products. This

could occur if the top quark decayed into a scalar charged Higgs boson and a  $b$  quark ( $t \rightarrow H^+ b$ ) [6–8].

Recently, the CDF Collaboration has presented a measurement of the  $t\bar{t}$  spin correlation parameter  $C$  in semi-leptonic final states from a differential angular distribution [9]. The spin correlation strength  $C$  is defined by  $d^2\sigma/d\cos\theta_1 d\cos\theta_2 = \sigma(1 - C\cos\theta_1\cos\theta_2)/4$ , where  $\sigma$  denotes the cross section and  $\theta_1$  and  $\theta_2$  are the angles between the direction of flight of the decay leptons (for leptonically decaying  $W$  bosons) or jets (for hadronically decaying  $W$  bosons) in the parent  $t$  and  $\bar{t}$  rest frames and the spin quantization axis. The value  $C = +1$  ( $-1$ ) gives fully correlated (anticorrelated) spins and  $C = 0$  corresponds to no spin correlation, while the next-to-leading order (NLO) SM prediction using the beam momentum vector as the spin quantization axis is  $C = 0.777^{+0.027}_{-0.042}$  [4].

The D0 Collaboration has performed two measurements of  $C$  in dilepton final states [10,11], where the second analysis uses the same data set as this measurement. None of the previous analyses has sufficient sensitivity to distinguish between a hypothesis of no correlation and of correlation as predicted by the SM.

In this Letter, we present the first measurement of spin correlation in  $t\bar{t}$  production using a matrix-element-based approach, exploring the full matrix elements (MEs) in leading order (LO) QCD. We extract the fraction  $f$  of  $t\bar{t}$  candidate events where the  $t\bar{t}$  spin correlation is as predicted by the SM over the total number of  $t\bar{t}$  candidate events assuming that they consist of events with SM spin correlation and of events without spin correlation. We use  $t\bar{t}$  event candidates with two charged leptons in the final state, where the charged leptons correspond to either electrons or muons, in a data set of  $5.4 \text{ fb}^{-1}$  of integrated luminosity that has been collected with the D0 detector at the Fermilab Tevatron  $p\bar{p}$  collider. With a matrix-element-based approach, we use the full kinematics of the final state to improve the sensitivity with respect to using only a single distribution by almost 30%.

The D0 detector [12] comprises a tracking system, a calorimeter, and a muon spectrometer. The tracking system consists of a silicon microstrip tracker and a central fiber tracker, both located inside a 2 T superconducting solenoid. The system provides efficient charged-particle tracking in the pseudorapidity region  $|\eta_{\text{det}}| < 3$  [13]. The calorimeter has a central section covering  $|\eta_{\text{det}}| < 1.1$  and two end calorimeters extending coverage to  $|\eta_{\text{det}}| \approx 4.2$  for jets. The muon system surrounds the calorimeter and consists of three layers of tracking detectors and scintillators covering  $|\eta_{\text{det}}| < 2$  [14]. A 1.8 T toroidal iron magnet is located outside the innermost layer of the muon detector. The integrated luminosity is calculated from the rate of inelastic  $p\bar{p}$  collisions, measured with plastic scintillator arrays that are located in front of the end calorimeters.

We use the same selection of  $\ell\ell$  ( $ee$ ,  $e\mu$ , and  $\mu\mu$ ) events as described in Ref. [11]; therefore, only a short overview of the selection is given. To enrich the data sample in  $t\bar{t}$  events, we require two isolated, oppositely charged leptons with  $p_T > 15 \text{ GeV}$  and at least two jets with  $p_T > 20 \text{ GeV}$  and  $|\eta_{\text{det}}| < 2.5$ . Electrons in the central ( $|\eta_{\text{det}}| < 1.1$ ) and forward ( $1.5 < |\eta_{\text{det}}| < 2.5$ ) regions are accepted, while muons must satisfy  $|\eta_{\text{det}}| < 2$ . Jets are reconstructed with a midpoint cone algorithm [15] with radius  $\mathcal{R} = 0.5$ . Jet energies are corrected for calorimeter response, additional energy from noise, pileup, multiple  $p\bar{p}$  interactions in the same bunch crossing, and out-of-cone shower development in the calorimeter. We require three or more tracks originating from the selected  $p\bar{p}$  interaction vertex within each jet cone. The high instantaneous luminosity achieved by the Tevatron leads to a significant background contribution from additional  $p\bar{p}$  collisions within the same bunch

crossing. The track requirement removes jets from such additional collisions and is necessary only for data taken after the initial  $1 \text{ fb}^{-1}$ . The missing transverse energy ( $E_T$ ) is defined by the magnitude of the negative vector sum of all transverse energies measured in calorimeter cells, corrected for the transverse energy of isolated muons and for the different response to electrons and jets. A more detailed description of objects reconstruction can be found in Ref. [16].

The final selection in the  $e\mu$  channel requires that the scalar sum of the leading lepton  $p_T$  and the  $p_T$  of the two most energetic jets be greater than 110 GeV. To reject background in  $ee$  and  $\mu\mu$  events, where  $E_T$  arises from mismeasurement, we compute a  $E_T$  significance which takes into account the resolution of the lepton and jet measurements. We require the significance to exceed 5 standard deviations. In the  $\mu\mu$  channel, events are furthermore required to have  $E_T > 40 \text{ GeV}$ .

The  $t\bar{t}$  signal is modeled by using the MC@NLO [17] event generator together with the CTEQ6M1 parton distribution function (PDF) [18], assuming a top quark mass  $m_t = 172.5 \text{ GeV}$ . We generate  $t\bar{t}$  Monte Carlo (MC) samples with and without the expected spin correlation, as both options are available in MC@NLO. The events are processed through HERWIG [19] to simulate fragmentation, hadronization, and decays of short-lived particles and through a full detector simulation using GEANT [20]. We overlay data events from a random bunch crossing to model the effects of detector noise and additional  $p\bar{p}$  interactions to the MC events. The same reconstruction programs are used to process the data and MC simulated events.

Sources of background arise from the production of electroweak bosons that decay into charged leptons. In the  $ee$ ,  $e\mu$ , and  $\mu\mu$  channels, the dominant backgrounds are Drell-Yan processes, namely,  $Z/\gamma^* \rightarrow e^+e^-$ ,  $Z/\gamma^* \rightarrow \tau^+\tau^- \rightarrow \bar{\nu}\ell^+\nu\ell^-\bar{\nu}$ , with  $\ell^\pm = e^\pm$  or  $\mu^\pm$ , and  $Z/\gamma^* \rightarrow \mu^+\mu^-$ . In addition, diboson production ( $WW$ ,  $WZ$ , and  $ZZ$ ) contributes when the bosons decay to two charged leptons. We model the  $Z/\gamma^*$  background with ALPGEN [21], interfaced with PYTHIA [22], while diboson production is simulated by using PYTHIA only. The  $Z/\gamma^*$  and diboson processes are generated at LO and are normalized to the next-to-next-to-leading order inclusive cross section for  $Z/\gamma^*$  events and to the NLO inclusive cross sections for diboson events [23,24]. For all background processes the CTEQ6L1 PDFs [18] are used.

Detector-related backgrounds can be attributed to jets mimicking electrons, muons from semileptonic decays of  $b$  quarks, in-flight decays of pions or kaons in a jet, and misreconstructed  $E_T$ . These backgrounds are modeled with data. Background from electrons that arise from jets comprising an energetic  $\pi^0$  or  $\eta$  particle and an overlapping track is estimated from the distribution of an electron-likelihood discriminant in the data [16]. In the  $e\mu$  and

TABLE I. Yields of selected events. The number of  $t\bar{t}$  events is calculated by using the measured cross section of  $\sigma_{t\bar{t}} = 8.3$  pb and the measured  $f = 0.74$ . Uncertainties include statistical and systematic contributions.

$t\bar{t}$	$Z/\gamma^*$	Diboson	Instrumental	Total	Observed
$341 \pm 30$	$93 \pm 15$	$19 \pm 3$	$28 \pm 5$	$481 \pm 39$	485

$\mu\mu$  channels, muons produced in jets that fail to be reconstructed can appear isolated. Table I summarizes the yields for the signal and background contributions.

To distinguish the hypothesis  $H$  of correlated top quark spins as predicted by the SM ( $H = c$ ) from the hypothesis of uncorrelated top quark spins ( $H = u$ ), we calculate a discriminant  $R$  [25] defined as

$$R = \frac{P_{\text{sgn}}(H = c)}{P_{\text{sgn}}(H = u) + P_{\text{sgn}}(H = c)}, \quad (1)$$

where we calculate per-event probability densities  $P_{\text{sgn}}$  for  $t\bar{t}$  signal events for both hypotheses constructed from the LO MEs  $\mathcal{M}(y, H)$  [26]:

$$P_{\text{sgn}}(x; H) = \frac{1}{\sigma_{\text{obs}}} \int f_{\text{PDF}}(q_1) f_{\text{PDF}}(q_2) dq_1 dq_2 \cdot \frac{(2\pi)^4 |\mathcal{M}(y, H)|^2}{q_1 q_2 s} W(x, y) d\Phi_6. \quad (2)$$

Here,  $\sigma_{\text{obs}}$  denotes the leading order cross section including selection efficiency,  $q_1$  and  $q_2$  the energy fraction of the incoming quarks from the proton and antiproton, respectively,  $f_{\text{PDF}}$  the parton distribution function,  $s$  the center-of-mass energy squared, and  $d\Phi_6$  the infinitesimal volume element of the six-body phase space. The detector resolution is taken into account through a transfer function  $W(x, y)$  that describes the probability of a partonic final state  $y$  to be measured as  $x = (\tilde{p}_1, \dots, \tilde{p}_n)$ , where  $\tilde{p}_i$  denotes the measured four-momenta of the final state particles. For hypothesis  $H = c$  we use the ME for the full process  $q\bar{q} \rightarrow t\bar{t} \rightarrow W^+ b W^- \bar{b} \rightarrow \ell^+ \nu_\ell b \ell'^- \bar{\nu}_{\ell'} \bar{b}$  averaged over the initial quarks' color and spin and summed over the final colors and spins [26]. For hypothesis  $H = u$ , we use the ME of the same process neglecting the spin correlation between production and decay [26]. The  $t\bar{t}$  production cross section  $\sigma_{t\bar{t}}$  does not depend on the hypothesis  $H = c$  or  $H = u$  and is taken as identical for both hypotheses. It is assumed that momentum directions for jets, charged leptons, and the electron energy are well measured, leading to a reduction of the number of integration dimensions. Furthermore, the known masses of the final state particles are used as input, and it is assumed that the  $t\bar{t}$  system has no transverse momentum resulting in a six-dimensional phase space integration. More details of the calculation of  $P_{\text{sgn}}$  can be found in Ref. [27]. Figure 1 shows the discriminant  $R$  for generated partons for  $H = c$  and  $H = u$  for  $t\bar{t}$  MC events.

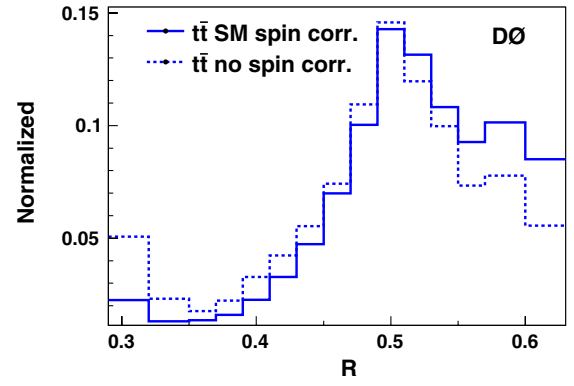


FIG. 1 (color online). Comparison of the discriminant  $R$  between SM spin correlation  $H = c$  and no spin correlation  $H = u$  at parton level. The first and last bins include also the contributions from  $R < 0.29$  and  $R > 0.63$ .

To measure the fraction  $f_{\text{meas}}$  of events with SM spin correlation, we build templates of  $R$  distributions for signal MC samples with and without spin correlation as well as for each source of background. The templates are compared to the  $R$  distribution in the data, and the fraction of events with SM spin correlation is extracted.

In Fig. 2, the measured discriminant  $R$  in the data is compared to templates for  $t\bar{t}$  production with SM spin correlation and without spin correlation including background for all dilepton channels combined. The separation between  $H = c$  and  $H = u$  is decreased compared to the parton level.

We perform a binned maximum likelihood fit to the  $R$  distribution to extract  $f_{\text{meas}}$  by fitting

$$m^{(i)} = f_{\text{meas}} m_c^{(i)} + (1 - f_{\text{meas}}) m_u^{(i)} + \sum_j m_j^{(i)}, \quad (3)$$

where  $m_c^{(i)}$  is the predicted number of events in bin  $i$  for the signal template including SM spin correlation,  $m_u^{(i)}$  is

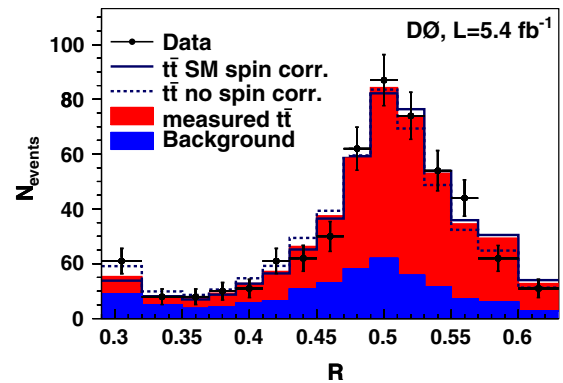


FIG. 2 (color online). The predicted discriminant distribution  $R$  for the combined dilepton event sample for the fitted  $\sigma_{t\bar{t}}$  and  $f_{\text{meas}}$  compared to the data. The prediction with spin correlation ( $f = 1$ ) and without spin correlation ( $f = 0$ ) is shown including background. The first and last bins include also the contributions from  $R < 0.29$  and  $R > 0.63$ .

predicted number of events in bin  $i$  for the template without spin correlation, and  $\sum_j m_j^{(i)}$  is the sum over all background contributions  $j$  in bin  $i$ . To remove the dependence on the absolute normalization, we calculate the predicted number of events,  $m^{(i)}$ , as a function of  $f_{\text{meas}}$  and  $\sigma_{t\bar{t}}$  and extract both simultaneously.

The likelihood function

$$\mathcal{L} = \prod_i^N \mathcal{P}(n^{(i)}, m^{(i)}) \prod_{k=1}^K \mathcal{G}(\nu_k; 0, \text{SD}_k) \quad (4)$$

is maximized with  $\mathcal{P}(n, m)$  representing the Poisson probability to observe  $n$  events when  $m$  events are expected. The first product runs over all bins  $i$  of the templates in all channels. Systematic uncertainties are taken into account by parameters  $\nu_k$ , where each independent source of systematic uncertainty  $k$  is modeled as a Gaussian probability density function  $\mathcal{G}(\nu; 0, \text{SD})$  with zero mean and an rms corresponding to 1 standard deviation (SD) in the uncertainty of that parameter. Correlations among systematic uncertainties between channels are taken into account by using a single parameter for the same source of uncertainty.

We distinguish between systematic uncertainties that affect only the yield of signal or background and those that change the shape of the  $R$  distribution. We consider the jet energy scale, jet energy resolution, jet identification, PDFs, background modeling, and the choice of  $m_t$  in the calculation of  $P_{\text{sgn}}$  as uncertainties affecting the shape of  $R$ . Systematic uncertainties on normalizations include lepton identification, trigger requirements, uncertainties on the normalization of background, the uncertainty on the luminosity, MC modeling, and the determination of instrumental background. We also include an uncertainty on the templates because of limited statistics in the MC samples.

The statistical and systematic uncertainties on  $f_{\text{meas}}$  are given in Table II. We evaluate the size of the individual sources of systematic uncertainty by calculating  $f_{\text{meas}}$  and  $\sigma_{t\bar{t}}$  using the parameters  $\nu_k$  shifted by  $\pm 1$  SD from their fitted mean.

To estimate the expected uncertainty on the result, ensembles of MC experiments are generated for different values of  $f$ , and the maximum likelihood fit is repeated, yielding a distribution of  $f_{\text{meas}}$  for each generated  $f$ . Systematic uncertainties are included in this procedure, taking correlations between channels into account. We then apply the ‘‘ordering principle’’ for ratios of likelihoods [28] to the distributions of  $f_{\text{meas}}$  and generated  $f$ , without constraining  $f_{\text{meas}}$  to physical values. The resulting allowed regions for different confidence levels as a function of  $f_{\text{meas}}$  and  $f$  are shown in Fig. 3. From the maximum likelihood fit to the data, we obtain

$$f_{\text{meas}} = 0.74_{-0.41}^{+0.40}(\text{stat} + \text{syst}). \quad (5)$$

The simultaneously extracted  $t\bar{t}$  cross section is found to be

$$\sigma_{t\bar{t}} = 8.3_{-0.9}^{+1.1}(\text{stat} + \text{syst}) \text{ pb} \quad (6)$$

TABLE II. Summary of uncertainties on  $f_{\text{meas}}$ .

Source	+1 SD	-1 SD
Muon identification	0.01	-0.01
Electron identification and smearing	0.02	-0.02
PDF	0.06	-0.05
$m_t$	0.04	-0.06
Triggers	0.02	-0.02
Opposite charge selection	0.01	-0.01
Jet energy scale	0.01	-0.04
Jet reconstruction and identification	0.02	-0.06
Background normalization	0.07	-0.08
MC statistics	0.03	-0.03
Instrumental background	0.01	-0.01
Integrated luminosity	0.04	-0.04
Other	0.02	-0.02
MC statistics for template fits	0.10	-0.10
Total systematic uncertainty	0.15	-0.18
Statistical uncertainty	0.33	-0.35

for  $m_t = 172.5$  GeV and in good agreement with the SM prediction of  $\sigma_{t\bar{t}} = 7.46_{-0.67}^{+0.48}$  pb [29]. The comparison of  $f$  for prediction and the data with the fitted result is shown in Fig. 2. The measured fraction is consistent with the SM expectation ( $f = 1$ ), and we exclude the no-correlation hypothesis ( $f = 0$ ) at the 97.7% C.L. For the SM value of  $f = 1$  we expect to exclude the hypothesis  $f = 0$  with 99.6% C.L.

By assuming  $f_{\text{meas}}$  and using the full matrix elements for  $t\bar{t}$  production with SM spin correlation or without spin correlation, other observables can be extracted to study the impact of this measurement. For illustration, we derive  $C$  from the

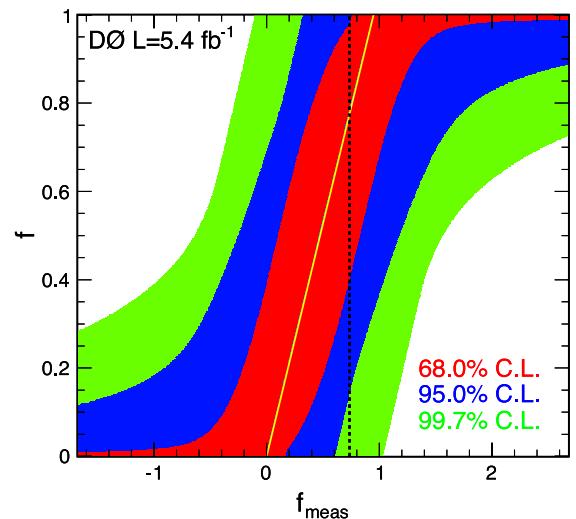


FIG. 3 (color online). For all channels the 68.0% (inner), 95.0% (central), and 99.7% (outer) C.L. bands of  $f$  as a function of  $f_{\text{meas}}$  from likelihood fits to MC events. The thin yellow line indicates the most probable value of  $f$  as a function of  $f_{\text{meas}}$  and therefore represents the calibration of the method. The vertical dashed black line indicates the measured value  $f_{\text{meas}} = 0.74$ .

measured value of  $f$  and the NLO prediction of  $C$  in the SM, yielding  $C_{\text{meas}} = 0.57 \pm 0.31(\text{stat} + \text{syst})$  [30].

In summary, we have presented the first measurement of the fraction of  $t\bar{t}$  events with correlated spins using a matrix element technique. This fraction can be translated into the most precise value of the correlation strength  $C_{\text{meas}}$  to date.

We thank W. Bernreuther, K. Melnikov, S. J. Parke, and M. Schulze for fruitful discussions regarding this analysis. We thank the staffs at Fermilab and collaborating institutions and acknowledge support from the DOE and NSF (USA); CEA and CNRS/IN2P3 (France); FASI, Rosatom and RFBR (Russia); CNPq, FAPERJ, FAPESP and FUNDUNESP (Brazil); DAE and DST (India); Colciencias (Colombia); CONACyT (Mexico); KRF and KOSEF (Korea); CONICET and UBACyT (Argentina); FOM (The Netherlands); STFC and the Royal Society (United Kingdom); MSM T and GACR (Czech Republic); CRC Program and NSERC (Canada); BMBF and DFG (Germany); SFI (Ireland); The Swedish Research Council (Sweden); and CAS and CNSF (China).

\*Visitor from Augustana College, Sioux Falls, SD, USA.

†Visitor from The University of Liverpool, Liverpool, United Kingdom.

‡Visitor from SLAC, Menlo Park, CA, USA.

§Visitor from University College London, London, United Kingdom.

||Visitor from Centro de Investigacion en Computacion—IPN, Mexico City, Mexico.

¶Visitor from ECFM, Universidad Autonoma de Sinaloa, Culiacán, Mexico.

\*\*Visitor from Universität Bern, Bern, Switzerland.

- [1] V. D. Barger, J. Ohnemus, and R. J. N. Phillips, *Int. J. Mod. Phys. A* **4**, 617 (1989).
- [2] I. I. Y. Bigi, Y. L. Dokshitzer, V. A. Khoze, J. H. Kühn, and P. M. Zerwas, *Phys. Lett. B* **181**, 157 (1986).
- [3] V. M. Abazov *et al.* (D0 Collaboration), *Phys. Rev. Lett.* **106**, 022001 (2011).
- [4] W. Bernreuther, A. Brandenburg, Z. G. Si, and P. Uwer, *Nucl. Phys.* **B690**, 81 (2004).
- [5] A. Brandenburg, Z. G. Si, and P. Uwer, *Phys. Lett. B* **539**, 235 (2002).
- [6] V. M. Abazov *et al.* (D0 Collaboration), *Phys. Rev. D* **80**, 071102(R) (2009).
- [7] V. M. Abazov *et al.* (D0 Collaboration), *Phys. Lett. B* **682**, 278 (2009).
- [8] A. Abulencia *et al.* (CDF Collaboration), *Phys. Rev. Lett.* **96**, 042003 (2006).
- [9] T. Aaltonen *et al.* (CDF Collaboration), *Phys. Rev. D* **83**, 031104 (2011).
- [10] B. Abbott *et al.* (D0 Collaboration), *Phys. Rev. Lett.* **85**, 256 (2000).
- [11] V. M. Abazov *et al.* (D0 Collaboration), arXiv:1103.1871.
- [12] V. M. Abazov *et al.* (D0 Collaboration), *Nucl. Instrum. Methods Phys. Res., Sect. A* **565**, 463 (2006).
- [13] The pseudorapidity  $\eta$  of a particle is defined as a function of the polar angle  $\theta$  as  $\eta(\theta) = -\ln[\tan(\theta/2)]$ . We use here detector  $\eta$  ( $\eta_{\text{det}}$ ), which is defined with respect to the center of the detector.
- [14] V. M. Abazov *et al.* (D0 Collaboration), *Nucl. Instrum. Methods Phys. Res., Sect. A* **552**, 372 (2005).
- [15] G. C. Blazey *et al.*, arXiv:hep-ex/0005012.
- [16] V. M. Abazov *et al.* (D0 Collaboration), *Phys. Rev. D* **76**, 052006 (2007).
- [17] S. Frixione and B. R. Webber, *J. High Energy Phys.* **06** (2002) 029.
- [18] J. Pumplin *et al.*, *J. High Energy Phys.* **07** (2002) 012.
- [19] G. Corcella *et al.*, *J. High Energy Phys.* **01** (2001) 010.
- [20] R. Brun and F. Carminati, CERN Program Library Long Writeup W5013, 1993 (unpublished).
- [21] M. L. Mangano *et al.*, *J. High Energy Phys.* **07** (2003) 001.
- [22] T. Sjöstrand *et al.*, *Comput. Phys. Commun.* **135**, 238 (2001).
- [23] J. M. Campbell and R. K. Ellis, *Phys. Rev. D* **60**, 113006 (1999).
- [24] J. M. Campbell and R. K. Ellis, *Nucl. Phys. B, Proc. Suppl.* **205–206**, 10 (2010).
- [25] K. Melnikov and M. Schulze, *Phys. Lett. B* **700**, 17 (2011).
- [26] G. Mahlon and S. J. Parke, *Phys. Rev. D* **53**, 4886 (1996); *Phys. Lett. B* **411**, 173 (1997).
- [27] F. Fiedler *et al.*, *Nucl. Instrum. Methods Phys. Res., Sect. A* **624**, 203 (2010).
- [28] G. J. Feldman and R. D. Cousins, *Phys. Rev. D* **57**, 3873 (1998).
- [29] S. Moch and P. Uwer, *Phys. Rev. D* **78**, 034003 (2008); U. Langenfeld, S. Moch, and P. Uwer, *Phys. Rev. D* **80**, 054009 (2009); M. Aliev *et al.*, *Comput. Phys. Commun.* **182**, 1034 (2011).
- [30] This value is derived by multiplying  $f_{\text{meas}}$  with the NLO SM prediction of  $C = 0.777_{-0.042}^{+0.027}$  [4]. The physical region of this measurement is  $0 \leq f_{\text{meas}} \leq 1$ , which translates into a requirement of  $0 \leq C_{\text{meas}} \leq 0.777$ . This is in contrast to the measurement of  $C_{\text{meas}} = 0.10_{-0.44}^{+0.42}(\text{stat} + \text{syst})$  in Ref. [11], where  $-1 \leq C_{\text{meas}} \leq 1$  is allowed. Therefore, both results have to be compared with caution.