

Search for the Standard Model Higgs Boson in Associated WH Production in 9.7 fb^{-1} of $p\bar{p}$ Collisions with the D0 Detector

V. M. Abazov,³² B. Abbott,⁶⁹ B. S. Acharya,²⁶ M. Adams,⁴⁶ T. Adams,⁴⁴ G. D. Alexeev,³² G. Alkhazov,³⁶ A. Alton,^{58,*} G. Alverson,⁵⁷ A. Askew,⁴⁴ S. Atkins,⁵⁵ K. Augsten,⁷ C. Avila,⁵ F. Badaud,¹⁰ L. Bagby,⁴⁵ B. Baldin,⁴⁵ D. V. Bandurin,⁴⁴ S. Banerjee,²⁶ E. Barberis,⁵⁷ P. Baringer,⁵³ J. F. Bartlett,⁴⁵ U. Bassler,¹⁵ V. Bazterra,⁴⁶ A. Bean,⁵³ M. Begalli,² L. Bellantoni,⁴⁵ S. B. Beri,²⁴ G. Bernardi,¹⁴ R. Bernhard,¹⁹ I. Bertram,³⁹ M. Besançon,¹⁵ R. Beuselinck,⁴⁰ P. C. Bhat,⁴⁵ S. Bhatia,⁶⁰ V. Bhatnagar,²⁴ G. Blazey,⁴⁷ S. Blessing,⁴⁴ K. Bloom,⁶¹ A. Boehnlein,⁴⁵ D. Boline,⁶⁶ E. E. Boos,³⁴ G. Borissov,³⁹ T. Bose,⁵⁶ A. Brandt,⁷² O. Brandt,²⁰ R. Brock,⁵⁹ A. Bross,⁴⁵ D. Brown,¹⁴ J. Brown,¹⁴ X. B. Bu,⁴⁵ M. Buehler,⁴⁵ V. Buescher,²¹ V. Bunichev,³⁴ S. Burdin,^{39,†} C. P. Buszello,³⁸ E. Camacho-Pérez,²⁹ B. C. K. Casey,⁴⁵ H. Castilla-Valdez,²⁹ S. Caughron,⁵⁹ S. Chakrabarti,⁶⁶ D. Chakraborty,⁴⁷ K. M. Chan,⁵¹ A. Chandra,⁷⁴ E. Chapon,¹⁵ G. Chen,⁵³ S. Chevalier-Théry,¹⁵ D. K. Cho,⁷¹ S. W. Cho,²⁸ S. Choi,²⁸ B. Choudhary,²⁵ S. Cihangir,⁴⁵ D. Claes,⁶¹ J. Clutter,⁵³ M. Cooke,⁴⁵ W. E. Cooper,⁴⁵ M. Corcoran,⁷⁴ F. Couderc,¹⁵ M.-C. Cousinou,¹² A. Croc,¹⁵ D. Cutts,⁷¹ A. Das,⁴² G. Davies,⁴⁰ S. J. de Jong,^{30,31} E. De La Cruz-Burelo,²⁹ F. Déliot,¹⁵ R. Demina,⁶⁵ D. Denisov,⁴⁵ S. P. Denisov,³⁵ S. Desai,⁴⁵ C. Deterre,¹⁵ K. DeVaughan,⁶¹ H. T. Diehl,⁴⁵ M. Diesburg,⁴⁵ P. F. Ding,⁴¹ A. Dominguez,⁶¹ A. Dubey,²⁵ L. V. Dudko,³⁴ D. Duggan,⁶² A. Duperrin,¹² S. Dutt,²⁴ A. Dyshkant,⁴⁷ M. Eads,⁶¹ D. Edmunds,⁵⁹ J. Ellison,⁴³ V. D. Elvira,⁴⁵ Y. Enari,¹⁴ H. Evans,⁴⁹ A. Evdokimov,⁶⁷ V. N. Evdokimov,³⁵ G. Facini,⁵⁷ L. Feng,⁴⁷ T. Ferbel,⁶⁵ F. Fiedler,²¹ F. Filthaut,^{30,31} W. Fisher,⁵⁹ H. E. Fisk,⁴⁵ M. Fortner,⁴⁷ H. Fox,³⁹ S. Fuess,⁴⁵ A. Garcia-Bellido,⁶⁵ J. A. García-González,²⁹ G. A. García-Guerra,^{29,‡} V. Gavrilov,³³ P. Gay,¹⁰ W. Geng,^{12,59} D. Gerbaudo,⁶³ C. E. Gerber,⁴⁶ Y. Gershtein,⁶² G. Ginther,^{45,65} G. Golovanov,³² A. Goussiou,⁷⁶ P. D. Grannis,⁶⁶ S. Greder,¹⁶ H. Greenlee,⁴⁵ G. Grenier,¹⁷ Ph. Gris,¹⁰ J.-F. Grivaz,¹³ A. Grohsjean,^{15,§} S. Grünendahl,⁴⁵ M. W. Grünewald,²⁷ T. Guillemin,¹³ G. Gutierrez,⁴⁵ P. Gutierrez,⁶⁹ S. Hagopian,⁴⁴ J. Haley,⁵⁷ L. Han,⁴ K. Harder,⁴¹ A. Harel,⁶⁵ J. M. Hauptman,⁵² J. Hays,⁴⁰ T. Head,⁴¹ T. Hebbeker,¹⁸ D. Hedin,⁴⁷ H. Hegab,⁷⁰ A. P. Heinson,⁴³ U. Heintz,⁷¹ C. Hensel,²⁰ I. Heredia-De La Cruz,²⁹ K. Herner,⁵⁸ G. Hesketh,^{41,¶} M. D. Hildreth,⁵¹ R. Hirosky,⁷⁵ T. Hoang,⁴⁴ J. D. Hobbs,⁶⁶ B. Hoeneisen,⁹ J. Hogan,⁷⁴ M. Hohlfeld,²¹ I. Howley,⁷² Z. Hubacek,^{7,15} V. Hynek,⁷ I. Iashvili,⁶⁴ Y. Ilchenko,⁷³ R. Illingworth,⁴⁵ A. S. Ito,⁴⁵ S. Jabeen,⁷¹ M. Jaffré,¹³ A. Jayasinghe,⁶⁹ M. S. Jeong,²⁸ R. Jesik,⁴⁰ P. Jiang,⁴ K. Johns,⁴² E. Johnson,⁵⁹ M. Johnson,⁴⁵ A. Jonckheere,⁴⁵ P. Jonsson,⁴⁰ J. Joshi,⁴³ A. W. Jung,⁴⁵ A. Juste,³⁷ K. Kaadze,⁵⁴ E. Kajfasz,¹² D. Karmanov,³⁴ P. A. Kasper,⁴⁵ I. Katsanos,⁶¹ R. Kehoe,⁷³ S. Kermiche,¹² N. Khalatyan,⁴⁵ A. Khanov,⁷⁰ A. Kharchilava,⁶⁴ Y. N. Kharzhev,³² I. Kiselevich,³³ J. M. Kohli,²⁴ A. V. Kozelov,³⁵ J. Kraus,⁶⁰ S. Kulikov,³⁵ A. Kumar,⁶⁴ A. Kupco,⁸ T. Kurča,¹⁷ V. A. Kuzmin,³⁴ S. Lammers,⁴⁹ G. Landsberg,⁷¹ P. Lebrun,¹⁷ H. S. Lee,²⁸ S. W. Lee,⁵² W. M. Lee,⁴⁵ X. Lei,⁴² J. Lellouch,¹⁴ D. Li,¹⁴ H. Li,¹¹ L. Li,⁴³ Q. Z. Li,⁴⁵ J. K. Lim,²⁸ D. Lincoln,⁴⁵ J. Linnemann,⁵⁹ V. V. Lipaev,³⁵ R. Lipton,⁴⁵ H. Liu,⁷³ Y. Liu,⁴ A. Lobodenko,³⁶ M. Lokajicek,⁸ R. Lopes de Sa,⁶⁶ H. J. Lubatti,⁷⁶ R. Luna-Garcia,^{29,**} A. L. Lyon,⁴⁵ A. K. A. Maciel,¹ R. Madar,¹⁵ R. Magaña-Villalba,²⁹ S. Malik,⁶¹ V. L. Malyshev,³² Y. Maravin,⁵⁴ J. Martínez-Ortega,²⁹ R. McCarthy,⁶⁶ C. L. McGivern,⁴¹ M. M. Meijer,^{30,31} A. Melnitchouk,⁶⁰ D. Menezes,⁴⁷ P. G. Mercadante,³ M. Merkin,³⁴ A. Meyer,¹⁸ J. Meyer,²⁰ F. Miconi,¹⁶ N. K. Mondal,²⁶ M. Mulhearn,⁷⁵ E. Nagy,¹² M. Naimuddin,²⁵ M. Narain,⁷¹ R. Nayyar,⁴² H. A. Neal,⁵⁸ J. P. Negret,⁵ P. Neustroev,³⁶ H. T. Nguyen,⁷⁵ T. Nunnemann,²² J. Orduna,⁷⁴ N. Osman,¹² J. Osta,⁵¹ M. Padilla,⁴³ A. Pal,⁷² N. Parashar,⁵⁰ V. Parihar,⁷¹ S. K. Park,²⁸ R. Partridge,^{71,||} N. Parua,⁴⁹ A. Patwa,⁶⁷ B. Penning,⁴⁵ M. Perfilov,³⁴ Y. Peters,⁴¹ K. Petridis,⁴¹ G. Petrillo,⁶⁵ P. Pétrouff,¹³ M.-A. Pleier,⁶⁷ P. L. M. Podesta-Lerma,^{29,††} V. M. Podstavkov,⁴⁵ A. V. Popov,³⁵ M. Prewitt,⁷⁴ D. Price,⁴⁹ N. Prokopenko,³⁵ J. Qian,⁵⁸ A. Quadt,²⁰ B. Quinn,⁶⁰ M. S. Rangel,¹ K. Ranjan,²⁵ P. N. Ratoff,³⁹ I. Razumov,³⁵ P. Renkel,⁷³ I. Ripp-Baudot,¹⁶ F. Rizatdinova,⁷⁰ M. Rominsky,⁴⁵ A. Ross,³⁹ C. Royon,¹⁵ P. Rubinov,⁴⁵ R. Ruchti,⁵¹ G. Sajot,¹¹ P. Salcido,⁴⁷ A. Sánchez-Hernández,²⁹ M. P. Sanders,²² A. S. Santos,^{1,‡‡} G. Savage,⁴⁵ L. Sawyer,⁵⁵ T. Scanlon,⁴⁰ R. D. Schamberger,⁶⁶ Y. Scheglov,³⁶ H. Schellman,⁴⁸ S. Schlobohm,⁷⁶ C. Schwanenberger,⁴¹ R. Schwienhorst,⁵⁹ J. Sekaric,⁵³ H. Severini,⁶⁹ E. Shabalina,²⁰ V. Shary,¹⁵ S. Shaw,⁵⁹ A. A. Shchukin,³⁵ R. K. Shivpuri,²⁵ V. Simak,⁷ P. Skubic,⁶⁹ P. Slattery,⁶⁵ D. Smirnov,⁵¹ K. J. Smith,⁶⁴ G. R. Snow,⁶¹ J. Snow,⁶⁸ S. Snyder,⁶⁷ S. Söldner-Rembold,⁴¹ L. Sonnenschein,¹⁸ K. Soustruznik,⁶ J. Stark,¹¹ D. A. Stoyanova,³⁵ M. Strauss,⁶⁹ L. Suter,⁴¹ P. Svoisky,⁶⁹ M. Takahashi,⁴¹ M. Titov,¹⁵ V. V. Tokmenin,³² Y.-T. Tsai,⁶⁵ K. Tschann-Grimm,⁶⁶ D. Tsybychev,⁶⁶ B. Tuchming,¹⁵ C. Tully,⁶³ L. Uvarov,³⁶ S. Uvarov,³⁶ S. Uzunyan,⁴⁷ R. Van Kooten,⁴⁹ W. M. van Leeuwen,³⁰ N. Varelas,⁴⁶ E. W. Varnes,⁴² I. A. Vasilyev,³⁵ P. Verdier,¹⁷ A. Y. Verkhnev,³² L. S. Vertogradov,³² M. Verzocchi,⁴⁵ M. Vesterinen,⁴¹ D. Vilanova,¹⁵ P. Vokac,⁷ H. D. Wahl,⁴⁴ M. H. L. S. Wang,⁴⁵ J. Warchol,⁵¹ G. Watts,⁷⁶ M. Wayne,⁵¹ J. Weichert,²¹ L. Welty-Rieger,⁴⁸ A. White,⁷² D. Wicke,²³ M. R. J. Williams,³⁹

G. W. Wilson,⁵³ M. Wobisch,⁵⁵ D. R. Wood,⁵⁷ T. R. Wyatt,⁴¹ Y. Xie,⁴⁵ R. Yamada,⁴⁵ S. Yang,⁴ W.-C. Yang,⁴¹ T. Yasuda,⁴⁵ Y. A. Yatsunencko,³² W. Ye,⁶⁶ Z. Ye,⁴⁵ H. Yin,⁴⁵ K. Yip,⁶⁷ S. W. Youn,⁴⁵ J. M. Yu,⁵⁸ J. Zennamo,⁶⁴ T. Zhao,⁷⁶ T. G. Zhao,⁴¹ B. Zhou,⁵⁸ J. Zhu,⁵⁸ M. Zielinski,⁶⁵ D. Zieminska,⁴⁹ and L. Zivkovic⁷¹

(D0 Collaboration)

¹LAFEX, Centro Brasileiro de Pesquisas Físicas, Rio de Janeiro, Brazil

²Universidade do Estado do Rio de Janeiro, Rio de Janeiro, Brazil

³Universidade Federal do ABC, Santo André, Brazil

⁴University of Science and Technology of China, Hefei, People's Republic of China

⁵Universidad de los Andes, Bogotá, Colombia

⁶Charles University, Faculty of Mathematics and Physics, Center for Particle Physics, Prague, Czech Republic

⁷Czech Technical University in Prague, Prague, Czech Republic

⁸Center for Particle Physics, Institute of Physics, Academy of Sciences of the Czech Republic, Prague, Czech Republic

⁹Universidad San Francisco de Quito, Quito, Ecuador

¹⁰LPC, Université Blaise Pascal, CNRS/IN2P3, Clermont, France

¹¹LPSC, Université Joseph Fourier Grenoble I, CNRS/IN2P3, Institut National Polytechnique de Grenoble, Grenoble, France

¹²CPPM, Aix-Marseille Université, CNRS/IN2P3, Marseille, France

¹³LAL, Université Paris-Sud, CNRS/IN2P3, Orsay, France

¹⁴LPNHE, Universités Paris VI and VII, CNRS/IN2P3, Paris, France

¹⁵CEA, Ifu, SPP, Saclay, France

¹⁶IPHC, Université de Strasbourg, CNRS/IN2P3, Strasbourg, France

¹⁷IPNL, Université Lyon I, CNRS/IN2P3, Villeurbanne, France and Université de Lyon, Lyon, France

¹⁸III. Physikalisches Institut A, RWTH Aachen University, Aachen, Germany

¹⁹Physikalisches Institut, Universität Freiburg, Freiburg, Germany

²⁰II. Physikalisches Institut, Georg-August-Universität Göttingen, Göttingen, Germany

²¹Institut für Physik, Universität Mainz, Mainz, Germany

²²Ludwig-Maximilians-Universität München, München, Germany

²³Fachbereich Physik, Bergische Universität Wuppertal, Wuppertal, Germany

²⁴Panjab University, Chandigarh, India

²⁵Delhi University, Delhi, India

²⁶Tata Institute of Fundamental Research, Mumbai, India

²⁷University College Dublin, Dublin, Ireland

²⁸Korea Detector Laboratory, Korea University, Seoul, Korea

²⁹CINVESTAV, Mexico City, Mexico

³⁰Nikhef, Science Park, Amsterdam, Netherlands

³¹Radboud University Nijmegen, Nijmegen, Netherlands

³²Joint Institute for Nuclear Research, Dubna, Russia

³³Institute for Theoretical and Experimental Physics, Moscow, Russia

³⁴Moscow State University, Moscow, Russia

³⁵Institute for High Energy Physics, Protvino, Russia

³⁶Petersburg Nuclear Physics Institute, St. Petersburg, Russia

³⁷Institució Catalana de Recerca i Estudis Avançats (ICREA) and Institut de Física d'Altes Energies (IFAE), Barcelona, Spain

³⁸Uppsala University, Uppsala, Sweden

³⁹Lancaster University, Lancaster LA1 4YB, United Kingdom

⁴⁰Imperial College London, London SW7 2AZ, United Kingdom

⁴¹The University of Manchester, Manchester M13 9PL, United Kingdom

⁴²University of Arizona, Tucson, Arizona 85721, USA

⁴³University of California Riverside, Riverside, California 92521, USA

⁴⁴Florida State University, Tallahassee, Florida 32306, USA

⁴⁵Fermi National Accelerator Laboratory, Batavia, Illinois 60510, USA

⁴⁶University of Illinois at Chicago, Chicago, Illinois 60607, USA

⁴⁷Northern Illinois University, DeKalb, Illinois 60115, USA

⁴⁸Northwestern University, Evanston, Illinois 60208, USA

⁴⁹Indiana University, Bloomington, Indiana 47405, USA

⁵⁰Purdue University Calumet, Hammond, Indiana 46323, USA

⁵¹University of Notre Dame, Notre Dame, Indiana 46556, USA

⁵²Iowa State University, Ames, Iowa 50011, USA

⁵³University of Kansas, Lawrence, Kansas 66045, USA

- ⁵⁴Kansas State University, Manhattan, Kansas 66506, USA
⁵⁵Louisiana Tech University, Ruston, Louisiana 71272, USA
⁵⁶Boston University, Boston, Massachusetts 02215, USA
⁵⁷Northeastern University, Boston, Massachusetts 02115, USA
⁵⁸University of Michigan, Ann Arbor, Michigan 48109, USA
⁵⁹Michigan State University, East Lansing, Michigan 48824, USA
⁶⁰University of Mississippi, University, Mississippi 38677, USA
⁶¹University of Nebraska, Lincoln, Nebraska 68588, USA
⁶²Rutgers University, Piscataway, New Jersey 08855, USA
⁶³Princeton University, Princeton, New Jersey 08544, USA
⁶⁴State University of New York, Buffalo, New York 14260, USA
⁶⁵University of Rochester, Rochester, New York 14627, USA
⁶⁶State University of New York, Stony Brook, New York 11794, USA
⁶⁷Brookhaven National Laboratory, Upton, New York 11973, USA
⁶⁸Langston University, Langston, Oklahoma 73050, USA
⁶⁹University of Oklahoma, Norman, Oklahoma 73019, USA
⁷⁰Oklahoma State University, Stillwater, Oklahoma 74078, USA
⁷¹Brown University, Providence, Rhode Island 02912, USA
⁷²University of Texas, Arlington, Texas 76019, USA
⁷³Southern Methodist University, Dallas, Texas 75275, USA
⁷⁴Rice University, Houston, Texas 77005, USA
⁷⁵University of Virginia, Charlottesville, Virginia 22904, USA
⁷⁶University of Washington, Seattle, Washington 98195, USA
(Received 3 August 2012; published 20 September 2012)

We present a search for the standard model Higgs boson in final states with a charged lepton (electron or muon), missing transverse energy, and two or three jets, at least one of which is identified as a b -quark jet. The search is primarily sensitive to $WH \rightarrow \ell \nu b\bar{b}$ production and uses data corresponding to 9.7 fb^{-1} of integrated luminosity collected with the D0 detector at the Fermilab Tevatron $p\bar{p}$ Collider at $\sqrt{s} = 1.96 \text{ TeV}$. We observe agreement between the data and the expected background. For a Higgs boson mass of 125 GeV, we set a 95% C.L. upper limit on the production of a standard model Higgs boson of $5.2 \times \sigma_{\text{SM}}$, where σ_{SM} is the standard model Higgs boson production cross section, while the expected limit is $4.7 \times \sigma_{\text{SM}}$.

DOI: [10.1103/PhysRevLett.109.121804](https://doi.org/10.1103/PhysRevLett.109.121804)

PACS numbers: 14.80.Bn, 13.85.Rm

The Higgs boson is the only fundamental particle in the standard model (SM) predicted as a direct consequence of the Higgs mechanism describing spontaneous electroweak symmetry breaking [1–3].

The Higgs mechanism generates the masses of the weak gauge bosons and provides an explanation for the nonzero masses of fermions generated by their Yukawa couplings to the Higgs field. The mass of the Higgs boson (M_H) is a free parameter in the SM that must be constrained by experimental results. The direct searches at the CERN e^+e^- Collider (LEP) [4] exclude $M_H < 114.4 \text{ GeV}$ at the 95% confidence level (C.L.), and precision measurements of other electroweak parameters constrain M_H to be less than 152 GeV [5–7]. The region $147 < M_H < 179 \text{ GeV}$ is excluded by the combined analysis of the CDF and D0 Collaborations [8]. The ATLAS and CMS Collaborations at the CERN Large Hadron Collider (LHC) have excluded much of the allowed mass range and reported excesses at the 2–3 standard deviation (s.d.) level for $M_H \approx 125 \text{ GeV}$ [9,10]. The experiments now exclude $111 < M_H < 122 \text{ GeV}$, $129 < M_H < 559 \text{ GeV}$ (ATLAS) [11], and $110 < M_H < 122 \text{ GeV}$, $127 < M_H < 600 \text{ GeV}$

(CMS) [12]. Both experiments have observed a resonance consistent with SM Higgs production at $M_H \approx 125 \text{ GeV}$, primarily in the $\gamma\gamma$ and ZZ final states, above the 5 s.d. level [11,12]. Demonstrating that the observed resonance is due to SM Higgs boson production requires also observing it in the $b\bar{b}$ final state, which is the dominant decay mode in this mass range.

The dominant Higgs boson production process at the Tevatron Collider is gluon-gluon fusion. The associated production of a Higgs boson with a weak boson occurs at a rate about 3 times lower than the gluon-gluon fusion production process but is of particular importance in Higgs boson searches. At masses below $M_H \approx 135 \text{ GeV}$, $H \rightarrow b\bar{b}$ decays dominate but are difficult to distinguish from background when the Higgs boson is produced by gluon-gluon fusion. Instead, associated production of a Higgs boson and a W boson is one of the most sensitive search channels at the Tevatron.

This Letter presents a search based on events with one charged lepton ($\ell = e$ or μ), an imbalance in transverse energy (\cancel{E}_T) that arises from the neutrino in the $W \rightarrow \ell \nu$ decay, and two or three jets, where one or more of these jets

is selected as a candidate b quark (“ b -tagged”) jet. The search is also sensitive to ZH production when one of the charged leptons from the $Z \rightarrow \ell^+ \ell^-$ decay is not identified. The analysis is optimized by subdividing into channels with different background compositions and signal to background ratios based on lepton flavor, jet multiplicity, and the number and quality of candidate b -quark jets.

Several searches for $WH \rightarrow \ell \nu b \bar{b}$ production have already been reported at a $p\bar{p}$ center-of-mass energy of $\sqrt{s} = 1.96$ TeV, most recently by the CDF Collaboration [13]. Previous searches [14–18] by the D0 Collaboration use subsamples of the data presented in this Letter with integrated luminosities up to 5.3 fb^{-1} . We present an updated search using a multivariate approach with a full data set which, after imposing data quality requirements, corresponds to an integrated luminosity of 9.7 fb^{-1} .

This analysis uses most of the major components of the D0 detector, described in detail in Refs. [19–22]. Events in the electron channel are selected with triggers requiring an electromagnetic object in the calorimeter or an electromagnetic object with additional jets. In the muon channel we use a mixture of single muon, muon plus jet, \cancel{E}_T plus jet, and multijet triggers. We correct simulated events for trigger efficiency by using a method similar to that described in Ref. [18].

Several SM processes produce or can mimic a final state with a charged lepton, \cancel{E}_T , and jets, including diboson (WW , WZ , and ZZ), V + jets ($V = W$ or Z), $t\bar{t}$, single top quark, and multijet (MJ) production. We estimate the MJ background from data and other backgrounds from simulation. The V + jets and $t\bar{t}$ samples are simulated with the ALPGEN [23] Monte Carlo (MC) generator interfaced to PYTHIA [24] for parton showering and hadronization. ALPGEN samples are produced by using the MLM parton-jet matching prescription [23]. The V + jets samples contain $V + jj$ (where $j = u, d, s, \text{ or } g$) and $V + cj$ (together denoted as “ V + light-flavor”) processes, and $V + b\bar{b}$ and $V + c\bar{c}$ (together denoted as “ V + heavy-flavor”), generated separately from V + light-flavor. PYTHIA is used to simulate the production of dibosons (WW , WZ , and ZZ) and all signal processes. Single top quark events are generated with the SINGLETOP event generator [25,26] using PYTHIA for parton evolution and hadronization. Simulation of background and signal processes uses the CTEQ6L1 [27,28] leading-order (LO) parton distribution functions. Events are processed through a full D0 detector simulation based on GEANT [29]. To account for multiple $p\bar{p}$ interactions, all generated events are overlaid with an event from a sample of random beam crossings with the same instantaneous luminosity profile as the data. Further on, events are reconstructed by using the same software as is used for the data.

The signal cross sections and branching fractions \mathcal{B} are normalized to the SM predictions [8]. Next-to-LO (NLO) cross sections are used for single top quark [30] and diboson [31,32] production and approximate

next-to-NLO (NNLO) for $t\bar{t}$ production [33]. The V + jets processes are normalized to the NNLO cross section [34] with MSTW2008 NNLO parton distribution functions [35]. The V + heavy-flavor events are corrected by using the NLO to LO ratio obtained from the Monte Carlo program MCFM [32,36]. We compare the data with the prediction for V + jets production and find a relative data to MC normalization factor of 1.0 ± 0.1 , obtained after subtracting all other expected background processes and before b tagging.

This analysis begins with the selection of events with exactly one charged lepton, either an electron with transverse momentum $p_T > 15$ GeV and pseudorapidity [37] $|\eta| < 1.1$ or $1.5 < |\eta| < 2.5$ or a muon with $p_T > 15$ GeV and $|\eta| < 2.0$. Events are also required to have $\cancel{E}_T > 15(20)$ GeV for the electron (muon) channel and two or three jets with $p_T > 20$ GeV (after calibration of the jet energy [38]) and $|\eta| < 2.5$. \cancel{E}_T is calculated from the energy deposits in the calorimeter cells and is corrected for the presence of muons [18].

Electron candidates are identified based on a multivariate discriminant that uses information from the central tracker, preshower detectors, and calorimeter. Muon candidates are identified from the hits in the muon system that are matched to a central track and must be isolated from the energy deposits in the calorimeter. Inefficiencies introduced by lepton identification and isolation criteria are determined from $Z \rightarrow \ell\ell$ data and used to correct the efficiency in simulated events to match that in the data.

Jets are reconstructed by using a midpoint cone algorithm [39] with a radius of $\Delta\mathcal{R} = \sqrt{(\Delta y)^2 + (\Delta\phi)^2} = 0.5$, where y is the rapidity. Differences in efficiency for jet identification and jet energy resolution between the data and simulation are applied as corrections to the MC [18].

Comparison of ALPGEN with other generators [40] and with the data [41] shows discrepancies in distributions of lepton and jet η , dijet angular separations, and the p_T of W and Z bosons for V + jets events. The data are therefore used to correct the ALPGEN V + jets MC events by weighting the simulated distributions of lepton η , leading and second-leading jet η , $\Delta\mathcal{R}$ between the two leading jets, and the W boson p_T through the use of functions that bring the total simulated background into agreement with the data before b tagging, similar to the method employed in Ref. [18].

Multijet backgrounds are estimated from the data [18]. Before applying b tagging, we perform a fit to the distribution of the transverse mass [6] of the W boson candidate (M_T^W) to determine the normalization of the MJ and V + jets backgrounds simultaneously. To suppress MJ background, events with $M_T^W < (40 - 0.5 \times \cancel{E}_T)$ are removed in both the electron and muon channels.

To further suppress the MJ background, we construct a multivariate discriminator that exploits kinematic differences between the MJ background and signal. The

TABLE I. Summary of event yields for $W + 2$ - and $W + 3$ -jets final states. The number of events in the data is compared with the expected number of background events. Signal contributions ($M_H = 125$ GeV) are shown for WH and ZH production with $H \rightarrow b\bar{b}$. All listed signal sources are considered when setting limits. Uncertainties include both statistical and systematic contributions, as described later in this Letter.

	Pre- b -tag	One tight b tag	Two b tags
WH	41.2 ± 3.2	12.5 ± 1.2	17.3 ± 1.7
ZH	4.7 ± 0.4	1.4 ± 0.1	1.9 ± 0.1
VV	6824 ± 678	648 ± 55	256 ± 18
$V + 1f$	$206\,358 \pm 18\,624$	7149 ± 794	2527 ± 306
$V + hf$	$34\,068 \pm 4447$	6486 ± 1510	3164 ± 739
Top	7222 ± 555	2413 ± 229	2437 ± 238
Multijet	$68\,366 \pm 6668$	4634 ± 473	2020 ± 192
All bkg.	$322\,838 \pm 24\,756$	$21\,330 \pm 2190$	$10\,404 \pm 1059$
Data	322 836	20 684	10 071

multivariate discriminator is a boosted decision tree (BDT) implemented in the TMVA package [42]. The output distribution in the data is well modeled by the total expected simulated and MJ backgrounds and is used as one of the inputs to the final signal discriminant.

The b -tagging algorithm for identifying jets originating from b quarks is based on a combination of variables sensitive to the presence of tracks or secondary vertices displaced significantly from the $p\bar{p}$ interaction vertex. This algorithm provides improved performance over an earlier neural network algorithm [43]. The efficiency is determined for taggable jets, which contain at least two tracks with each having at least one hit in the silicon microstrip tracker. The efficiency for jets to satisfy the taggability and b -tagging requirements in the simulation is corrected to reproduce the data.

Events must have at least one b -tagged jet. If exactly one jet is b -tagged, the b -identification discriminant output of

that jet must satisfy the tight selection threshold described below. Such events are classified as having one tight b tag. Events with two or more b -tagged jets are assigned to either the two loose b tags, two medium b tags, or two tight b tags category, depending on the value of the average b -identification discriminant of the two jets with the highest discriminant values. The operating point for the loose (medium, tight) threshold has an identification efficiency of 79% (57%, 47%) for individual b jets, averaged over selected jet p_T and η distributions, with a b -tagging misidentification rate of 11% (0.6%, 0.15%) for light-quark jets, calculated by the method described in Ref. [43].

After applying these selection criteria, the expected event yields for the backgrounds and for a Higgs boson with mass $M_H = 125$ GeV are compared to the observed number of events in Table I. Figure 1(a) shows the distribution of the dijet invariant mass, using the two jets with the highest b -identification output, for events with exactly two jets and all b -tagged categories. The data are well described by the predicted background in all b -tag categories.

To separate the signal and background, we use final BDTs trained on the $WH \rightarrow \ell\nu b\bar{b}$ signal samples and all the SM processes as background. We train an independent final BDT, using an individually optimized set of inputs, for each lepton flavor, jet multiplicity, b -tag category, and M_H value considered, with M_H varying between 100 and 150 GeV in 5 GeV steps. When selecting input variables, we ensure that each is well modeled and displays good separation between the signal and one or more backgrounds. Figures 1(b) and 1(c) show the final BDT output distributions for the two medium and two tight b -tag channels in two-jet events with electron and muon channels combined.

Uncertainties on the normalization and shape of the final BDT output distributions affect our sensitivity to a potential signal. Theoretical uncertainties include uncertainties on the $t\bar{t}$ and single top quark production cross sections

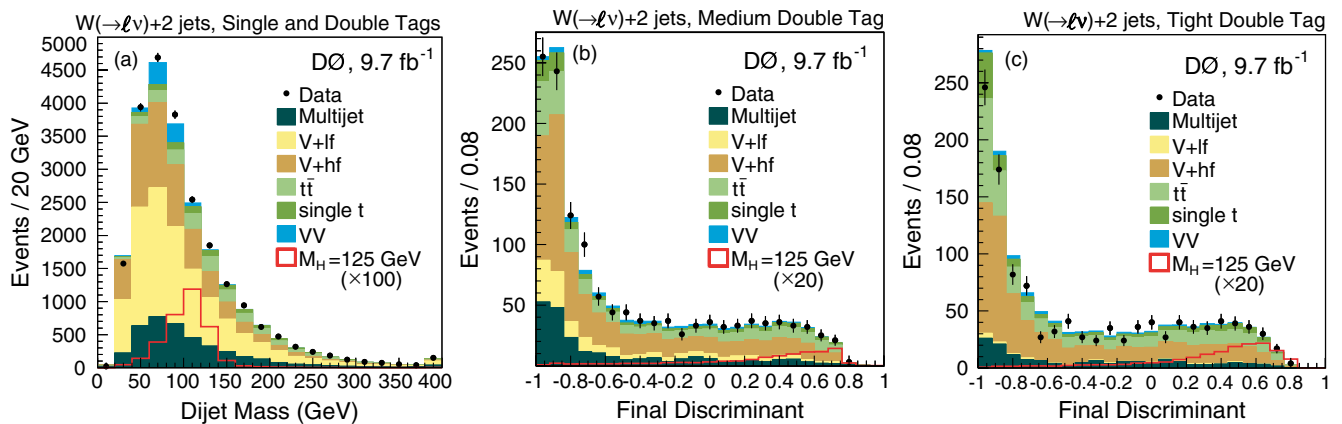


FIG. 1 (color online). (a) The dijet mass distribution for all b -tag categories and two-jet exclusive events. (b) The final BDT output for two medium b -tagged events and (c) two tight b -tagged events. Electron and muon channels are combined. The Higgs boson signal is shown for $M_H = 125$ GeV. Signal events are scaled by a factor of 100 in (a) and 20 in (b) and (c).

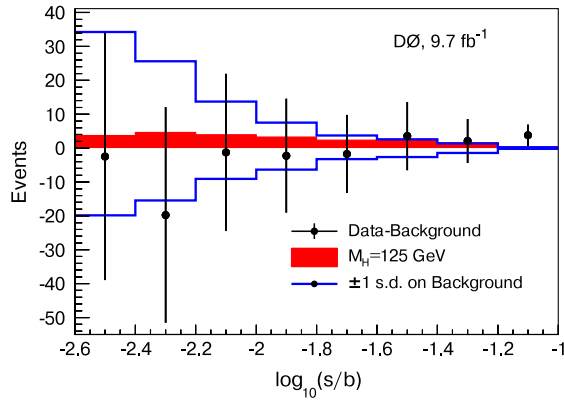


FIG. 2 (color online). Distribution of the difference between the data and background expectation of the final BDT discriminant output for $M_H = 125$ GeV for the background-only model, shown with statistical uncertainties (points with error bars). The solid lines represent the ± 1 s.d. systematic uncertainty after constraining with the data. The darker shaded region is the expected final BDT distribution for a SM Higgs signal for $M_H = 125$ GeV. Here we combine BDT discriminant bins from each channel according to the bins' $\log_{10}(s/b)$ values.

(each having a 7% uncertainty [30,33]), an uncertainty on the diboson production cross section (6% [31]), $V +$ light-flavor production (6%), and $V +$ heavy-flavor production (20%, estimated from MCFM [32,36]).

Uncertainties from modeling that affect both the shape and normalization of the final BDT distributions include uncertainties on trigger efficiency as derived from the data (3%–5%), lepton identification and reconstruction efficiency (5%–6%), reweighting of ALPGEN MC samples (2%), and the MLM matching [23] applied to $V +$ light-flavor events ($\approx 0.5\%$). Uncertainties on the ALPGEN renormalization and factorization scales are evaluated by multiplying the nominal scale for each, simultaneously, by factors of 0.5 and 2.0 (2%), while uncertainties on the choice of parton distribution functions (2%) are estimated by using the prescription of Refs. [28,44].

Experimental uncertainty that affects only the normalization of the expected signal and simulated backgrounds arises from the uncertainty on the integrated luminosity (6.1%) [45]. Those that affect the final BDT distribution shapes include jet taggability (3% per jet), b -tagging efficiency (2.5%–3% per heavy-quark jet), the light-quark jet misidentification rate (10% per jet), jet identification efficiency (5%), and jet energy calibration and resolution (varying between 5% and 15%, depending on the process and channel). The MJ background model has

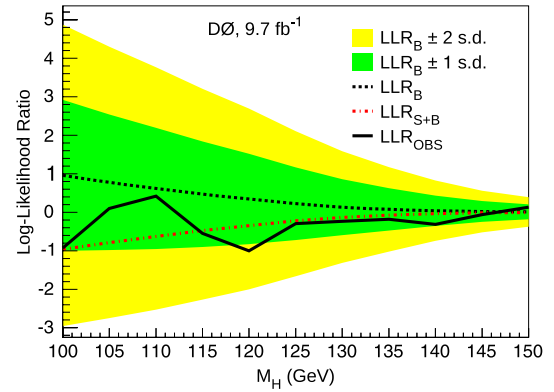


FIG. 3 (color online). Log-likelihood ratio for the background-only model (LLR_B , with 1 and 2 s.d. uncertainty bands), signal + background model (LLR_{S+B}), and data (LLR_{obs}) versus M_H .

a contribution from the statistical uncertainty of the data after tagging (10%–20%).

To demonstrate measurement of processes with small cross sections in the same final state as WH , we train a discriminant with WZ and ZZ production as the signal, using the same event selection and input variables. We observe a 1.0 s.d. excess in the data over the background expectation, and our expected sensitivity is 1.8 s.d. If interpreted as a cross section measurement, the resulting scale factor with respect to the predicted SM value [31,32] of 4.4 ± 0.3 pb is $0.55 \pm 0.36(\text{stat}) \pm 0.37(\text{syst})$.

In the search for the SM Higgs boson, we observe no significant excess relative to the SM expectation and proceed to set upper limits on the SM Higgs boson production cross section. We calculate all limits at the 95% C.L. using the modified frequentist CL_s approach with a Poisson log-likelihood ratio of the signal + background hypothesis to the background-only hypotheses as the test statistic [46–48]. We treat systematic uncertainties as “nuisance parameters” constrained by their priors, and the best fits of these parameters are determined at each value of M_H by maximizing the likelihood with respect to the data. We remove the $V +$ jets normalization obtained from the M_T^W distribution and allow the components to vary by the aforementioned uncertainties of 6% and 20% on $V +$ light-flavor and $V +$ heavy-flavor production, respectively. Independent fits are performed to the background-only and signal-plus-background hypotheses. All correlations are maintained among channels and between the signal and background. Figure 2 shows the background-subtracted data along with the best fit for the background-only

TABLE II. The ratio of the observed, R_{obs} , and expected, R_{expt} , 95% upper limit to the SM Higgs boson production cross section.

M_H (GeV)	100	105	110	115	120	125	130	135	140	145	150
R_{expt}	2.2	2.5	2.9	3.2	3.8	4.7	6.2	8.2	11.7	17.5	25.6
R_{obs}	2.8	2.6	2.9	3.7	5.0	5.2	6.8	8.9	15.1	18.8	21.8

model ± 1 s.d. systematic uncertainties and the expected signal contribution for all channels combined, where we combine bins from each channel according to their $\log_{10}(s/b)$ value in order to group bins with similar sensitivity. The log-likelihood ratios for the background-only model and the signal-plus-background model as a function of M_H are shown in Fig. 3. The upper limit on the cross section for $\sigma(p\bar{p} \rightarrow H + X) \times \mathcal{B}(H \rightarrow b\bar{b})$ for $M_H = 125$ GeV is a factor of 5.2 larger than the SM expectation, and our expected sensitivity is 4.7. The corresponding observed and expected limits relative to the SM expectation are given in Table II.

In conclusion, we have performed a search for SM Higgs boson production in $\ell + \cancel{E}_T + \text{jets}$ final states using two or three jets and b -tagging with the full run II data set of 9.7 fb^{-1} of integrated luminosity from the D0 detector. The results are in agreement with the expected event yield, and we set upper limits on $\sigma(p\bar{p} \rightarrow H + X) \times \mathcal{B}(H \rightarrow b\bar{b})$ relative to the SM Higgs boson cross section σ_{SM} for M_H between 100 and 150 GeV, as summarized in Table II. For $M_H = 125$ GeV, the observed limit normalized to the SM prediction is 5.2, and the expected limit is 4.7.

We thank the staffs at Fermilab and collaborating institutions and acknowledge support from the DOE and NSF (USA); CEA and CNRS/IN2P3 (France); MON, NRC KI, and RFBR (Russia); CNPq, FAPERJ, FAPESP, and FUNDUNESP (Brazil); DAE and DST (India); Colciencias (Colombia); CONACyT (Mexico); NRF (Korea); FOM (Netherlands); STFC and the Royal Society (United Kingdom); MSMT and GACR (Czech Republic); BMBF and DFG (Germany); SFI (Ireland); The Swedish Research Council (Sweden); and CAS and CNSF (China).

*Visitor from Augustana College, Sioux Falls, SD, USA.

†Visitor from The University of Liverpool, Liverpool, United Kingdom.

‡Visitor from UPIITA-IPN, Mexico City, Mexico.

§Visitor from DESY, Hamburg, Germany.

||Visitor from SLAC, Menlo Park, CA, USA.

¶Visitor from University College London, London, United Kingdom.

**Visitor from Centro de Investigacion en Computacion - IPN, Mexico City, Mexico.

††Visitor from ECFM, Universidad Autonoma de Sinaloa, Culiacán, Mexico.

‡‡Visitor from Universidade Estadual Paulista, São Paulo, Brazil.

- [1] P. W. Higgs, *Phys. Rev. Lett.* **13**, 508 (1964).
- [2] F. Englert and R. Brout, *Phys. Rev. Lett.* **13**, 321 (1964).
- [3] G. S. Guralnik, C. R. Hagen, and T. W. B. Kibble, *Phys. Rev. Lett.* **13**, 585 (1964).
- [4] R. Barate *et al.* (LEP Working Group for Higgs boson searches), *Phys. Lett. B* **565**, 61 (2003).

- [5] T. Aaltonen *et al.* (CDF Collaboration), *Phys. Rev. Lett.* **108**, 151803 (2012).
- [6] V. M. Abazov *et al.* (D0 Collaboration), *Phys. Rev. Lett.* **108**, 151804 (2012).
- [7] LEP Electroweak Working Group, <http://lepewwg.web.cern.ch/LEPEWWG/>.
- [8] TEVNP (Tevatron New Phenomena and Higgs Working Group), [arXiv:1203.3774](http://arxiv.org/abs/1203.3774).
- [9] G. Aad *et al.* (ATLAS Collaboration), *Phys. Rev. D* **86**, 032003 (2012).
- [10] S. Chatrchyan *et al.* (CMS Collaboration), *Phys. Lett. B* **710**, 26 (2012).
- [11] G. Aad *et al.* (ATLAS Collaboration), *Phys. Lett. B* **716**, 1 (2012).
- [12] S. Chatrchyan *et al.* (CMS Collaboration), *Phys. Lett. B* **716**, 30 (2012).
- [13] T. Aaltonen *et al.* (CDF Collaboration), *Phys. Rev. Lett.* **109**, 111804 (2012).
- [14] V. M. Abazov *et al.* (D0 Collaboration), *Phys. Rev. Lett.* **94**, 091802 (2005).
- [15] V. M. Abazov *et al.* (D0 Collaboration), *Phys. Lett. B* **663**, 26 (2008).
- [16] V. M. Abazov *et al.* (D0 Collaboration), *Phys. Rev. Lett.* **102**, 051803 (2009).
- [17] V. M. Abazov *et al.* (D0 Collaboration), *Phys. Lett. B* **698**, 6 (2011).
- [18] V. M. Abazov *et al.* (D0 Collaboration), *Phys. Rev. D* **86**, 032005 (2012).
- [19] S. Abachi *et al.* (D0 Collaboration), *Nucl. Instrum. Methods Phys. Res., Sect. A* **338**, 185 (1994).
- [20] V. M. Abazov *et al.* (D0 Collaboration), *Nucl. Instrum. Methods Phys. Res., Sect. A* **565**, 463 (2006).
- [21] M. Abolins *et al.*, *Nucl. Instrum. Methods Phys. Res., Sect. A* **584**, 75 (2008).
- [22] R. Angstadt *et al.*, *Nucl. Instrum. Methods Phys. Res., Sect. A* **622**, 298 (2010).
- [23] M. L. Mangano, M. Moretti, F. Piccinini, R. Pittau, and A. D. Polosa, *J. High Energy Phys.* **07** (2003) 001.
- [24] T. Sjöstrand, S. Mrenna, and P. Z. Skands, *J. High Energy Phys.* **05** (2006) 026.
- [25] E. Boos, V. Bunichev, M. Dubinin, L. Dudko, V. Edneral, V. Ilyin, A. Kryukov, V. Savrin, A. Semenov, and A. Sherstnev, *Nucl. Instrum. Methods Phys. Res., Sect. A* **534**, 250 (2004).
- [26] E. Boos, V. E. Bunichev, L. V. Dudko, V. I. Savrin, and V. V. Sherstnev, *Phys. At. Nucl.* **69**, 1317 (2006).
- [27] H. L. Lai, J. Huston, S. Kuhlmann, F. Olness, J. Owens, D. Soper, W. K. Tung, and H. Weerts, *Phys. Rev. D* **55**, 1280 (1997).
- [28] J. Pumplin, D. R. Stump, J. Huston, H.-L. Lai, P. Nadolsky, and W.-K. Tung, *J. High Energy Phys.* **07** (2002) 012.
- [29] R. Brun and F. Carminati, CERN Program Library Long Writeup W5013 (unpublished).
- [30] N. Kidonakis, *Phys. Rev. D* **74**, 114012 (2006).
- [31] J. M. Campbell and R. K. Ellis, *Phys. Rev. D* **60**, 113006 (1999).
- [32] J. M. Campbell, R. K. Ellis, and C. Williams, MCFM—Monte Carlo for FeMtobarn processes, <http://mcfm.fnal.gov/>.
- [33] U. Langenfeld, S. Moch, and P. Uwer, *Phys. Rev. D* **80**, 054009 (2009).

- [34] R. Hamberg, W. van Neerven, and T. Matsuura, *Nucl. Phys.* **B359**, 343 (1991); **B644**, 403 (2002).
- [35] A.D. Martin, R.G. Roberts, W.J. Stirling, and R.S. Thorne, *Phys. Lett. B* **604**, 61 (2004).
- [36] J.M. Campbell, [arXiv:hep-ph/0105226](https://arxiv.org/abs/hep-ph/0105226).
- [37] The pseudorapidity $\eta = -\ln[\tan\frac{\theta}{2}]$, where θ is the polar angle as measured from the proton beam axis.
- [38] V.M. Abazov *et al.* (D0 Collaboration), *Phys. Rev. D* **85**, 052006 (2012).
- [39] G.C. Blazey *et al.*, [arXiv:hep-ex/0005012](https://arxiv.org/abs/hep-ex/0005012).
- [40] J. Alwall *et al.*, *Eur. Phys. J. C* **53**, 473 (2007).
- [41] V. Abazov *et al.* (D0 Collaboration), *Phys. Lett. B* **669**, 278 (2008).
- [42] H. Voss *et al.*, Proc. Sci., ACAT2007 (2007) 040 [[arXiv:physics/0703039](https://arxiv.org/abs/hep-ph/0703039)]; we use version 4.1.0.
- [43] V.M. Abazov *et al.* (D0 Collaboration), *Nucl. Instrum. Methods Phys. Res., Sect. A* **620**, 490 (2010).
- [44] D. Stump, J. Huston, J. Pumplin, W.-K. Tung, H.-L. Lai, S. Kuhlmann, and J.F. Owens, *J. High Energy Phys.* **10** (2003) 046.
- [45] T. Andeen *et al.*, Report No. FERMILAB-TM-2365, 2007.
- [46] T. Junk, *Nucl. Instrum. Methods Phys. Res., Sect. A* **434**, 435 (1999).
- [47] A.L. Read, *J. Phys. G* **28**, 2693 (2002).
- [48] W. Fisher, Report No. FERMILAB-TM-2386-E, 2007.