



National Uniform & Equipment Survey 2024

Nottinghamshire Police Force Report

Results: October 2025

Dr Camilla De Camargo, Dr Stephanie Wallace, Lois Fairclough,
Dr Sahrish Khan, Zac Mader, Belinda Goodwin, & Dr Yuze Sha

Lancaster
University



POLICE
Federation



Key Findings

This report provides a summary of responses to key questions from the first National Uniform & Equipment Survey for Nottinghamshire Police¹. National results and additional information are available in the main report **here**.

Respondents and Response Rate

- 322 responses were recorded from Nottinghamshire Police, representing a response rate² of approximately 8% (based on March 2024 total police force headcount)³.
- 76% of respondents are police officers, and 24% are police staff.
- 33% of respondents identified as female, 50% as male, and 17% did not specify their sex.

Overall Uniform Experience

- 64% of respondents from Nottinghamshire Police said their experience of wearing uniform is 'negative' or 'extremely negative', higher than the 56% average across the 43 forces in England and Wales.
- 17% of respondents from Nottinghamshire Police said their experience is 'positive', while 19% stated that they have a 'neutral' experience.
- 40% of respondents from Nottinghamshire Police said their uniform items interact together 'poorly' or 'very poorly', while only 10% said that their uniform items interact 'well'.

¹Note that force-specific percentages may differ from those in the main report as the individual force report data are not weighted. See Section 2.3 of the main report for more details.

²Response rates are calculated based on the total force population. Therefore, while, for example, a 10% response rate is reported for the force, the effective response rate among uniformed officers and staff—the intended population for this study—may be higher.

³Home Office (2025) Police Workforce, England and Wales, 31st March 2025: data tables [Dataset]. Available at: <https://www.gov.uk/government/statistics/police-workforce-open-data-tables>.

- 36% reported that their uniform items do not interact well together with Personal Protective Equipment (PPE), while 16% said their uniform and PPE interact 'well'.

Uniform Functionality and Fit

- Over half (51%) of respondents from Nottinghamshire Police disagreed that their uniform is fit for purpose.
- 63% of respondents from Nottinghamshire Police agreed that their uniform restricts their movement.
- 57% of respondents from Nottinghamshire Police said that their uniform is not good quality, while 64% of respondents from this force said that their uniform does not fit well.
- 44% of respondents from Nottinghamshire Police disagreed that their uniform is durable, while 30% agreed.
- 60% of respondents from Nottinghamshire Police said their uniform is uncomfortable, while only 19% said they are comfortable in their uniform.
- 76% of respondents from Nottinghamshire Police disagreed that their uniform keeps them cool in summer, while only 6% agreed.
- 49% of respondents from Nottinghamshire Police said their uniform does not keep them warm in winter, while 67% of respondents disagreed that their uniform is waterproof.

Uniform Items

- 58% of respondents from Nottinghamshire Police reported wearing cargo trousers. Of these respondents, 78% said that this item contributes negatively to their experience of wearing uniform, considerably higher than the national average of 69%.

- 79% of those who wear general purpose trousers from Nottinghamshire Police said that this item contributes to a negative uniform experience.
- 65% of those who wear a utility vest from Nottinghamshire Police said this item contributes to a negative uniform experience.
- 63% of respondents who wear a bowler hat and 59% of respondents who wear a patrol helmet from Nottinghamshire Police said that these items contribute to a negative uniform experience.
- 56% of respondents who wear general purpose body armour (GPBA) said it contributes to a negative uniform experience.

Uniform Access and Stores

- 32% of respondents from Nottinghamshire Police said that obtaining new uniform items is 'easy' or 'extremely easy', while 46% of respondents said it is 'difficult' or 'extremely difficult'.
- 63% of respondents from Nottinghamshire Police reported that they have visited their local uniform store.
- The remaining respondents indicated the following reasons for not visiting a store: 15% said the store was too far to travel to, 10% did not know it was an option, and 9% said it is not an option to visit.
- Among those who had visited a store, 37% reported that items were not available in their size, and 30% said some but not all items were available in their size.
- Most respondents from Nottinghamshire Police received the items they ordered within three months (40%), 40% received items within weeks, and 13% faced long wait times of three to six months.

Uniform Cost

- 82% of respondents from Nottinghamshire Police agreed that cost drives uniform decisions, while only 2% disagreed.

Perception of Uniform

- 54% of respondents from Nottinghamshire Police feel professional in their uniform, slightly higher than the average across England and Wales of 51%. However, 23% said they do not feel professional in their uniform.
- 35% of respondents from Nottinghamshire Police feel they look smart in their uniform, while 35% feel they do not look smart.
- 59% of respondents from Nottinghamshire Police feel proud in their uniform, while 15% said they do not feel proud in their uniform.

Uniform and Health and Wellbeing

- Two thirds (66%) of respondents from Nottinghamshire Police reported at least one health condition they believe was caused or made worse by their uniform, highlighting clear concerns about the physical impact of uniform wear.
- Among those who provided their sex, 88% of female respondents from Nottinghamshire Police reported at least one health condition they believe is caused or made worse by their uniform, compared to 74% of male respondents from this force.
- 39% of respondents from Nottinghamshire Police said that their uniform affects their relationship with their body.
- 21% respondents from Nottinghamshire Police agreed that their uniform affects their mental wellbeing, while 23% agreed that their emotional wellbeing has been effected.

Complaints and Sick Leave

- Half (50%) of the respondents from Nottinghamshire Police said they had made a uniform-related complaint.
- For 68% of these complaints, no action was taken.
- 3% of respondents from Nottinghamshire Police have taken time off work due to the negative effects of uniform, lower than the national average of 5%.
- 54% of respondents from Nottinghamshire Police said that although they had experienced negative effects due to wearing their uniform, they did not take sick leave.
- Reasons for not taking sick leave at Nottinghamshire Police included negative attitudes in the force (12%), concerns that taking sick leave would negatively affect work opportunities (11%), and a lack of perceived empathy from line managers (4%).

Uniform Impact on Retention and Role Choices

- 15% of respondents from Nottinghamshire Police have made decisions about their current or future roles based on the uniform they must wear. This includes transitioning to a non-uniformed role, choosing a role based on the required uniform, and even leaving the force due to uniform-related issues.

Thoughts on National Uniform

- 56% of respondents from Nottinghamshire Police agreed that there should be a national uniform across England and Wales, while 12% disagreed, and 32% feel neutral.

Figure 1: Proportion of respondents who said that their experience of uniform is ‘negative’ or ‘extremely negative’.

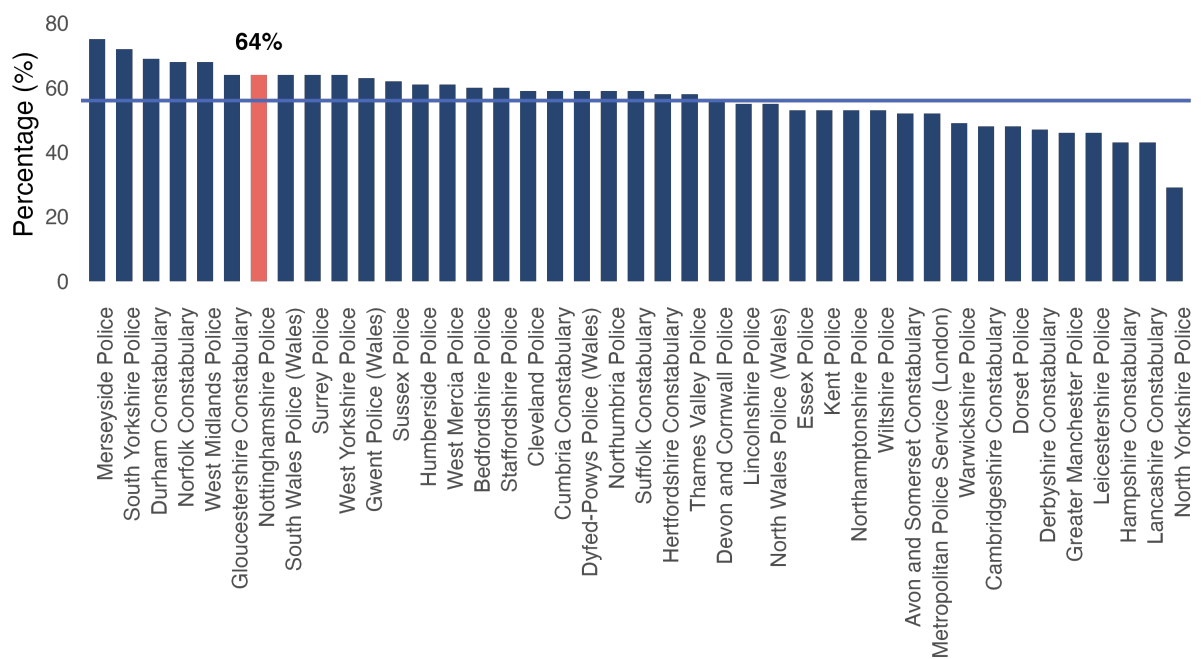


Figure 2: Proportion of respondents who disagreed or strongly disagreed that their uniform is fit for purpose.

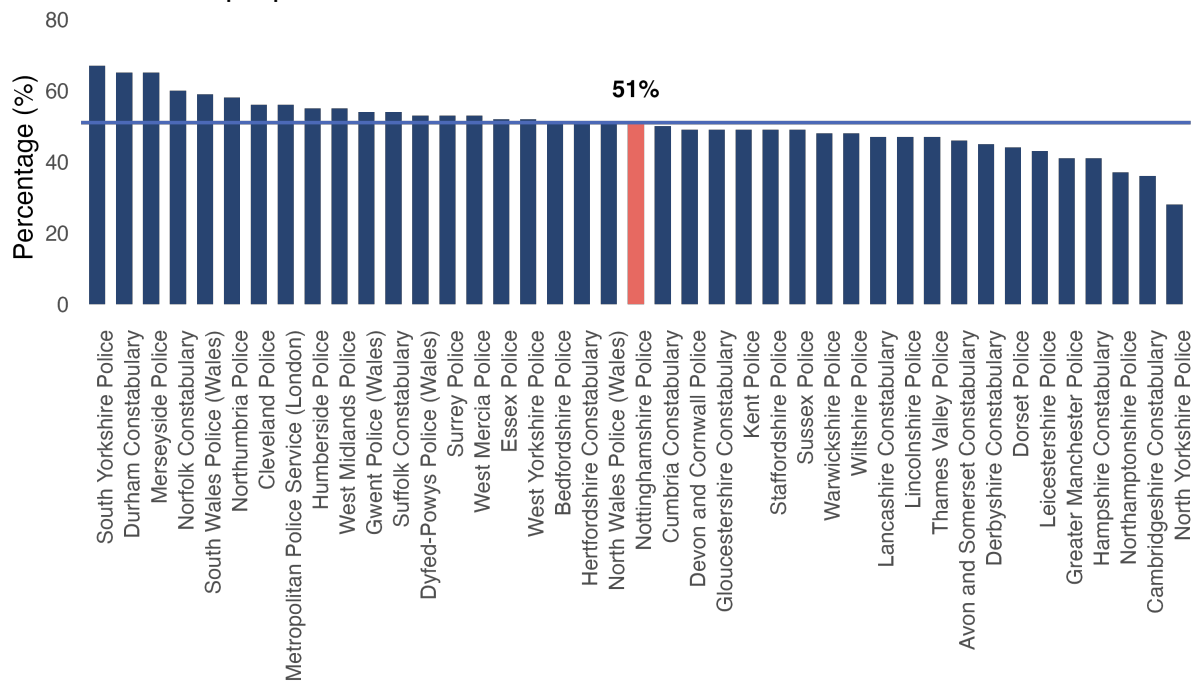


Figure 3: Proportion of respondents who reported one or more physical health conditions they believe to have been caused or made worse by their uniform.

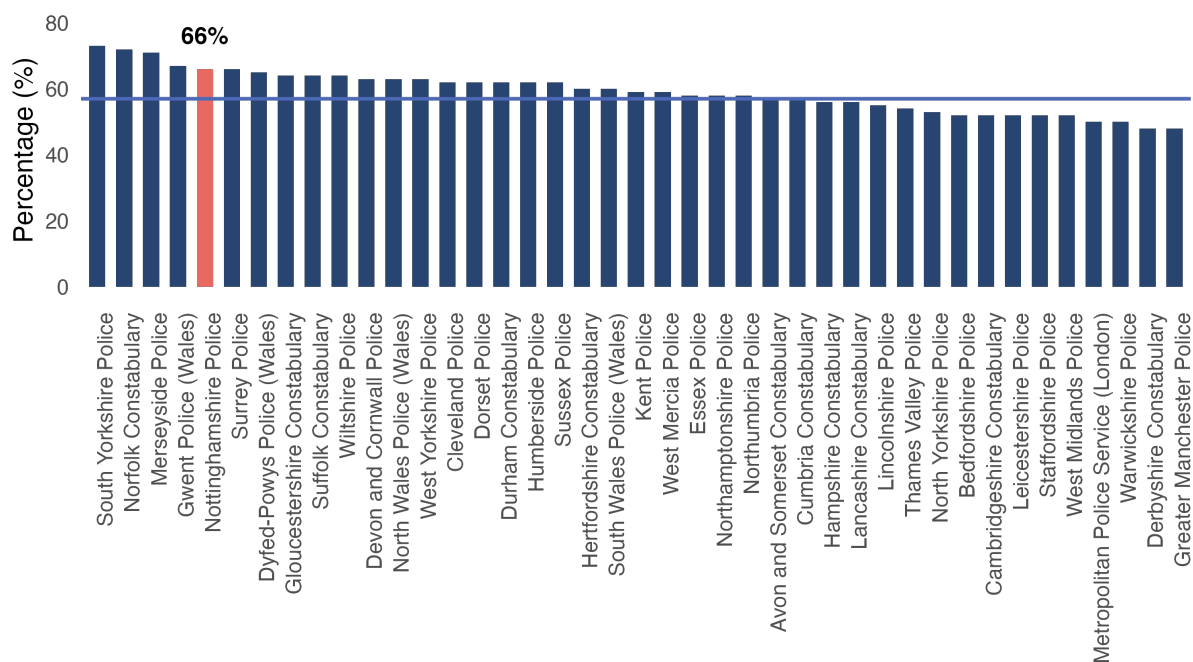


Figure 4: Proportion of uniform-related complaints where no action was taken.

