



National Uniform & Equipment Survey 2024

Leicestershire Police Force Report

Results: October 2025

Dr Camilla De Camargo, Dr Stephanie Wallace, Lois Fairclough,
Dr Sahrish Khan, Zac Mader, Belinda Goodwin, & Dr Yuze Sha

Lancaster
University



POLICE
Federation



Key Findings

This report provides a summary of responses to key questions from the first National Uniform & Equipment Survey for Leicestershire Police¹. National results and additional information are available in the main report **here**.

Respondents and Response Rate

- 261 responses were recorded from Leicestershire Police, representing a response rate² of approximately 6% (based on March 2024 total police force headcount)³.
- 93% of respondents are police officers, and 7% are police staff.
- 28% of respondents identified as female, 49% as male, and 23% did not specify their sex.

Overall Uniform Experience

- 46% of respondents from Leicestershire Police said their experience of wearing uniform is 'negative' or 'extremely negative', lower than the 56% average across the 43 forces in England and Wales.
- 25% of respondents from Leicestershire Police said their experience is 'positive', while 29% stated they have a 'neutral' experience.
- 31% of respondents from Leicestershire Police said their uniform items interact together 'poorly' or 'very poorly', while 20% of respondents said their uniform items interact 'well'.

¹Note that force-specific percentages may differ from those in the main report as the individual force report data are not weighted. See Section 2.3 of the main report for more details.

²Response rates are calculated based on the total force population. Therefore, while, for example, a 10% response rate is reported for the force, the effective response rate among uniformed officers and staff—the intended population for this study—may be higher.

³Home Office (2025) Police Workforce, England and Wales, 31st March 2025: data tables [Dataset]. Available at: <https://www.gov.uk/government/statistics/police-workforce-open-data-tables>.

- 29% reported their uniform items do not interact well together with Personal Protective Equipment (PPE), compared with 23% who said their uniform items and PPE interact 'well'.

Uniform Functionality and Fit

- 43% of respondents from Leicestershire Police disagreed that their uniform is fit for purpose.
- 52% of respondents from Leicestershire Police agreed that their uniform restricts their movement, lower than the 64% average.
- 58% of respondents from Leicestershire Police said their uniform is not good quality, while 63% of respondents from this force said their uniform does not fit well.
- Over half (51%) of respondents from Leicestershire Police disagreed that their uniform is durable, while only 29% agreed.
- 55% of respondents from Leicestershire Police said that their uniform is uncomfortable, only 23% said they are comfortable in their uniform.
- 79% of respondents from Leicestershire Police disagreed that their uniform keeps them cool in summer, while only 6% agreed.
- 43% of respondents from Leicestershire Police disagreed that their uniform keeps them warm in winter, while 35% agreed. However, 58% disagreed that their uniform is waterproof.

Uniform Items

- 64% of respondents from Leicestershire Police reported wearing cargo trousers. Of these respondents, 70% said this item contributes negatively to their experience of wearing uniform.

- 67% of those who wear general purpose trousers from Leicestershire Police said this item contributes to a negative uniform experience.
- 55% of respondents who wear general purpose body armour (GPBA) said it contributes to a negative uniform experience.
- 51% of respondents who wear a bowler hat and 50% who wear a patrol helmet from Leicestershire Police said that these items contribute to a negative uniform experience.

Uniform Access and Stores

- Only 17% of respondents from Leicestershire Police said that obtaining new uniform items is 'easy' or 'extremely easy', while 68% said it is 'difficult' or 'extremely difficult'.
- 71% of respondents from Leicestershire Police reported that they have visited their local uniform store.
- The remaining respondents indicated the following reasons for not visiting a store: 11% did not know it was an option to visit, 7% said it is not an option to visit, and 10% said they are not allowed to visit.
- Among those who had visited a store, 57% stated that all required items were available in their size, 21% said some but not all items were available in their size, and 22% reported that items were not available in their size.
- Most respondents from Leicestershire Police received the items they ordered within three months (36%) or within weeks (29%), while 23% faced long wait times of three to six months.

Uniform Cost

- 83% of respondents from Leicestershire Police agreed that cost drives uniform decisions, while only 2% disagreed.

Perception of Uniform

- 52% of respondents from Leicestershire Police feel they look professional in their uniform. However, 23% said they do not feel professional in their uniform.
- 36% of respondents from Leicestershire Police feel that they look smart in their uniform, while 37% feel they do not look smart.
- Half (50%) of respondents from Leicestershire Police feel proud in their uniform, while 21% said they do not feel proud in their uniform.

Uniform and Health and Wellbeing

- 52% of respondents from Leicestershire Police reported at least one health condition they believe was caused or made worse by their uniform, highlighting clear concerns about the physical impact of uniform wear.
- Among those who provided their sex, 88% of female respondents from Leicestershire Police reported at least one health condition they believe is caused or made worse by their uniform, compared to 56% of male respondents from this force.
- A third (33%) of respondents from Leicestershire Police said that their uniform affects their relationship with their body.
- 16% respondents from Leicestershire Police said uniform affects their mental wellbeing, while 19% said their emotional wellbeing has been effected.

Complaints and Sick Leave

- 29% of respondents from Leicestershire Police said they had made a uniform-related complaint.
- For 69% of these complaints, no action was taken.

- 5% of respondents from Leicestershire Police have taken time off work due to the negative effects of uniform, in line with the national average of 5%.
- 41% of respondents from Leicestershire Police said that although they had experienced negative effects due to wearing their uniform, they did not take sick leave.
- Reasons for not taking sick leave at Leicestershire Police included negative attitudes in the force (9%) and feeling like it was a personal matter (19%).

Uniform Impact on Retention and Role Choices

- 13% of respondents from Leicestershire Police have made decisions about their current or future roles based on the uniform they must wear. This includes transitioning to a non-uniformed role, choosing a role based on the required uniform, and even leaving the force due to uniform-related issues.

Thoughts on National Uniform

- 51% of respondents from Leicestershire Police agreed that there should be a national uniform across England and Wales, while 20% disagreed, and 30% feel neutral.

Figure 1: Proportion of respondents who said that their experience of uniform is 'negative' or 'extremely negative'.

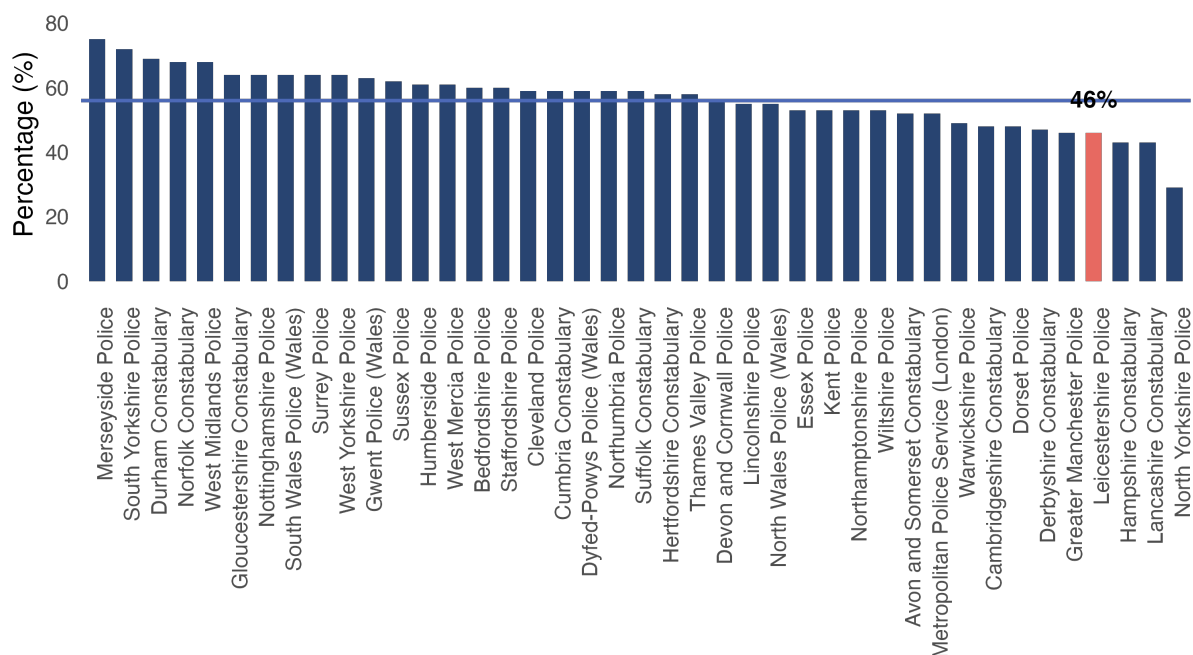


Figure 2: Proportion of respondents who disagreed or strongly disagreed that their uniform is fit for purpose.

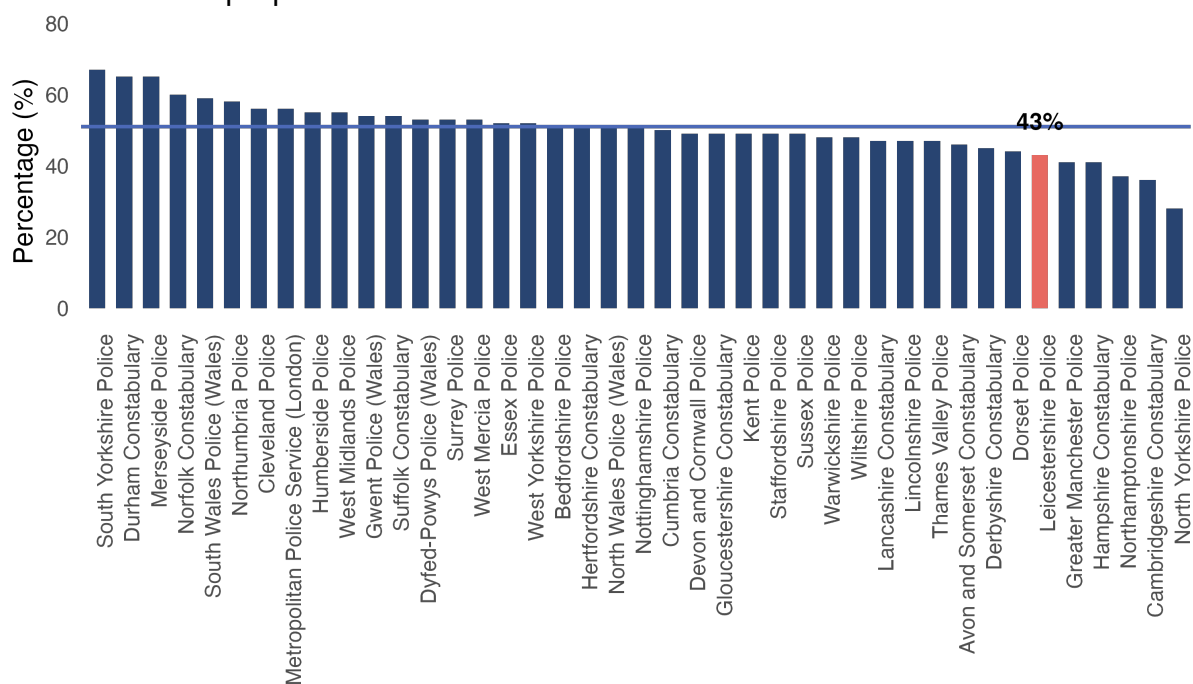


Figure 3: Proportion of respondents who reported one or more physical health conditions they believe to have been caused or made worse by their uniform.

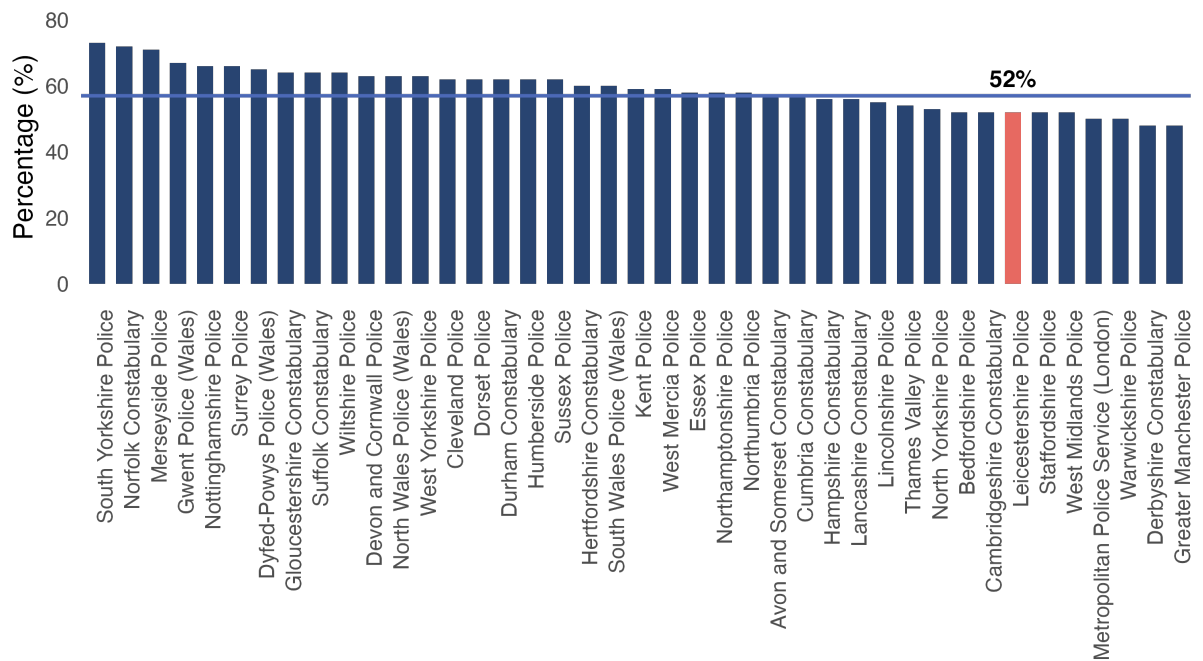


Figure 4: Proportion of uniform-related complaints where no action was taken.

