

Opinion

Deep roots and soil structure

INTRODUCTION

There is convincing evidence for the benefits of deep rooting, especially in relation to drought resistance (Lopes & Reynolds, 2010; Uga *et al.*, 2013). Modelling has shown that greater root depth allows increased water uptake and higher yields (Lilley & Kirkegaard, 2011). Deep rooting is thought to be improved by combinations of traits that confer steeper growth and an ability to penetrate strong layers (Lynch, 2013). There is a view that natural variability in root depth between species and within the same species (e.g. Canadell *et al.*, 1996), for example, for wheat (*Triticum aestivum*), provides a basis for developing breeding programmes to develop deep-rooted crops (e.g. Kell, 2011). However, an alternative explanation is the widely reported effect of soil structure on rooting depth (White & Kirkegaard, 2010; Valentine *et al.*, 2012). The primary purpose of this article is to alert plant scientists to the restrictions to deep rooting that are imposed by soil conditions simply by virtue of depth in the profile which has the effect of increasing soil strength because of the combined effects of hydrostatic pressure and internal soil friction (Richards & Greacen, 1986); in doing so we emphasize the role of soil structure. In some respects these are well reported: for example Valentine *et al.* (2012) demonstrated the importance of macropores, while White & Kirkegaard (2010) showed that at depth all roots were found in pre-existing pores. However, we will argue that in the field the increase in soil strength at depth that occurs irrespective of soil management, must inevitably restrict root growth to existing pore networks. The findings of White & Kirkegaard (2010) showing that deep roots are only found in pores should be considered to be the norm.

SOIL STRENGTH

Measuring the resistance to penetration in soil

An important aspect of understanding the response of roots to strong soil is the ability to conduct laboratory experiments with realistic rooting environments, replicating soil water status, soil strength, oxygen availability and nutrient status experienced in the field. In this article our primary interest is soil strength, and this can be measured with a penetrometer (Fig. 1) both in the lab and the field. In laboratory experiments the elongation rate of roots has been shown to decrease with increasing penetrometer resistance (Bengough & Mullins, 1991). There has been considerable interest in finding relationships between soil properties and penetrometer resistance. It is common practice to measure penetrometer resistance in soil cores, either undisturbed or repacked to a prescribed density, and to develop relationships between penetrometer resistance and various other soil properties (To & Kay, 2005; Whalley *et al.*, 2005; Whalley *et al.*, 2007;

Gao *et al.*, 2012; Gao *et al.*, 2016). To an extent this approach has been very successful and the strength in the surface layers of soil can be predicted with empirical models (Gao *et al.*, 2012). However, a problem arises with deeper layers because field data shows that soil at depth is stronger (Fig. 2), which is not taken into account in simple models (Gao *et al.*, 2016). In our view the over-reliance on relationships between soil penetrometer resistance and other soil conditions (water content, water potential and density) which have been developed with laboratory cores has resulted in the effect of depth on penetrometer resistance being overlooked. However, this effect is well understood by the geotechnical community (e.g. Skempton, 1987) and data such as those shown in Fig. 2, where penetrometer resistance increases with depth, would be considered normal.

A model for soil penetrometer resistance

Gao *et al.* (2016) have recently proposed the following model to predict soil penetrometer resistance (Q),

$$Q = \rho \left(A^* \frac{(F - e)^2}{1 + e} (\sigma_s^p - \psi S^*)^f \right)^2,$$

in relatively well-watered field conditions, where ρ is the dry bulk density of soil in kN m^{-3} , e is the void ratio, σ_s is the net stress (kPa), ψ is matric potential (kPa) and where S^* = degree of saturation (S) if $S > 0.5$, otherwise $S^* = 0.5$ (Gao *et al.*, 2012; Whalley *et al.*, 2012). F , A^* , p and f are empirical adjustable parameters. They assumed that σ_s was simply related to the weight of soil above any given depth, and were able to predict penetrometer data obtained in the field. We have compared different soil density profiles which are commonly reported (e.g. Van den Akker & Schjønning, 2004), and show that at depth all soils increase in strength sufficiently (>2500 kPa) to limit root elongation (Fig. 3). The penetrometer resistances in Fig. 3 were predicted using the parameter values reported by Gao *et al.* (2016), and although the predictions may differ for other soil types, the central point that penetrometer resistance increases with depth will be unaffected. We assumed that the soil was well watered and that penetrometer resistance was determined by depth and density, which is the most optimistic scenario with respect to root penetration into strong soil, because drier soils will have a greater penetrometer resistance (Fig. 2). Our predictions show that the most widely reported phenomenon of a compacted layer would indeed affect rooting depth, as is commonly reported (Ball *et al.*, 2015), but even if compaction were completely ameliorated rooting depth would still be restricted. These predictions ignore soil drying, but they do provide realistic descriptions of soil strength profiles of winter wheat in UK conditions. The predictions (Fig. 3) are consistent with the published data (e.g. Van Hussteen, 1983; Raper *et al.*, 1999; Tekeste *et al.*, 2008; Chen & Weil, 2009).

Correspondence: W. R. Whalley; e-mail: richard.whalley@rothamsted.ac.uk

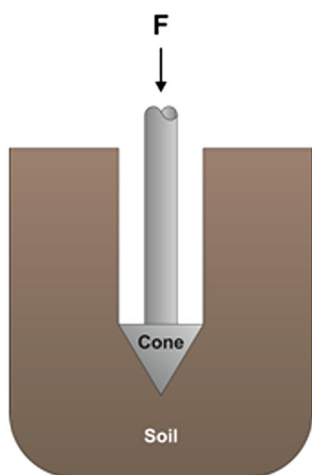


Figure 1. A penetrometer in use in a field to measure the relationship between penetrometer resistance and depth. The insert shows the relieved shaft and a conical cone to deform the soil.

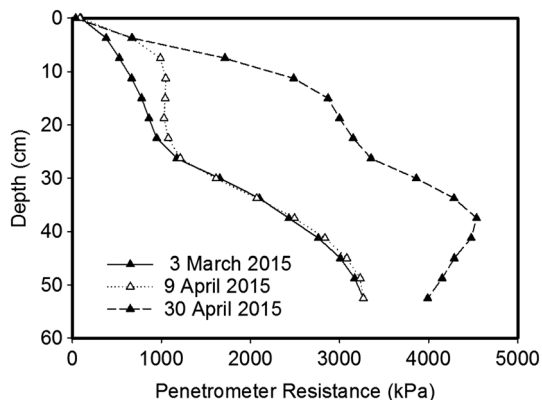
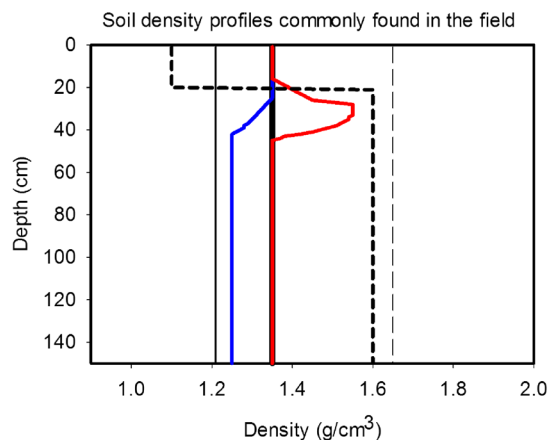


Figure 2. Examples of penetrometer profiles on a silty clay soil at the Rothamsted Experimental farm near Woburn in Bedfordshire. On 3 March, when there had been negligible soil drying, soil penetrometer resistance increased with depth despite little change in soil density or soil moisture with depth. The increases in penetrometer resistance between 3 March and 30 April are because of the effects of soil drying by wheat roots.



- Uniform density 1.35 g/cm³
- Lower density at depth
- Compacted layer
- Uniform density 1.21 g/cm³
- - - Loosened shallow layer with denser subsoil
- - - Uniform density 1.65 g/cm³

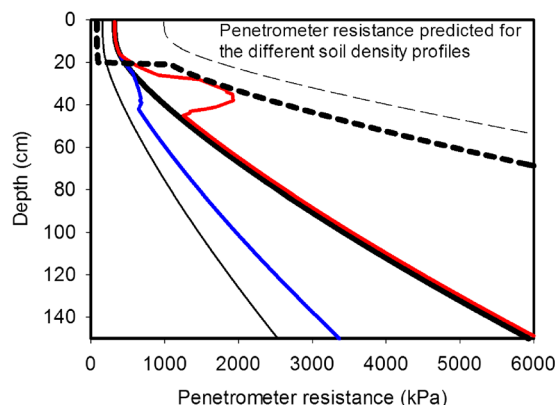


Figure 3. The use of Eqn 1 (Gao *et al.*, 2016) to predict penetrometer resistance profiles for various soil density–depth scenarios in well-watered soil. These predictions are consistent with data shown in Fig. 2 as well as published data showing increases in penetrometer resistance to values greater than 4 MPa at depths as shallow as 50 cm (e.g. Van Hussteen, 1983; Raper *et al.*, 1999; Tekeste *et al.*, 2008; Chen & Weil, 2009).

Deformation of soil by roots

Soil deformation processes that occur around roots are reasonably well understood (Farrell & Greacen, 1966; Greacen *et al.*, 1968; Greacen & Oh, 1972; Richards & Greacen, 1986; Kirby & Bengough, 2002). Advancements in this field have largely depended on using more refined models of soil mechanics, which have informed on the effects of soil to root friction on the axial pressure experienced by the root as it deforms soil (Kirby & Bengough, 2002). The elongation of roots has been shown to be particularly sensitive to axial pressure, while somewhat insensitive to radial pressure (Bengough, 2012). This observation explains why roots are good at exploiting existing pore networks even if they are smaller than the diameter of the root. Interestingly, the maximum growth pressures of roots from very different species are relatively similar (Clark & Barraclough, 1999).

The effect of soil strength on root and shoot elongation has recently been investigated with sand culture systems (Coelho

Filho *et al.*, 2013; Jin *et al.*, 2015a). Here a confining pressure from an axial load was used to increase the mechanical strength of sand to provide a rooting environment that was otherwise well-watered and well-aerated. Both Jin *et al.* (2015a) and Coelho Filho *et al.* (2013) applied an axial pressure of 11 kPa to the surface of a sand culture to obtain a high impedance environment which reduced root mass to approximately 30% of its value in the control treatment with no axial pressure. Actually 11 kPa is approximately the axial pressure (or surcharge) that could be expected at a depth of about 80 cm in the field, depending on soil density (Fig. 4). To investigate the response of roots to very strong soil, Materachera *et al.* (1991) used a higher axial pressure (analogous to a greater surcharge) of 51 kPa, corresponding to the effect of surcharge at a depth of approximately 350 cm, although the penetrometer resistance they achieved was approximately 4.2 MPa which is commonly exceeded at much shallower depths (Fig. 2; Van Hussteen, 1983; Tekeste *et al.*, 2008). The elongation recorded by Materachera *et al.* (1991) was no greater than 0.7 mm day⁻¹ (for lupin) and in the order of less than 10% of the rate in the absence of impedance (Table 1). These data illustrate how limited root elongation would be at depth in a structureless soil. They also show limited genotypic variation in elongation in uniformly strong soil which is too small to be a useful trait, an observation also made for different rice lines by Clark *et al.* (2002) in much weaker soil.

ROOT ELONGATION

Penetration of strong layers by roots

The intra-specific discrimination between roots can be obtained by measuring the ability of a root to penetrate a hard layer (Clark *et al.*, 2002; Chimungu *et al.*, 2015). Hard layer

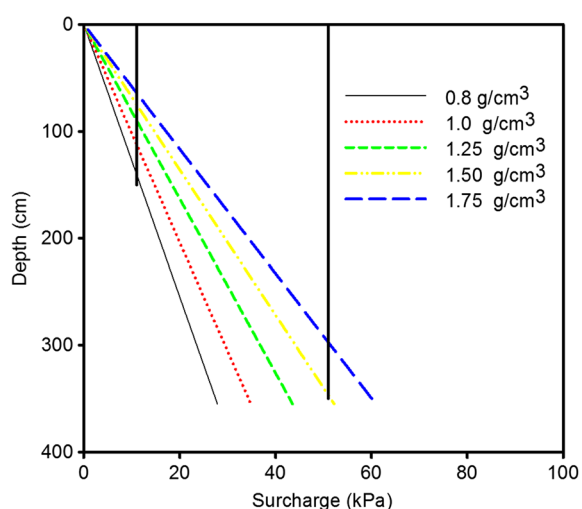


Figure 4. The effect of soil density on surcharge as a function of depth. Also indicated is the pressure applied to sand culture experiments by Coelho Filho *et al.* (2013) and by Materachera *et al.* (1991) to increase the penetrometer resistance of the root growth environment. The effect of this pressure on penetrometer resistance is amplified by the internal friction of soil (Richards & Greacen, 1986).

Table 1. Elongation of roots following 10 days of growth in a very strong soil with a penetrometer resistance greater than 4 MPa or a mechanically weak control (from Materachera *et al.*, 1991)

Plant species	Root elongation following 10 days of growth (mm)				Percentage reduction by stress
	Strong soil		Weak control		
Monocotyledons	se		se		
Barley	3.1	0.04	124.6	0.76	97.5
Maize	4.4	0.06	106.7	0.72	95.9
Oats	3.2	0.05	114.2	1.14	97.2
Rice	3.1	0.02	60.2	0.15	94.9
Sorghum	3.4	0.02	63.8	0.15	94.7
Rhodesgrass	2.5	0.05	60.6	0.36	95.9
Ryegrass	3	0.02	68.2	0.28	95.6
Wheat	4.1	0.04	120.7	0.82	96.6
Dicotyledons					
Cotton	4.5	0.02	68	0.2	93.4
Faba bean	6.8	0.03	98.7	0.74	93.1
Lincoln weed	2.7	0.04	59.8	0.25	95.5
Leucaena	5.2	0.05	66.9	0.22	92.2
Lucerne	4.3	0.03	75.9	0.31	94.3
Lupin	7.1	0.06	69.4	0.27	87.8
Medic	4.5	0.03	62.4	0.22	92.8
Oil radish	4.9	0.04	88.3	0.6	94.5
Pea	7	0.04	104.6	0.85	93.3
Pigeonpea	4.6	0.06	72.7	0.2	93.7
Safflower	5.6	0.05	94.5	0.67	94.1
Soybean	5.7	0.06	81.5	0.41	93
Sunflower	6.4	0.05	105.3	0.68	93.9
Vetch	6.5	0.04	112.7	0.38	94.2

penetration is commonly tested using wax layers which can be prepared to different strengths by melting together different amounts of soft and hard wax. There is some evidence that the ability to penetrate a hard layer is related to improved performance of cultivars in water limited conditions (Botwright Acuña *et al.*, 2012). Apart from providing a greater discrimination between cultivars than other screens, the hard-wax-layer method provides an intuitive experimental model of hard layers in the soil, frequently referred to as 'pans'. So-called 'pans' can either be natural features which limit water uptake from depth (Shanahan *et al.*, 2015) or they can develop over time in cultivated systems and are referred to as 'plough-pans'. Plough-pans sometimes form when tractor tyres run in the bottom of the plough furrow and compact soil at the ploughing depth (between 20 and 30 cm). However, a more common cause is the inevitable use of blunt plough shares which force some soil downward. Although there is little supporting evidence, it is often assumed that roots with a good ability to penetrate hard layers in the laboratory will be better at penetrating through plough pans in the field.

Soil structure and root elongation

It is probable that the laborious nature of the measurements has led to relatively few reports of root elongation in relation to soil structure and soil depth; however, those measurements

which have been published (White & Kirkegaard, 2010) show that at depth (>90 cm) all roots were found in pre-existing pores or cracks. Similar conclusions were drawn from data recently obtained at Rothamsted. Another important conclusion to be drawn from the data published by White & Kirkegaard (2010) is that it is only in the shallower soil layers that roots are capable of elongating by deforming the soil with the processes modelled by Kirby & Bengough (2012). The data of White & Kirkegaard (2010) are entirely consistent with both the effect of increasing penetrometer resistance with depth (Fig. 2) and the published data showing poor root elongation at high values of penetrometer resistance (Table 1). A particularly noteworthy finding from White & Kirkegaard (2010) is that at a depth of 1 m only 5% of pores contain roots indicating that either roots are poor at locating pores or that there is no continuity of pores between the lower and upper layers. Wang *et al.* (1986) found that if roots of soybean (*Glycine max*) did not meet macropores before a depth of 30 to 45 cm then the root tips died. However, roots which extend into burrows followed them to their end. Ehlers *et al.* (1983) found that although soil strength was greater in the surface of no-till soils, there was no reduction in root length density because of roots growing in burrows.

In a comparison of 17 different wheat lines at two different field sites, Wasson *et al.* (2014) found little effect of genotype in determining rooting depth, the amount of shallow roots or the amount of deeper roots. However the ratio of roots deeper than 130 cm to total root length was significantly affected by genotype. The field sites (i.e. soil type) had the greatest effect on the distribution of roots with depth, with one of the sites encouraging a much greater root length density at depths shallower than approximately 1 m in all of the wheat lines.

A comparison between oats grown on tilled and untilled soil is described by Ehlers *et al.* (1980). The root length distributions with depth were very similar, except that the tilled treatment allowed a greater root length in the shallower layers and early shoot growth was more vigorous. Later in the season there was greater water uptake from deeper layers in the untilled plots. There was very little difference in the final yield, although the temporal growth patterns were different because of different root length distributions with depth. Thus soil management offers a way to regulate the water supply over a season, although in Germany where this study was made, this is less important than it would be in a semi-arid region. Regulation of water use during the season can also be achieved by breeding wheat with a less conductive xylem (Richards & Passioura, 1989), which emphasizes the opportunity for complex interactions between the crop and environment.

Deep roots in laboratory studies

Many accounts of root elongation in the laboratory show considerable root growth at depth (e.g. Manschadi *et al.*, 2008). However, such data are usually obtained from a laboratory rhizotron arrangement, where the soil is packed to a given density and is probably warmer than soil at depth in the field. Although, these often replicate the depth of soil in the field (e.g. Jin *et al.*, 2015b) for reasons of practicality their dimensions are limited and can be in the order of 10 cm thick. In a

long and narrow column the weight of the soil is supported by the friction between the soil and the walls and it is not transmitted down to the base of the rhizotron. In agriculture the best example of this is to be found in grain silos where in very tall silos the weight of the grain is actually supported by the walls and not the concrete base (Marchant & Westgate, 1982). The same principle applies to tall rhizotrons as well as long narrow tubes packed with soil. In many respects rhizotrons have produced important data, for example the angular spread of wheat roots (Manschadi *et al.*, 2008), but it is likely that rooting depth inferred from these experimental systems does not reflect the situation in the field with respect to soil strength at depth. Comparisons of root length density for wheat measured in the field by Gregory *et al.* (1978) and our images of root systems from rhizotron studies show clear evidence of an inconsistency (Fig. 5).

Very deep roots in field studies

Although Jackson *et al.* (1999) show that deep rooting to depths of 10 s of metres is common in the natural environment for some species, it is almost certainly the case that these roots exploit structural pores connected to great depths. In their review, Canadell *et al.* (1996) found that some species growing in dry conditions had particularly deep roots. They noted that a commonly held view was that very deep roots could only be found in sandy soils, a view they contested in their paper pointing out that deep roots had also been reported to penetrate compacted clay. Our analysis suggests that in clay soils very deep roots are unlikely to be the results of soil deformation. However, shrinkage of clay soils by forces developed during desiccation because of root water uptake may create structure that can be exploited by roots, especially in perennial systems. Canadell *et al.* (1996) comment that penetration of roots into bedrock, which would be the case for roots detected in deep caves, was probably by the exploitation of fissures and cracks. With respect to sand, Whalley *et al.* (1999) found that roots of carrot seedlings were not affected by mechanical impedance in sand culture systems. This was almost certainly because the fine carrot roots were small enough to elongate through the sand's pores with ease. This is likely to be the mechanism which allows very deep rooting in sands, where Canadell *et al.* (1996) report roots to a depth of 53 m. Contrary to the commonly held view, provided there has not been excessive drying, clay soils offer a lower impedance to root elongation than sands (Gregory *et al.*, 2007). Indeed Shanahan *et al.* (2015) showed that water uptake at depth can be greater in clay soils compared to sandy soils.

It should be noted that in this article our primary interest is in cultivated agricultural soils. The interaction between plant roots and soil in natural systems evolves over much longer time scales and is more complex than in agriculture. Some of these interactions in natural ecosystems are outlined by Verboom & Pate (2013), who suggest that rooting depths may depend on processes that occur over geological time scales, such as erosion, weathering of minerals as well as the effect of biological system. In this case deep rooting is not due simply to soil

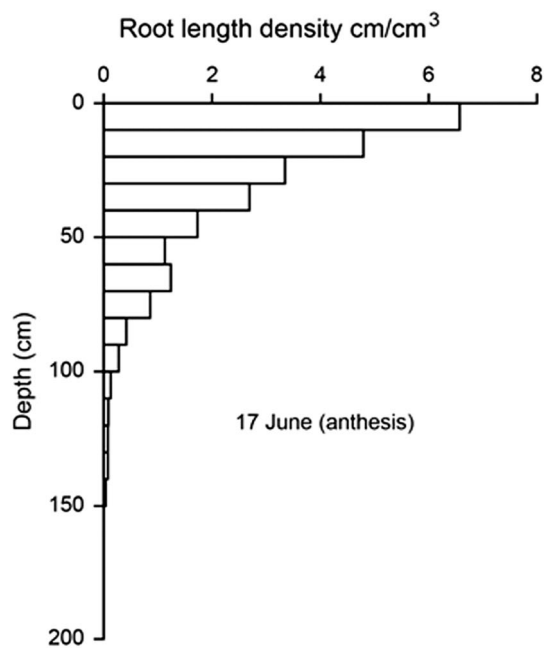


Figure 5. Comparison of wheat root distributions with depth from rhizotons and from data collected from a field experiment. The photograph is from a rhizotron experiment at Rothamsted while the field data was published by Gregory *et al.* (1978). The rhizotron image shows very little gradient in root mass with depth, and similar data have been published by Manschadi *et al.* (2008). In the field, root length density decreases rapidly with depth; this is a typical result. The rhizotron was 1.4 m in height.

deformation or pore location, but is the result of complex interactions that occur over long time scales.

Location of pores by roots

We are making the case that that deep roots can only be found when they are able to exploit existing pore networks. These could be old root channels, earthworm channels or

structural areas of weaker soil that can occur in soils with high clay content. Old root channels might be legacy features following perennial plant/crop cover. While earthworms are widely believed to be an important source of biopores, interestingly, they are only able to exert relatively modest axial or radial pressures (McKenzie & Dexter, 1988a, 1988b; Stovold *et al.*, 2003) and their primary mode of burrowing is not soil deformation, but soil ingestion and transport. If deep roots have to exploit these pore structures, then a key root trait to confer deep rooting may not be the ability to deform strong layers, but to locate existing pore networks. This trait has been described by Dexter (1986) and called trematropism. Dexter (1986) noted that there was little evidence for roots preferentially locating pores in well-aerated soil, although there was more limited evidence in poorly aerated soil. Stirzaker *et al.* (1996) found that barley grew better in soil with a network of narrow biopores created by lucerne or ryegrass compared with larger artificially constructed pores. Intriguingly, they observed that roots responded positively when biopores were filled with peat. A particularly interesting hypothesis that worm casts deposited in burrows may stimulate plant roots to elongate preferentially to those burrows was explored by Hirth *et al.* (1997); however, their data did not support the hypothesis. Their study was stimulated by a report from Springett & Syers (1979) that roots of ryegrass seedlings that were only eight days old elongated preferentially to earthworm casts.

In an interesting field study, McKenzie *et al.* (2009) compared the ability of different barley lines to find and elongate through pores at different densities (pores m^{-2}). The pores were created by burying a two-dimensional geotextile at 20 cm, with the different pore-density treatments. Although no genotypic differences were found, this approach would seem to provide a method to assess genotypes. Either McKenzie *et al.* (2009) were unlucky with their choice of genotypes or the process of a root finding a pore can only be treated as a three-dimensional problem. Indeed, the observation by Stirzaker *et al.* (1996) that roots are more effective at exploiting old root channels than artificially created pores suggests that relationship between the geometry of the pore network and the architecture of the root system is important. The improving ability to make CT X-ray images of larger soil cores (Tracy *et al.*, 2015) will become increasingly important.

The basis for the location of soil pores by roots seems to be a relatively unexplored area and given the increases in soil strength with depth (Fig. 3) it would appear to have the potential to be a productive line of enquiry. It seems likely that the probability of roots encountering a pore depends on the degree of branching in a root system as well as on pore density and distribution. Root branching can be related to genetics, but also influenced by the physical environment. Chapman *et al.* (2011) found that the number of secondary roots in *Arabidopsis* increased with the hydraulic conductance of the soil. Atkinson *et al.* (2015) also report a strong environmental effect on root branching, and they also identify the interaction between root branching, other root traits and the environment as a major challenge to be addressed.

Is the ability of roots to penetrate hard layers important?

If we accept the thesis that deep root penetration is facilitated by exploiting existing pore networks, then the question arises of whether an ability to penetrate a hard layer is useful. Actually, we maintain that it is useful. Roots which deform soil are likely to have better root–soil contact and improved ability to extract water and nutrients from the soil in the shallower layers. At depth, roots in pores are less well connected hydraulically to soil, although White & Kirkegaard (2010) show that roots elongating in large pores can be connected to the soil by root hairs. When more than one root occupies soil pores, so called ‘root clumping’, roots become distributed in clusters which is less effective at draining soil than uniformly distributed roots (Tradieu *et al.* 1992). The ability of clumped roots to drain soil depends on the spacing of the biopores, because of old roots and earthworms (Passioura, 1991). Unfortunately, although biopores seem to be the most common structure to enable deep rooting, Passioura (1991) showed that their spatial geometry was the least effective for allowing soil to be dried by roots.

CONCLUDING REMARKS

While the tendency for deeper roots to be found in pores is well reported (e.g. Lynch & Wojciechowski, 2015), we provide an explanation for why this is inevitable. The confinement of deeper roots to existing pore networks is almost certainly related to the increased soil penetrometer resistance that occurs with depth even in soils that have not been damaged by compaction. We have demonstrated that this effect can occur in relatively shallow soil (50 cm), but it is exacerbated by compaction. The ability of roots to penetrate hard layers is unlikely to be correlated with very deep rooting, although it is still a useful trait and likely to be associated with better exploration of surface layers and water or nutrient uptake. Penetration by roots into deeper layers is likely to depend on how well roots are able to find existing pore networks and we suggest that this question needs greater attention. The greater depth of roots that can be found in natural systems compared to cultivated soils illustrates the importance of soil structure in facilitating deep rooting. While large differences in rooting depth between different cultivars of the same species are reported, differences in soil type and management are likely to be more important factors than genotype. When comparisons of rooting depth between different genotypes have been made in the same soil, the reported differences in rooting depth have been small. Presently we do not know if the ability of roots to locate pores is simply stochastic or whether there is an underlying biological mechanism. It is also unclear how differences in root architecture and soil structure interact to determine how effectively roots locate pore networks. However, once the mechanism is understood it would aid breeding for deep rooting and improved water and N uptake.

ACKNOWLEDGMENTS

This study was part funded by the United Kingdom Biotechnology and Biological Sciences Research Council (BBSRC) Crop Improvement Research Club as part of project BB/J01950X/1 as well as by the Chinese Special Fund for Agro-scientific Research in the Public Interest (no. 201303130), and the Basic Research Development Program of China (No. 2015CB150403). We thank the United Kingdom Royal Society for funding an International Exchange Grant (Grant number S5352) between WRW at Rothamsted Research and TR China Agricultural University, which partly funded this work. WRW was part funded by the High End Foreign Expert Program of China (Grant number GDW20121100041). At Rothamsted Research WRW, CWW, RWA, ALP, PH and MJH are supported via the 20:20 Wheat® Programme by the United Kingdom BBSRC.

W. Gao¹, L. Hodgkinson², K. Jin³, C. W. Watts⁴, R. W. Ashton⁴, J. Shen¹, T. Ren¹, I. C. Dodd², A. Binley², A. L. Phillips⁴, P. Hedden⁴, M. J. Hawkesford⁴ & W. R. Whalley⁴

¹China Agricultural University, Beijing 100193, China, ²Lancaster Environment Centre, Lancaster University, Lancaster LA1 4YQ, UK, ³Huazhong Agricultural University, Hongshan District, Wuhan 430070, China and ⁴Rothamsted Research, West Common, Harpenden, St. Albans AL5 2JQ, UK

REFERENCES

- Atkinson A.J., Rasmussen A., Traini R., Vof U., Sturrock G., Mooney S.J., Wells D.M. & Bennett M.J. (2015) Branching out in roots: uncovering form, functions and regulation. *Plant Physiology* **166**, 538–550.
- Ball B.C., Batey T., Munkholm L.J., Guimarães R.M.L., Biozard H., McKenzie D.C., ... Hargreaves P. (2015) The numeric visual evaluation of subsoil structure (SubVESS) under agricultural production. *Soil & Tillage Research* **148**, 85–96.
- Bengough A.G. & Mullins C.E. (1991) Penetrometer resistance, root penetration resistance and root elongation rate in two sandy loam soils. *Plant & Soil* **131**, 59–66.
- Bengough A.G. (2012) Root elongation is restricted by axial but not by radial pressures: so what happens in field soil? *Plant & Soil* **360**, 15–18.
- Botwright Acuña T.L., He X. & Wade L.J. (2012) Temporal variation in root penetration ability of wheat genotypes through thin wax layers in contrasting water regimes and in the field. *Field Crops Research* **138**, 1–10.
- Canadell J., Jackson R.B., Ehleringer J.R., Mooney H.A. & Sala O.E. (1996) Maximum rooting depth of vegetation types at the global scale. *Oecologia* **108**, 583–595.
- Chapman N., Whalley W.R., Lindsey K. & Miller A.J. (2011) Water supply and not nitrate concentration determines primary, but not secondary root growth in Arabidopsis. *Plant, Cell & Environment* **34**, 1630–1638.
- Chen G. & Weil R.R. (2009) Penetration of cover crop roots through compacted soil. *Plant & Soil* **331**, 31–43.
- Chimungu J.G., Loades K.W. & Lynch J.P. (2015) Root anatomical phenes predict root penetration ability and biomechanical properties in maize (*Zea Mays*). *Journal of Experimental Botany*. DOI:10.1093/jxb/erv121.
- Clark L.J. & Barraclough P.B. (1999) Do dicotyledons generate greater maximum axial root growth pressures than monocotyledons? *Journal of Experimental Botany* **50**, 1263–1266.
- Clark L.J., Cope R.E., Whalley W.R., Barraclough P.B. & Wade L.J. (2002) Root penetration of strong soil in rainfed lowland rice: comparison of laboratory screens with field performance. *Field Crops Research* **76**, 189–198.
- Coelho Filho M.A., Colebrook E.H., Lloyd D.P.A., Webster C.P., Mooney S.J., Phillips A.L., Hedden P. & Whalley W.R. (2013) The involvement of gibberellin

- signalling in the effect of soil resistance to root penetration on leaf elongation and tiller number in wheat. *Plant and Soil* **371**, 81–94.
- Dexter A.R. (1986) Model experiments on the behaviour of roots at the interface between a tilled seed-bed and a compacted sub-soil. III. Entry of pea and wheat roots into cylindrical biopores. *Plant & Soil* **95**, 149–161.
- Ehlers W., Khosla B.K., K pke U., Stülpnagel R., B hm W. & Baeumer K. (1980) Tillage effects on root development, water uptake and growth of oats. *Soil & Tillage Research* **1**, 19–33.
- Ehlers W., K pke U., Hesse F. & B hm W. (1983) Penetration resistance and root growth of oats in tilled and untilled loess soils. *Soil & Tillage Research* **3**, 261–275.
- Farrell D.A. & Greacen E.L. (1966) Resistance to penetration of fine probes in compressible soil. *Australian Journal Soil Research* **4**, 1–17.
- Gao W., Watts C.W., Ren T. & Whalley W.R. (2012) The effects of compaction and soil drying on penetrometer resistance. *Soil & Tillage Research* **125**, 14–22.
- Gao W., Whalley W.R., Tian Z., Liu J. & Ren T. (2016) A simple model to predict soil penetrometer resistance as a function of density, drying and depth in the field. *Soil & Tillage Research* **155**, 190–198.
- Greacen E.L., Farrell D.A. & Cockroft B. (1968) Soil resistance to metal probes and plant roots. *Trans. 9th Int. Congress on Soil Science*, Adelaide, Australia, Vol. 1, pp. 769–779.
- Greacen E.L. & Oh J.S. (1972) Physics of root growth. *Nature: New Biology* **235**, 24–25.
- Gregory P.J., McGowan M., Biscoe P.V. & Hunter B. (1978) Water relations in winter wheat 1. Growth of the root system. *Journal of Agricultural Science Cambridge* **91**, 91–102.
- Gregory A.S., Watts C.W., Whalley W.R., Kuan H.L., Griffiths B.S., Hallett P.D. & Whitmore A.P. (2007) Physical resilience of soil to field compaction and the interactions with plant growth and microbial community structure. *European Journal of Soil Science* **58**, 1221–1232.
- Hirth J.R., McKenzie B.M. & Tisdall J.M. (1997) Do the roots of perennial ryegrass elongate to biopores filled with the casts of endogeic earthworms? *Soil Biology & Biochemistry* **29**, 529–531.
- Jackson R.B., Moore L.A., Hoffmann W.A., Pockman W.T. & Linder C.R. (1999) Ecosystem rooting depth determined with caves and DNA. *Proceeding of the National Academy of Science (USA)* **96**, 11387–11392.
- Jin K., Shen J., Ashton R.W., White R.P., Dodd I.C., Phillips A.L., Parry M.A.J. & Whalley W.R. (2015a) The effect of impedance to root growth on plant architecture in wheat. *Plant & Soil* **392**, 323–332.
- Jin K., Shen J., Ashton R.W., White R.P., Dodd I.C., Parry M.A.J. & Whalley W.R. (2015b) Wheat root growth responses to horizontal stratification of fertiliser in a water-limited environment. *Plant & Soil* **386**, 77–88.
- Kell D.B. (2011) Breeding crop plants with deep roots: their role in sustainable carbon, nutrient and water sequestration. *Annals of Botany* **108**, 407–418.
- Kirby J.M. & Bengough A.G. (2002) Influence of soil strength on root growth: experiments and analysis using a critical-state model. *European Journal Soil Science* **53**, 119–127.
- Lilley J.M. & Kirkegaard J.A. (2011) Benefits of increased soil exploration by wheat roots. *Field Crops Research* **122**, 118–130.
- Lopes M.S. & Reynolds M.P. (2010) Partitioning of assimilates to deeper roots is associated with collar canopies and increased yield under drought in wheat. *Functional Plant Biology* **37**, 147–156.
- Lynch P. (2013) Steep, cheap and deep: an ideotype to optimize water and N acquisition by maize root systems. *Annals of Botany* **112**, 347–357.
- Lynch P.J. & Wojciechowski T. (2015) Opportunities and challenges in the subsoil: pathways to deeper rooted crops. *Journal of Experimental Botany* **66**, 2199–2210.
- Manschadi A.M., Hammer G.L., Christopher J.T. & de Voil P. (2008) Genotypic variation in seedling root architectural traits and implications for drought adaptation in wheat (*Triticum aestivum* L.). *Plant & Soil* **303**, 115–129.
- Materachera S.A., Dexter A.R. & Alston A.M. (1991) Penetration of very strong soils by roots of different seedlings. *Plant and Soil* **135**, 31–41.
- Marchant J.A. & Westgate G.R. (1982) A technique for measuring the stress exerted by granular-materials on a retaining structure. *Journal of Agricultural Engineering Research* **27**, 93–100.
- McKenzie B.M. & Dexter A.R. (1988a) Radial pressures generated by the earthworm *Aporrectodea rosea*. *Biology & Fertility of Soils* **5**, 328–332.
- McKenzie B.M. & Dexter A.R. (1988b) Axial pressures generated by the earthworm *Aporrectodea rosea*. *Biology and Fertility of Soils* **5**, 323–327.
- McKenzie B.M., Bengough A.G., Hallett P.D., Thomas W.T.B., Forster B. & McNicol J.W. (2009) Deep rooting and drought screening of cereal crops: a novel field-based method and its application. *Field Crops Research* **112**, 165–171.
- Passioura J.B. (1991) Soil structure and plant growth. *Australian Journal of Soil Research* **29**, 717–728.
- Raper R.L., Washington B.H. & Harrell J.D. (1999) A tractor-mounted multiple-probe soil cone penetrometer. *Applied Engineering in Agriculture* **15**, 287–290.
- Richards B.G. & Greacen E.L. (1986) Mechanical stresses on an expanding cylindrical root analogue in granular media. *Australian Journal Soil Research* **24**, 393–404.
- Richards R. & Passioura J.B. (1989) A breeding program to reduce the diameter of the major xylem vessel in the seminal roots of wheat and its effect on grain-yield in rain fed environments. *Australian Journal of Agricultural Research* **40**, 943–950.
- Shanahan P., Binley A., Whalley W.R. & Watts C.W. (2015) The use of electromagnetic induction (EMI) to monitor changes in soil moisture profiles beneath different wheat cultivars. *Soil Science Society of America* **79**, 459–466.
- Skempton A.W. (1987) Standard penetration test procedures and the effects in sands of overburden pressure, relative density, particle size, aging and overconsolidation. *Geotechnique* **37**, 411–412.
- Springett J.A. & Syers J.K. (1979) The effect of earthworm casts on ryegrass seedlings. In *Proceedings of the 2nd Australasian Conference on Grassland Invertebrate Ecology* (eds T. K. Crosby and R. P. Pottinger), pp. 44–47. Government Printer, Wellington.
- Stirzaker R.J., Passioura J.B. & Wilms Y. (1996) Soil structure and plant growth: impact of bulk density and biopores. *Plant and Soil* **185**, 151–162.
- Stovold R.J., Whalley W.R. & Harris P.J. (2003) Dehydration does not affect the radial pressures produced by earthworm *Aporrectodea caliginosa*. *Biology & Fertility of Soils* **37**, 23–28.
- Tardieu F., Bruckler F. & Lafolie F. (1992) Root clumping may affect the root water potential and the resistance to soil-root water transport. *Plant & Soil* **140**, 291–301.
- Tekeste M.Z., Raper R. & Schwab E. (2008) Soil drying effects on soil strength and depth of hardpan layers as determined from cone index data. *Agricultural Engineering International: the CIGR E. Journal* Manuscript LW 07 010, 1–17.
- To J. & Kay B.D. (2005) Variation in penetrometer resistance with soil properties: the contribution of effective stress and implications for pedotransfer functions. *Geoderma* **126**, 161–276.
- Tracy S.R., Black C.R., Roberts J.A., Dodd I.C. & Mooney S.J. (2015) Using X-ray Computed Tomography to explore the role of abscisic acid in moderating the impact of soil compaction on root system architecture. *Environmental and Experimental Botany* **110**, 11–18.
- Uga Y., Sugimoto K., Ogawa S., Rane J., Ishitani M., Hara N., ... Yano M. (2013) Control of root system architecture by DEEPER ROOTING 1 increases rice yield under drought conditions. *Nature Genetics* **45**, 1097–1102.
- Valentine T.A., Hallett P.D., Binnies K., Young M.W., Squire G.R., Hawes C. & Bengough A.G. (2012) Soil strength and macropore volume limit root elongation rates in many UK agricultural soils. *Annals of Botany* **110**, 259–270.
- Van den Akker J.J.H. & Schjønning P. (2004) Subsoil compaction and ways to prevent it. In *Managing Soil Quality: Challenges in Modern Agriculture* (eds Schjønning P., Elmholt S. & Christensen B.T.), pp. 163–184. CABI publishing, King's Lynn, UK.
- Van Hussteen L. (1983) Interpretation and use of penetrometer data to describe soil compaction in vineyards. *South African Journal of Enol. Viticulture* **4**, 59–65.
- Verboom W.H. & Pate J.S. (2013) Exploring the biological dimension to pedogenesis with emphasis on the ecosystems, soils and landscapes of southern Australia. *Geoderma* **211–212**, 154–183.
- Wang J., Hesketh J.D. & Woolley J.T. (1986) Pre-existing channels and soybean rooting patterns. *Soil Science* **141**, 432–437.
- Wasson A.P., Rebetzke G.J., Kirkegaard J.A., Christopher J., Richards R.A. & Watt M. (2014) Soil coring at multiple filed environments can directly quantify variation in deep root traits to select wheat genotypes for breeding. *Journal of Experimental Botany* **65**, 6231–6249.
- Whalley W.R., Finch-Savage W.E., Cope R.E., Rowse H.R. & Bird N.R.A. (1999) The response of carrot (*Daucus carota* L.) and onion (*Allium cepa* L.) seedlings to mechanical impedance and water stress at sub-optimal temperatures. *Plant, Cell & Environment* **22**, 229–242.
- Whalley W.R., Leeds-Harrison P.B., Clark L.J. & Gowing D.J.G. (2005) The use of effective stress to predict the penetrometer resistance of unsaturated agricultural soils. *Soil & Tillage Research* **84**, 18–27.
- Whalley W.R., Jenkins M. & Attenborough K. (2012) The velocity of shear waves in unsaturated soil. *Soil and Tillage Research* **125**, 30–37.
- Whalley W.R., To J., Kay B.D. & Whitmore A.P. (2007) Prediction of the penetrometer resistance of agricultural soils with models with few parameters. *Geoderma* **137**, 370–377.
- White R.G. & Kirkegaard J.A. (2010) The distribution and abundance of wheat roots in a dense, structured subsoil – implications for water uptake. *Plant, Cell & Environment* **33**, 133–148.

Received 24 September 2015; received in revised form 10 November 2015; accepted for publication 13 November 2015