



National Uniform & Equipment Survey 2024

Dyfed-Powys Police Force Report

Results: October 2025

Dr Camilla De Camargo, Dr Stephanie Wallace, Lois Fairclough,
Dr Sahrish Khan, Zac Mader, Belinda Goodwin, & Dr Yuze Sha

Lancaster
University



POLICE
Federation



Key Findings

This report provides a summary of responses to key questions from the first National Uniform & Equipment Survey for Dyfed-Powys Police¹. National results and additional information are available in the main report **here**.

Respondents and Response Rate

- 311 responses were recorded from Dyfed-Powys Police, representing a response rate² of approximately 13% (based on March 2024 total police force headcount)³.
- 67% of respondents are police officers, and 33% are police staff.
- 43% of respondents identified as female, and 46% as male, and 11% did not specify their sex.

Overall Uniform Experience

- 59% of respondents from Dyfed-Powys Police said their experience of wearing uniform is 'negative' or 'extremely negative', slightly higher than the 56% average across the 43 forces in England and Wales.
- 21% of respondents from Dyfed-Powys Police said their experience is 'positive', while 20% stated they have a 'neutral' experience.
- 40% of respondents from Dyfed-Powys Police said their uniform items interact together 'poorly' or 'very poorly', while only 14% said their uniform items interact 'well' as a whole.

¹Note that force-specific percentages may differ from those in the main report as the individual force report data are not weighted. See Section 2.3 of the main report for more details.

²Response rates are calculated based on the total force population. Therefore, while, for example, a 10% response rate is reported for the force, the effective response rate among uniformed officers and staff—the intended population for this study—may be higher.

³Home Office (2025) Police Workforce, England and Wales, 31st March 2025: data tables [Dataset]. Available at: <https://www.gov.uk/government/statistics/police-workforce-open-data-tables>.

- 28% said their uniform items do not interact well together with Personal Protective Equipment (PPE), only 19% agreed their uniform and PPE items interact 'well'.

Uniform Functionality and Fit

- Over half (53%) of respondents from Dyfed-Powys Police disagreed that their uniform is fit for purpose, slightly higher than the 51% average across England and Wales.
- 66% of respondents from Dyfed-Powys Police agreed that their uniform restricts their movement.
- 47% of respondents from Dyfed-Powys Police said their uniform is not good quality, while 61% of respondents from this force said their uniform does not fit well.
- 42% of respondents from Dyfed-Powys Police disagreed that their uniform is durable, while 29% agreed.
- 57% of respondents from Dyfed-Powys Police said their uniform is uncomfortable, while only 14% said they are comfortable in their uniform.
- 65% of respondents from Dyfed-Powys Police disagreed that their uniform keeps them cool in summer, while only 10% agreed.
- 44% of respondents from Dyfed-Powys Police disagreed that their uniform keeps them warm in winter, and 63% disagreed that their uniform is waterproof.

Uniform Items

- 75% of respondents from Dyfed-Powys Police reported wearing cargo trousers. Of these respondents, 86% said this item contributes negatively to their experience of wearing uniform, considerably higher than the national average of 69%.
- 67% of those who wear general purpose trousers from Dyfed-Powys Police said this item contributes to a negative uniform experience.

- 62% of respondents who wear a bowler hat and 47% who wear a patrol helmet from Dyfed-Powys Police said that these items contribute to a negative uniform experience.
- 52% of respondents who wear general purpose body armour (GPBA) said it contributes to a negative uniform experience.

Uniform Access and Stores

- 21% of respondents from Dyfed-Powys said that obtaining new uniform items is 'easy' or 'extremely easy', while over half of respondents (54%) said it is 'difficult' or 'extremely difficult'.
- 49% of respondents from Dyfed-Powys Police reported that they have visited their local uniform store.
- The remaining respondents indicated the following reasons for not visiting a store: 22% said the store was too far to travel to, 14% did not know it was an option, and 9% said it is not an option to visit.
- Among those who had visited a store, 32% stated that items were not available in their size, and 26% said some but not all items were available in their size.
- Most respondents from Dyfed-Powys Police received the items they ordered within three months (38%) or within weeks (34%), while 14% faced long wait times of three to six months.

Uniform Cost

- 71% of respondents from Dyfed-Powys Police agreed that cost drives uniform decisions, while no respondents from this force disagreed. The remaining 29% of respondents neither agreed nor disagreed.

Perception of Uniform

- 52% of respondents from Dyfed-Powys Police feel they look professional in their uniform, slightly higher than the average across England and Wales of 51%. However, one in five (20%) respondents said they do not feel professional in their uniform.
- 36% of respondents from Dyfed-Powys Police feel they look smart in their uniform, while 28% feel they do not look smart.
- 49% of respondents from Dyfed-Powys Police feel proud in their uniform, while 14% said they do not feel proud in their uniform.

Uniform and Health and Wellbeing

- 65% of respondents from Dyfed-Powys Police reported at least one health condition they believe was caused or made worse by their uniform, highlighting clear concerns about the physical impact of uniform wear.
- Among those who provided their sex, 87% of female respondents from Dyfed-Powys Police reported at least one health condition they believe is caused or made worse by their uniform, compared to 60% of male respondents from this force.
- 36% of respondents from Dyfed-Powys Police agreed that their uniform affects their relationship with their body.
- 18% respondents from Dyfed-Powys Police agreed that their uniform affects their mental wellbeing, while 19% agreed that their emotional wellbeing has been affected.

Complaints and Sick Leave

- 37% of respondents from Dyfed-Powys Police said they had made a uniform-related complaint.

- For 68% of these complaints, no action was taken.
- 4% of respondents from Dyfed-Powys Police have taken time off work due to the negative effects of uniform, slightly lower than the national average of 5%.
- 45% of respondents from Dyfed-Powys Police said that although they had experienced negative effects due to wearing their uniform, they did not take sick leave.
- Reasons for not taking sick leave at Dyfed-Powys Police included worries that taking uniform-related sick leave would negatively affect work opportunities (10%), and a lack of perceived empathy from line managers (3%).

Uniform Impact on Retention and Role Choices

- 10% of respondents from Dyfed-Powys Police have made decisions about their current or future roles based on the uniform they must wear. This includes transitioning to a non-uniformed role, choosing a role based on the required uniform, and even leaving the force due to uniform-related issues.

Thoughts on National Uniform

- 38% of respondents from Dyfed-Powys Police agreed that there should be a national uniform across England and Wales, while 19% disagreed, and 42% feel neutral.

Figure 1: Proportion of respondents who said that their experience of uniform is ‘negative’ or ‘extremely negative’.

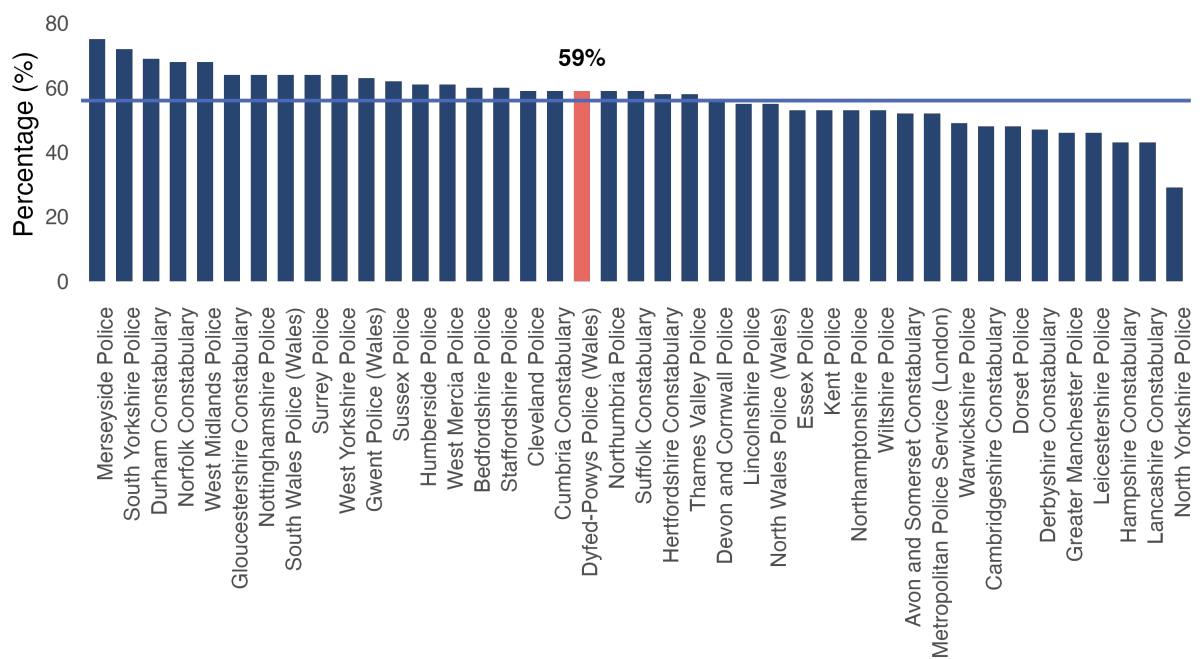


Figure 2: Proportion of respondents who disagreed or strongly disagreed that their uniform is fit for purpose.

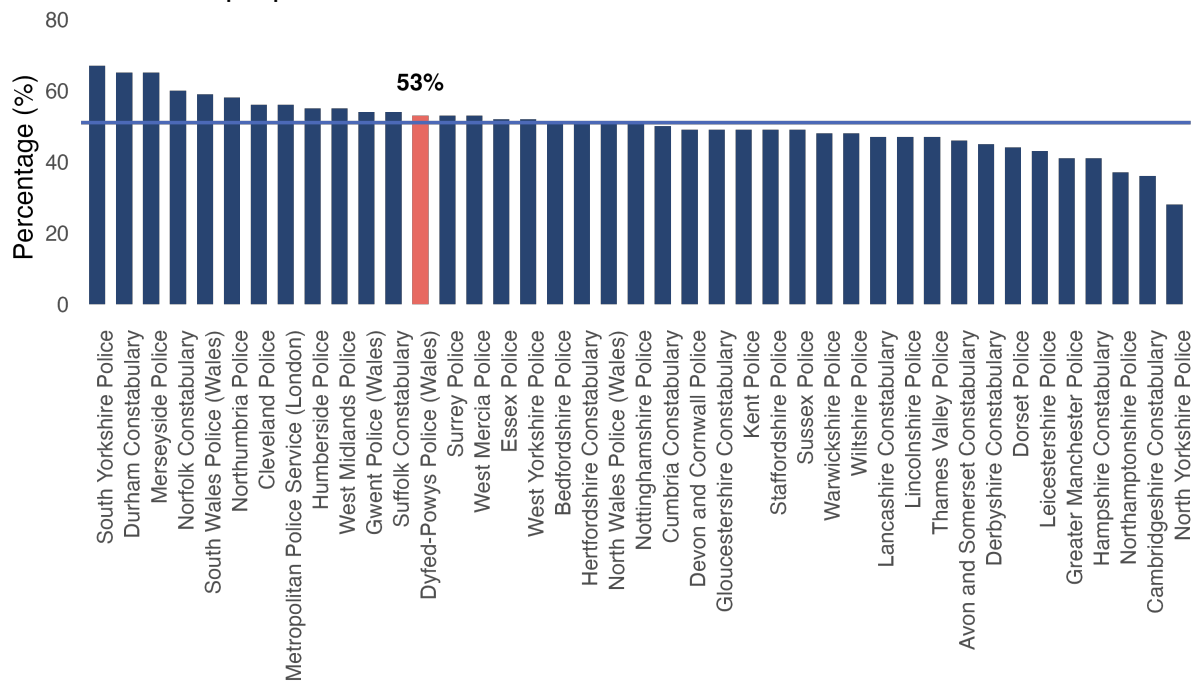


Figure 3: Proportion of respondents who reported one or more physical health conditions they believe to have been caused or made worse by their uniform.

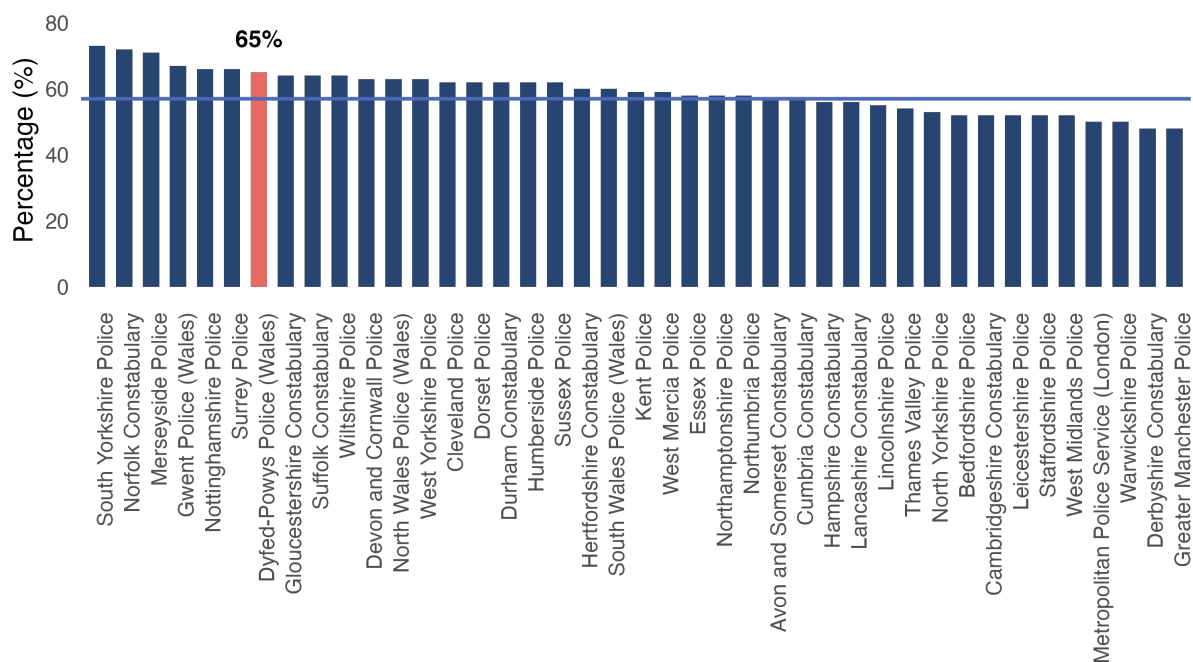


Figure 4: Proportion of uniform-related complaints where no action was taken.

