



National Uniform & Equipment Survey 2024

Gwent Police Force Report

Results: October 2025

Dr Camilla De Camargo, Dr Stephanie Wallace, Lois Fairclough,
Dr Sahrish Khan, Zac Mader, Belinda Goodwin, & Dr Yuze Sha

Lancaster
University



POLICE
Federation



Key Findings

This report provides a summary of responses to key questions from the first National Uniform & Equipment Survey for Gwent Police¹. National results and additional information are available in the main report **here**.

Respondents and Response Rate

- 304 responses were recorded from Gwent Police, representing a response rate² of approximately 11% (based on March 2024 total police force headcount)³.
- 89% of respondents are police officers, and 11% are police staff.
- 26% of respondents identified as female, 57% as male, and 18% did not specify their sex.

Overall Uniform Experience

- 63% of respondents from Gwent Police said their experience of wearing uniform is 'negative' or 'extremely negative', higher than the 56% average across the 43 forces in England and Wales.
- 15% of respondents from Gwent Police said their experience is 'positive', while 21% stated they have a 'neutral' experience.
- 40% of respondents from Gwent Police said their uniform items interact together 'poorly' or 'very poorly', while only 12% said their uniform items interact 'well'.

¹Note that force-specific percentages may differ from those in the main report as the individual force report data are not weighted. See Section 2.3 of the main report for more details.

²Response rates are calculated based on the total force population. Therefore, while, for example, a 10% response rate is reported for the force, the effective response rate among uniformed officers and staff—the intended population for this study—may be higher.

³Home Office (2025) Police Workforce, England and Wales, 31st March 2025: data tables [Dataset]. Available at: <https://www.gov.uk/government/statistics/police-workforce-open-data-tables>.

- 30% of respondents from Gwent Police said their uniform items do not interact well together with Personal Protective Equipment (PPE), while 23% said their uniform and PPE interact 'well'.

Uniform Functionality and Fit

- Over half (54%) of respondents from Gwent Police disagreed that their uniform is fit for purpose, higher than the 51% average across England and Wales.
- 67% of respondents from Gwent Police agreed that their uniform restricts their movement.
- 52% of respondents from Gwent Police said their uniform is not good quality, while 58% of respondents from this force said their uniform does not fit well. Only 13% of respondents said that their uniform fits well.
- 51% of respondents from Gwent Police disagreed that their uniform is durable, while 24% agreed.
- 54% of respondents from Gwent Police said their uniform is uncomfortable, while only 22% said they are comfortable in their uniform.
- 72% of respondents from Gwent Police disagreed that their uniform keeps them cool in summer, while only 9% agreed.
- 37% of respondents from Gwent Police disagreed that their uniform keeps them warm in winter. A third (33%) of respondents agreed, however, 71% disagreed that their uniform is waterproof.

Uniform Items

- 61% of respondents from Gwent Police reported wearing cargo trousers. Of these respondents, 84% said this item contributes negatively to their experience of wearing uniform, considerably higher than the national average of 69%.

- 78% of those who wear general purpose trousers from Gwent Police said this item contributes to a negative uniform experience.
- 59% of respondents who wear general purpose body armour (GPBA) said it contributes to a negative uniform experience.
- Half (50%) of respondents who wear a bowler hat and 53% who wear a patrol helmet from Gwent Police said these items contribute to a negative uniform experience.

Uniform Access and Stores

- Only 17% of respondents from Gwent Police said that obtaining new uniform items is 'easy' or 'extremely easy', while over two thirds (64%) said it is 'difficult' or 'extremely difficult'.
- 77% of respondents from Gwent Police reported that they have visited their local uniform store.
- The remaining respondents indicated the following reasons for not visiting a store: 8% said the store was too far to travel to, 7% did not know it was an option, and 4% said it is not an option to visit or they are not allowed to visit.
- Among those who had visited a store, 31% stated that items were not available in their size, and 27% said some but not all items were available in their size.
- Most respondents from Gwent Police received the items they ordered within weeks (43%), 37% received items within three months, 6% received items within days, and 7% faced long wait times of three to six months.

Uniform Cost

- 77% of respondents from Gwent Police said agreed that cost drives uniform decisions, while only 3% disagreed.

Perception of Uniform

- 48% of respondents from Gwent Police feel they look professional in their uniform, lower than the average across England and Wales of 51%. However, 30% said they do not feel professional in their uniform.
- 34% of respondents from Gwent Police feel they look smart in their uniform, while a third (33%) said they do not feel they look smart.
- 51% of respondents from Gwent Police feel proud in their uniform, while 19% said they do not feel proud in their uniform.

Uniform and Health and Wellbeing

- 67% of respondents from Gwent Police reported at least one health condition they believe was caused or made worse by their uniform, highlighting clear concerns about the physical impact of uniform wear. This is higher than the national average of 57%.
- Among those who provided their sex, almost all (97%) of the female respondents from Gwent Police reported at least one health condition they believe is caused or made worse by their uniform, compared to 73% of male respondents from this force.
- 41% of respondents from Gwent Police agreed that their uniform affects their relationship with their body.
- Around a quarter (24%) of respondents from Gwent Police agreed that their uniform affects their mental wellbeing, while 24% agreed that their emotional wellbeing has been effected.

Complaints and Sick Leave

- 36% of respondents from Gwent Police said they had made a uniform-related complaint.

- For 71% of these complaints, no action was taken.
- 3% of respondents from Gwent Police have taken time off work due to the negative effects of uniform, lower than the national average of 5%.
- 59% of respondents from Gwent Police said that although they had experienced negative effects due to wearing their uniform, they did not take sick leave.
- Reasons for not taking sick leave at Gwent Police included worries that taking sick leave would negatively affect work opportunities (14%), a lack of perceived empathy from line managers (10%), and negative attitudes in the force (8%).

Uniform Impact on Retention and Role Choices

- 19% of respondents from Gwent Police have made decisions about their current or future roles based on the uniform they must wear. This includes transitioning to a non-uniformed role, choosing a role based on the required uniform, and even leaving the force due to uniform-related issues.

Thoughts on National Uniform

- 42% of respondents from Gwent Police agreed that there should be a national uniform across England and Wales, while 16% disagreed, and 41% feel neutral.

Figure 1: Proportion of respondents who said that their experience of uniform is ‘negative’ or ‘extremely negative’.

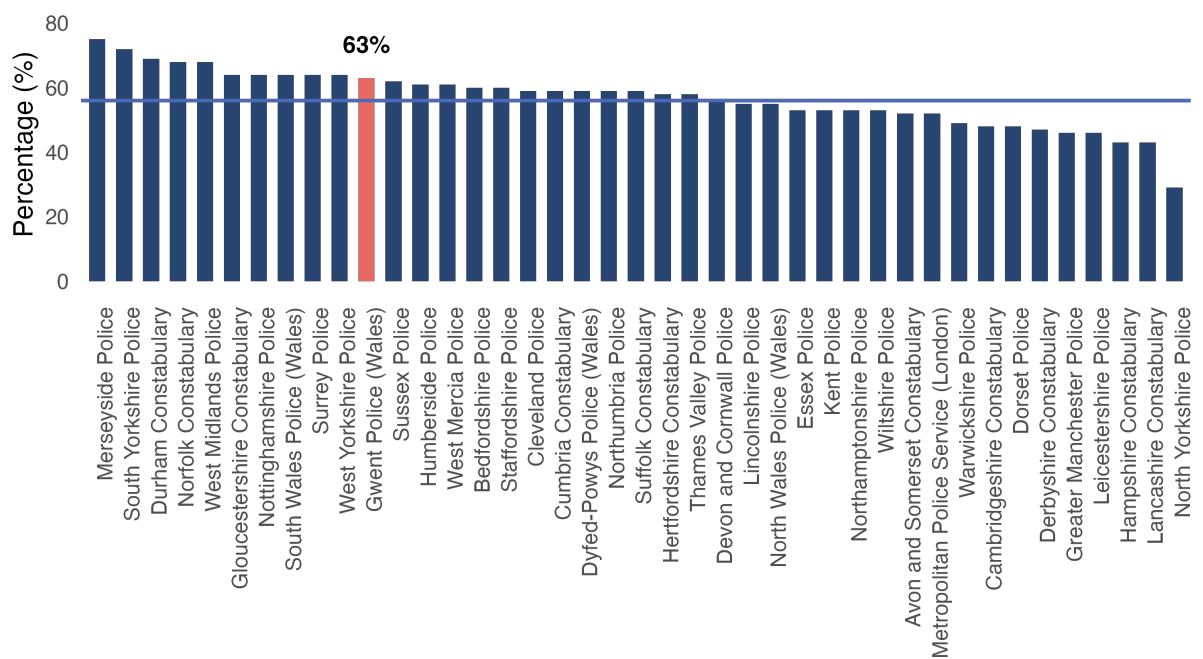


Figure 2: Proportion of respondents who disagreed or strongly disagreed that their uniform is fit for purpose.

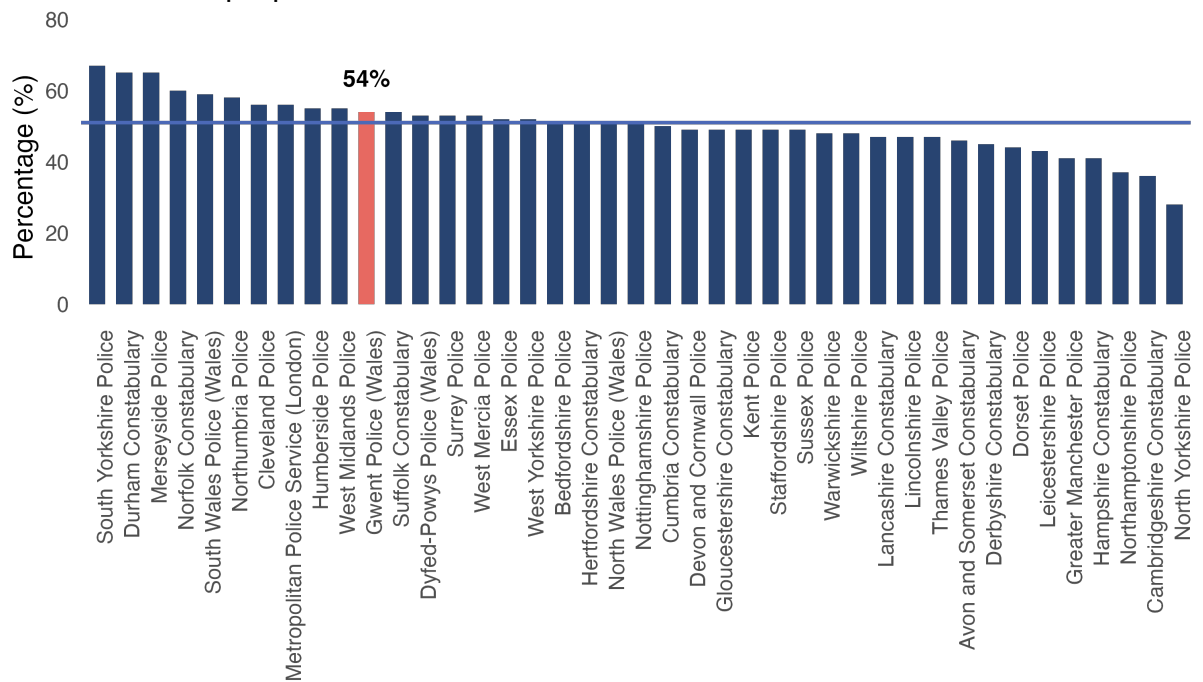


Figure 3: Proportion of respondents who reported one or more physical health conditions they believe to have been caused or made worse by their uniform.

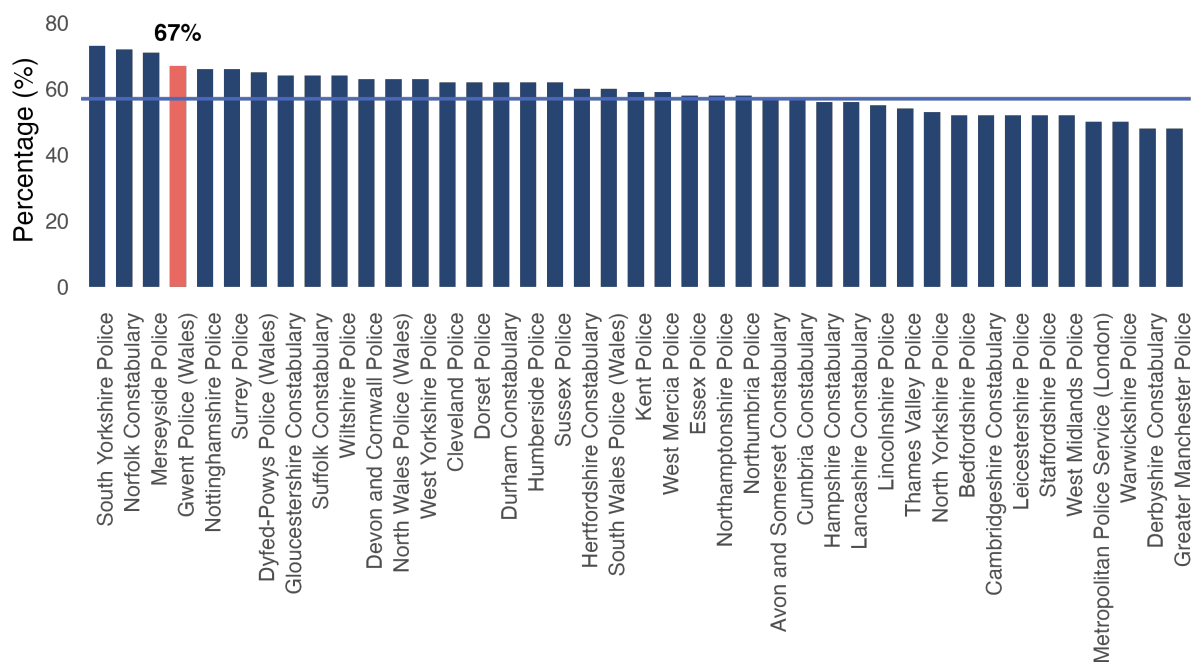


Figure 4: Proportion of uniform-related complaints where no action was taken.

