

First joint observation by the underground gravitational-wave detector KAGRA with GEO 600

The LIGO Scientific Collaboration, the Virgo Collaboration, and the KAGRA Collaboration*, R. Abbott¹, H. Abe², F. Acernese^{3,4}, K. Ackley⁵, N. Adhikari⁶, R. X. Adhikari¹, V. K. Adkins⁷, V. B. Adya⁸, C. Affeldt^{9,10}, D. Agarwal¹¹, M. Agathos^{12,13}, K. Agatsuma¹⁴, N. Aggarwal¹⁵, O. D. Aguiar¹⁶, L. Aiello¹⁷, A. Ain¹⁸, P. Ajith¹⁹, T. Akutsu^{20,21}, S. Albanesi^{22,23}, R. A. Alford²⁴, A. Allocca^{4,25}, P. A. Altin⁸, A. Amato²⁶, C. Anand⁵, S. Anand¹, A. Ananyeva¹, S. B. Anderson¹, W. G. Anderson⁶, M. Ando^{27,28}, T. Andrade²⁹, N. Andres³⁰, M. Andrés-Carcasona³¹, T. Andrić³², S. V. Angelova³³, S. Ansoldi^{34,35}, J. M. Antelis³⁶, S. Antier^{37,38}, T. Apostolatos³⁹, E. Z. Appavuravther^{40,41}, S. Appert¹, S. K. Apple⁴², K. Arai¹, A. Araya⁴³, M. C. Araya¹, J. S. Areeda⁴⁴, M. Arène⁴⁵, N. Aritomi²⁰, N. Arnaud^{46,47}, M. Arogeti⁴⁸, S. M. Aronson⁷, K. G. Arun⁴⁹, H. Asada⁵⁰, Y. Asali⁵¹, G. Ashton⁵², Y. Aso^{53,54}, M. Assiduo^{55,56}, S. Assis de Souza Melo⁴⁷, S. M. Aston⁵⁷, P. Astone⁵⁸, F. Aubin⁵⁶, K. AultONeal³⁶, C. Austin⁷, S. Babak⁴⁵, F. Badaracco⁵⁹, M. K. M. Bader⁶⁰, C. Badger⁶¹, S. Bae⁶², Y. Bae⁶³, A. M. Baer⁶⁴, S. Bagnasco²³, Y. Bai¹, J. Baird⁴⁵, R. Bajpai⁶⁵, T. Baka⁶⁶, M. Ball⁶⁷, G. Ballardín⁴⁷, S. W. Ballmer⁶⁸, A. Balsamo⁶⁴, G. Baltus⁶⁹, S. Banagiri¹⁵, B. Banerjee³², D. Bankar¹¹, J. C. Barayoga¹, C. Barbieri^{70,71,72}, B. C. Barish¹, D. Barker⁷³, P. Barneo²⁹, F. Barone^{4,74}, B. Barr²⁴, L. Barsotti⁷⁵, M. Barsuglia⁴⁵, D. Barta⁷⁶, J. Bartlett⁷³, M. A. Barton²⁴, I. Bartos⁷⁷, S. Basak¹⁹, R. Bassiri⁷⁸, A. Basti^{18,79}, M. Bawaj^{40,80}, J. C. Bayley²⁴, M. Bazzan^{81,82}, B. R. Becher⁸³, B. Bécsy⁸⁴, V. M. Bedakihale⁸⁵, F. Beirnaert⁸⁶, M. Bejger⁸⁷, I. Belahcene⁴⁶, V. Benedetto⁸⁸, D. Beniwal⁸⁹, M. G. Benjamin⁹⁰, T. F. Bennett⁹¹, J. D. Bentley¹⁴, M. BenYaala³³, S. Bera¹¹, M. Berbel⁹², F. Bergamin^{9,10}, B. K. Berger⁷⁸, S. Bernuzzi¹³, C. P. L. Berry²⁴, D. Bersanetti⁹³, A. Bertolini⁶⁰, J. Betzwieser⁵⁷, D. Beveridge⁹⁴, R. Bhandare⁹⁵, A. V. Bhandari¹¹, U. Bhardwaj^{38,60}, R. Bhatt¹, D. Bhattacharjee⁹⁶, S. Bhaumik⁷⁷, A. Bianchi^{60,97}, I. A. Bilenko⁹⁸, G. Billingsley¹, S. Bini^{99,100}, R. Birney¹⁰¹, O. Birnholtz¹⁰², S. Biscans^{1,75}, M. Bischì^{55,56}, S. Biscoveanu⁷⁵, A. Bisht^{9,10}, B. Biswas¹¹, M. Bitossi^{47,18}, M.-A. Bizouard³⁷, J. K. Blackburn¹, C. D. Blair⁹⁴, D. G. Blair⁹⁴, R. M. Blair⁷³, F. Bobba^{103,104}, N. Bode^{9,10}, M. Boër³⁷, G. Bogaert³⁷, M. Boldrini^{58,105}, G. N. Bolingbroke⁸⁹, L. D. Bonavena⁸¹, F. Bondu¹⁰⁶, E. Bonilla⁷⁸, R. Bonnand³⁰, P. Booker^{9,10}, B. A. Boom⁶⁰, R. Bork¹, V. Boschi¹⁸, N. Bose¹⁰⁷, S. Bose¹¹, V. Bossilkov⁹⁴, V. Boudart⁶⁹, Y. Bouffanais^{81,82}, A. Bozzi⁴⁷, C. Bradaschia¹⁸, P. R. Brady⁶, A. Bramley⁵⁷, A. Branch⁵⁷, M. Branchesi^{32,108}, J. E. Brau⁶⁷, M. Breschi¹³, T. Briant¹⁰⁹, J. H. Briggs²⁴, A. Brillet³⁷, M. Brinkmann^{9,10}, P. Brockill⁶, A. F. Brooks¹, J. Brooks⁴⁷, D. D. Brown⁸⁹, S. Brunett¹, G. Bruno⁵⁹, R. Bruntz⁶⁴, J. Bryant¹⁴, F. Bucci⁵⁶, T. Bulik¹¹⁰, H. J. Bulten⁶⁰, A. Buonanno^{111,112}, K. Burtnyk⁷³, R. Buscicchio¹⁴, D. Buskulic³⁰, C. Buy¹¹³, R. L. Byer⁷⁸, G. S. Cabourn Davies⁵², G. Cabras^{34,35}, R. Cabrita⁵⁹, L. Cadonati⁴⁸, M. Caesar¹¹⁴, G. Cagnoli²⁶, C. Cahillane⁷³, J. Calderón Bustillo¹¹⁵, J. D. Callaghan²⁴, T. A. Callister^{116,117}, E. Calloni^{25,4},

J. Cameron⁹⁴, J. B. Camp¹¹⁸, M. Canepa^{93,119}, S. Canevarolo⁶⁶, M. Cannavacciuolo¹⁰³, K. C. Cannon^{id28}, H. Cao⁸⁹, Z. Cao^{id120}, E. Capocasa^{id20,45}, E. Capote⁶⁸, G. Carapella^{103,104}, F. Carbognani⁴⁷, M. Carlassara^{9,10}, J. B. Carlin^{id121}, M. F. Carney¹⁵, M. Carpinelli^{47,122,123}, G. Carrillo⁶⁷, G. Carullo^{id18,79}, T. L. Carver¹⁷, J. Casanueva Diaz⁴⁷, C. Casentini^{124,125}, G. Castaldi¹²⁶, S. Caudill^{60,66}, M. Cavaglià^{id96}, F. Cavalier^{id46}, R. Cavaliere^{id47}, G. Cella^{id18}, P. Cerdá-Durán¹²⁷, E. Cesarini^{id125}, W. Chaibi³⁷, S. Chalathadka Subrahmanya^{id128}, E. Champion^{id129}, C.-H. Chan¹³⁰, C. Chan²⁸, C. L. Chan^{id131}, K. Chan¹³¹, M. Chan¹³², K. Chandra¹⁰⁷, I. P. Chang¹³⁰, P. Chaniel^{id47}, S. Chao¹³⁰, C. Chapman-Bird^{id24}, P. Charlton^{id133}, E. A. Chase^{id15}, E. Chassande-Mottin^{id45}, C. Chatterjee^{id94}, Debarati Chatterjee^{id11}, Deep Chatterjee⁶, M. Chaturvedi⁹⁵, S. Chaty^{id45}, C. Chen^{id130,134}, D. Chen^{id53}, H. Y. Chen^{id75}, J. Chen¹³⁰, K. Chen¹³⁵, X. Chen⁹⁴, Y.-B. Chen¹³⁶, Y.-R. Chen¹³⁰, Z. Chen¹⁷, H. Cheng⁷⁷, C. K. Cheong¹³¹, H. Y. Cheung¹³¹, H. Y. Chia⁷⁷, F. Chiadini^{id104,137}, C.-Y. Chiang¹³⁸, G. Chiarini⁸², R. Chierici¹³⁹, A. Chincarini^{id93}, M. L. Chiofalo^{18,79}, A. Chiummo^{id47}, R. K. Choudhary⁹⁴, S. Choudhary^{id11}, N. Christensen^{id37}, Q. Chu⁹⁴, Y.-K. Chu¹³⁸, S. S. Y. Chua^{id8}, K. W. Chung⁶¹, G. Ciani^{id81,82}, P. Ciecielag⁸⁷, M. Ciešlar^{id87}, M. Cifaldi^{124,125}, A. A. Ciobanu⁸⁹, R. Ciolfi^{id82,140}, F. Cipriano³⁷, F. Clara⁷³, J. A. Clark^{id1,48}, P. Clearwater¹⁴¹, S. Clesse¹⁴², F. Cleva³⁷, E. Coccia^{32,108}, E. Codazzo^{id32}, P.-F. Cohadon^{id109}, D. E. Cohen^{id46}, M. Colleoni^{id143}, C. G. Collette¹⁴⁴, A. Colombo^{id70,71}, M. Colpi^{70,71}, C. M. Compton⁷³, M. Constancio Jr.¹⁶, L. Conti^{id82}, S. J. Cooper¹⁴, P. Corban⁵⁷, T. R. Corbitt^{id7}, I. Cordero-Carrión^{id145}, S. Corezzi^{40,80}, K. R. Corley⁵¹, N. J. Cornish^{id84}, D. Corre⁴⁶, A. Corsi¹⁴⁶, S. Cortese^{id47}, C. A. Costa¹⁶, R. Cotesta¹¹², R. Cottingham⁵⁷, M. W. Coughlin^{id147}, J.-P. Coulon³⁷, S. T. Countryman⁵¹, B. Cousins^{id148}, P. Couvares^{id1}, D. M. Coward⁹⁴, M. J. Cowart⁵⁷, D. C. Coyne^{id1}, R. Coyne^{id149}, J. D. E. Creighton^{id6}, T. D. Creighton⁹⁰, A. W. Criswell^{id147}, M. Croquette^{id109}, S. G. Crowder¹⁵⁰, J. R. Cudell^{id69}, T. J. Cullen⁷, A. Cumming²⁴, R. Cummings^{id24}, L. Cunningham²⁴, E. Cuoco^{18,47,151}, M. Curyło¹¹⁰, P. Dabadie²⁶, T. Dal Canton^{id46}, S. Dall’Osso^{id32}, G. Dálya^{id86,152}, A. Dana⁷⁸, B. D’Angelo^{id93,119}, S. Danilishin^{id60,153}, S. D’Antonio¹²⁵, K. Danzmann^{9,10}, C. Darsow-Fromm^{id128}, A. Dasgupta⁸⁵, L. E. H. Datrier²⁴, Sayak Datta¹¹, Sayantani Datta^{id49}, V. Dattilo⁴⁷, I. Dave⁹⁵, M. Davier⁴⁶, D. Davis^{id1}, M. C. Davis^{id114}, E. J. Daw^{id154}, R. Dean¹¹⁴, D. DeBra⁷⁸, M. Deenadayalan¹¹, J. Degallaix^{id155}, M. De Laurentis^{25,4}, S. Deléglise^{id109}, V. Del Favero¹²⁹, F. De Lillo^{id59}, N. De Lillo²⁴, D. Dell’Aquila^{id122}, W. Del Pozzo^{79,18}, L. M. DeMarchi¹⁵, F. De Matteis^{124,125}, V. D’Emilio¹⁷, N. Demos⁷⁵, T. Dent^{id115}, A. Depasse^{id59}, R. De Pietri^{id156,157}, R. De Rosa^{id4,25}, C. De Rossi⁴⁷, R. DeSalvo^{id126,158}, R. De Simone¹³⁷, S. Dhurandhar¹¹, M. C. Díaz^{id90}, N. A. Didio⁶⁸, T. Dietrich^{id112}, L. Di Fiore⁴, C. Di Fronzo¹⁴, C. Di Giorgio^{id103,104}, F. Di Giovanni^{id127}, M. Di Giovanni³², T. Di Girolamo^{id4,25}, A. Di Lieto^{id18,79}, A. Di Michele^{id80}, B. Ding¹⁴⁴, S. Di Pace^{id58,105}, I. Di Palma^{id58,105}, F. Di Renzo^{id18,79}, A. K. Divakarla⁷⁷, A. Dmitriev^{id14}, Z. Doctor¹⁵, L. Donahue¹⁵⁹, L. D’Onofrio^{id4,25}, F. Donovan⁷⁵, K. L. Dooley¹⁷, S. Doravari^{id11}, M. Drago^{id58,105}, J. C. Driggers^{id73}, Y. Drori¹, J.-G. Ducoin⁴⁶, P. Dupej²⁴, U. Dupletsa³², O. Durante^{103,104}, D. D’Urso^{id122,123}, P.-A. Duverne⁴⁶, S. E. Dwyer⁷³, C. Eassa⁷³, P. J. Easter⁵, M. Ebersold¹⁶⁰, T. Eckhardt^{id128}, G. Eddolls^{id24}, B. Edelman^{id67}, T. B. Edo¹, O. Edy^{id52}, A. Effler^{id57}, S. Eguchi^{id132}, J. Eichholz^{id8}, S. S. Eikenberry⁷⁷, M. Eisenmann^{20,30}, R. A. Eisenstein⁷⁵, A. Ejlli^{id17}, E. Engelby⁴⁴, Y. Enomoto^{id27},

L. Errico^{4,25}, R. C. Essick¹⁶¹, H. Estellés¹⁴³, D. Estevez¹⁶², Z. Etienne¹⁶³, T. Etzel¹, M. Evans⁷⁵, T. M. Evans⁵⁷, T. Evstafyeva¹², B. E. Ewing¹⁴⁸, F. Fabrizi^{55,56}, F. Faedi⁵⁶, V. Fafone^{32,124,125}, H. Fair⁶⁸, S. Fairhurst¹⁷, P. C. Fan¹⁵⁹, A. M. Farah¹⁶⁴, S. Farinon⁹³, B. Farr⁶⁷, W. M. Farr^{116,117}, E. J. Fauchon-Jones¹⁷, G. Favaro⁸¹, M. Favata¹⁶⁵, M. Fays⁶⁹, M. Fazio¹⁶⁶, J. Feicht¹, M. M. Fejer⁷⁸, E. Fenyvesi^{76,167}, D. L. Ferguson¹⁶⁸, A. Fernandez-Galiana⁷⁵, I. Ferrante^{18,79}, T. A. Ferreira¹⁶, F. Fidecaro^{18,79}, P. Figura¹¹⁰, A. Fiori^{18,79}, I. Fiori⁴⁷, M. Fishbach¹⁵, R. P. Fisher⁶⁴, R. Fittipaldi^{104,169}, V. Fiumara^{104,170}, R. Flaminio^{20,30}, E. Floden¹⁴⁷, H. K. Fong²⁸, J. A. Font^{127,171}, B. Fornal¹⁵⁸, P. W. F. Forsyth⁸, A. Franke¹²⁸, S. Frasca^{58,105}, F. Frasconi¹⁸, J. P. Freed³⁶, Z. Frei¹⁵², A. Freise^{60,97}, O. Freitas¹⁷², R. Frey⁶⁷, V. V. Frolov⁵⁷, G. G. Fronzé²³, Y. Fujii¹⁷³, Y. Fujikawa¹⁷⁴, Y. Fujimoto¹⁷⁵, P. Fulda⁷⁷, M. Fyffe⁵⁷, H. A. Gabbard²⁴, W. E. Gabella¹⁷⁶, B. U. Gadre¹¹², J. R. Gair¹¹², J. Gais¹³¹, S. Galaudage⁵, R. Gamba¹³, D. Ganapathy⁷⁵, A. Ganguly¹¹, D. Gao¹⁷⁷, S. G. Gaonkar¹¹, B. Garaventa^{93,119}, C. García Núñez¹⁰¹, C. García-Quirós¹⁴³, F. Garuffi^{4,25}, B. Gateley⁷³, V. Gayathri⁷⁷, G.-G. Ge¹⁷⁷, G. Gemme⁹³, A. Gennai¹⁸, J. George⁹⁵, O. Gerberding¹²⁸, L. Gergely¹⁷⁸, P. Gewecke¹²⁸, S. Ghonge⁴⁸, Abhirup Ghosh¹¹², Archisman Ghosh⁸⁶, Shaon Ghosh¹⁶⁵, Shrobana Ghosh¹⁷, Tathagata Ghosh¹¹, B. Giacomazzo^{70,71,72}, L. Giacoppo^{58,105}, J. A. Giaime^{7,57}, K. D. Giardino⁵⁷, D. R. Gibson¹⁰¹, C. Gier³³, M. Giesler¹⁷⁹, P. Giri^{18,79}, F. Gissi⁸⁸, S. Gkaitatzis^{18,79}, J. Glanzer⁷, A. E. Gleckl⁴⁴, P. Godwin¹⁴⁸, E. Goetz¹⁸⁰, R. Goetz⁷⁷, N. Gohlke^{9,10}, J. Golomb¹, B. Goncharov³², G. González⁷, M. Gosselin⁴⁷, R. Gouaty³⁰, D. W. Gould⁸, S. Goyal¹⁹, B. Grace⁸, A. Grado^{4,181}, V. Graham²⁴, M. Granata¹⁵⁵, V. Granata¹⁰³, A. Grant²⁴, S. Gras⁷⁵, P. Grassia¹, C. Gray⁷³, R. Gray²⁴, G. Greco⁴⁰, A. C. Green⁷⁷, R. Green¹⁷, A. M. Gretarsson³⁶, E. M. Gretarsson³⁶, D. Griffith¹, W. L. Griffiths¹⁷, H. L. Griggs⁴⁸, G. Grignani^{40,80}, A. Grimaldi^{99,100}, E. Grimes³⁶, S. J. Grimm^{32,108}, H. Grote¹⁷, S. Grunewald¹¹², P. Gruning⁴⁶, A. S. Gruson⁴⁴, D. Guerra¹²⁷, G. M. Guidi^{55,56}, A. R. Guimaraes⁷, G. Guixé²⁹, H. K. Gulati⁸⁵, A. M. Gunny⁷⁵, H.-K. Guo¹⁵⁸, Y. Guo⁶⁰, Anchal Gupta¹, Anuradha Gupta¹⁸², I. M. Gupta¹⁴⁸, P. Gupta^{60,66}, S. K. Gupta¹⁰⁷, R. Gustafson¹⁸³, F. Guzman¹⁸⁴, S. Ha¹⁸⁵, I. P. W. Hadiputrawan¹³⁵, L. Haegel⁴⁵, S. Haino¹³⁸, O. Halim³⁵, E. D. Hall⁷⁵, E. Z. Hamilton¹⁶⁰, G. Hammond²⁴, W.-B. Han¹⁸⁶, M. Haney¹⁶⁰, J. Hanks⁷³, C. Hanna¹⁴⁸, M. D. Hannam¹⁷, O. Hannuksela^{60,66}, H. Hansen⁷³, T. J. Hansen³⁶, J. Hanson⁵⁷, T. Harder³⁷, K. Haris^{60,66}, J. Harms^{32,108}, G. M. Harry⁴², I. W. Harry⁵², D. Hartwig¹²⁸, K. Hasegawa¹⁸⁷, B. Haskell⁸⁷, C.-J. Haster⁷⁵, J. S. Hathaway¹²⁹, K. Hattori¹⁸⁸, K. Haughian²⁴, H. Hayakawa¹⁸⁹, K. Hayama¹³², F. J. Hayes²⁴, J. Healy¹²⁹, A. Heidmann¹⁰⁹, A. Heidt^{9,10}, M. C. Heintze⁵⁷, J. Heinze^{9,10}, J. Heinzl⁷⁵, H. Heitmann³⁷, F. Hellman¹⁹⁰, P. Hello⁴⁶, A. F. Helmling-Cornell⁶⁷, G. Hemming⁴⁷, M. Hendry²⁴, I. S. Heng²⁴, E. Hennes⁶⁰, J. Hennig¹⁹¹, M. H. Hennig¹⁹¹, C. Henshaw⁴⁸, A. G. Hernandez⁹¹, F. Hernandez Vivanco⁵, M. Heurs^{9,10}, A. L. Hewitt¹⁹², S. Higginbotham¹⁷, S. Hild^{60,153}, P. Hill³³, Y. Himemoto¹⁹³, A. S. Hines¹⁸⁴, N. Hirata²⁰, C. Hirose¹⁷⁴, T.-C. Ho¹³⁵, S. Hochheim^{9,10}, D. Hofman¹⁵⁵, J. N. Hohmann¹²⁸, D. G. Holcomb¹¹⁴, N. A. Holland⁸, I. J. Hollows¹⁵⁴, Z. J. Holmes⁸⁹, K. Holt⁵⁷, D. E. Holz¹⁶⁴, Q. Hong¹³⁰, J. Hough²⁴, S. Hourihane¹, E. J. Howell⁹⁴, C. G. Hoy¹⁷, D. Hoyland¹⁴, A. Hreibi^{9,10}, B.-H. Hsieh¹⁸⁷, H.-F. Hsieh¹³⁰, C. Hsiung¹³⁴, Y. Hsu¹³⁰,

H-Y. Huang ¹³⁸, P. Huang ¹⁷⁷, Y-C. Huang ¹³⁰, Y.-J. Huang ¹³⁸, Yiting Huang ¹⁵⁰,
 Yiwen Huang ⁷⁵, M. T. Hübner ⁵, A. D. Huddart ¹⁹⁴, B. Hughey ³⁶, D. C. Y. Hui ¹⁹⁵,
 V. Hui ³⁰, S. Husa ¹⁴³, S. H. Huttner ²⁴, R. Huxford ¹⁴⁸, T. Huynh-Dinh ⁵⁷, S. Ide ¹⁹⁶,
 B. Idzkowski ¹¹⁰, A. Iess ^{124,125}, K. Inayoshi ¹⁹⁷, Y. Inoue ¹³⁵, P. Iosif ¹⁹⁸, M. Isi ⁷⁵,
 K. Isleif ¹²⁸, K. Ito ¹⁹⁹, Y. Itoh ^{175,200}, B. R. Iyer ¹⁹, V. JaberianHamedan ⁹⁴,
 T. Jacqmin ¹⁰⁹, P.-E. Jacquet ¹⁰⁹, S. J. Jadhav ²⁰¹, S. P. Jadhav ¹¹, T. Jain ¹²,
 A. L. James ¹⁷, A. Z. Jan ¹⁶⁸, K. Jani ¹⁷⁶, J. Janquart ^{60,66}, K. Janssens ^{37,202},
 N. N. Janthalur ²⁰¹, P. Jaranowski ²⁰³, D. Jariwala ⁷⁷, R. Jaume ¹⁴³,
 A. C. Jenkins ⁶¹, K. Jenner ⁸⁹, C. Jeon ²⁰⁴, W. Jia ⁷⁵, J. Jiang ⁷⁷, H.-B. Jin ^{205,206},
 G. R. Johns ⁶⁴, R. Johnston ²⁴, A. W. Jones ⁹⁴, D. I. Jones ²⁰⁷, P. Jones ¹⁴, R. Jones ²⁴,
 P. Joshi ¹⁴⁸, L. Ju ⁹⁴, A. Jue ¹⁵⁸, P. Jung ⁶³, K. Jung ¹⁸⁵, J. Junker ^{9,10}, V. Juste ¹⁶²,
 K. Kaihotsu ¹⁹⁹, T. Kajita ²⁰⁸, M. Kakizaki ²⁰⁹, C. V. Kalaghatgi ^{17,60,66,210},
 V. Kalogera ¹⁵, B. Kamai ¹, M. Kamiizumi ¹⁸⁹, N. Kanda ^{175,200},
 S. Kandhasamy ¹¹, G. Kang ²¹¹, J. B. Kanner ¹, Y. Kao ¹³⁰, S. J. Kapadia ¹⁹,
 D. P. Kapasi ⁸, C. Karathanasis ³¹, S. Karki ⁹⁶, R. Kashyap ¹⁴⁸, M. Kasprzack ¹,
 W. Kastaun ^{9,10}, T. Kato ¹⁸⁷, S. Katsanevas ⁴⁷, E. Katsavounidis ⁷⁵, W. Katzman ⁵⁷,
 T. Kaur ⁹⁴, K. Kawabe ⁷³, K. Kawaguchi ¹⁸⁷, F. Kéfélian ³⁷, D. Keitel ¹⁴³,
 J. S. Key ²¹², S. Khadka ⁷⁸, F. Y. Khalili ⁹⁸, S. Khan ¹⁷, T. Khanam ¹⁴⁶,
 E. A. Khazanov ²¹³, N. Khetan ^{32,108}, M. Khursheed ⁹⁵, N. Kijbunchoo ⁸, A. Kim ¹⁵,
 C. Kim ²⁰⁴, J. C. Kim ²¹⁴, J. Kim ²¹⁵, K. Kim ²⁰⁴, W. S. Kim ⁶³, Y.-M. Kim ¹⁸⁵,
 C. Kimball ¹⁵, N. Kimura ¹⁸⁹, M. Kinley-Hanlon ²⁴, R. Kirchhoff ^{9,10},
 J. S. Kissel ⁷³, S. Klimenko ⁷⁷, T. Klinger ¹², A. M. Knee ¹⁸⁰, T. D. Knowles ¹⁶³,
 N. Knust ^{9,10}, E. Knyazev ⁷⁵, Y. Kobayashi ¹⁷⁵, P. Koch ^{9,10}, G. Koekoek ^{60,153},
 K. Kohri ²¹⁶, K. Kokeyama ²¹⁷, S. Koley ³², P. Kolitsidou ¹⁷, M. Kolstein ³¹,
 K. Komori ⁷⁵, V. Kondrashov ¹, A. K. H. Kong ¹³⁰, A. Kontos ⁸³, N. Koper ^{9,10},
 M. Korobko ¹²⁸, M. Kovalam ⁹⁴, N. Koyama ¹⁷⁴, D. B. Kozak ¹, C. Kozakai ⁵³,
 V. Kringel ^{9,10}, N. V. Krishnendu ^{9,10}, A. Królak ^{218,219}, G. Kuehn ^{9,10}, F. Kuei ¹³⁰,
 P. Kuijter ⁶⁰, S. Kulkarni ¹⁸², A. Kumar ²⁰¹, Prayush Kumar ¹⁹, Rahul Kumar ⁷³,
 Rakesh Kumar ⁸⁵, J. Kume ²⁸, K. Kuns ⁷⁵, Y. Kuromiya ¹⁹⁹, S. Kuroyanagi ^{220,221},
 K. Kwak ¹⁸⁵, G. Lacaille ²⁴, P. Lagabbe ³⁰, D. Laghi ¹¹³, E. Lalande ²²²,
 M. Lalleman ²⁰², T. L. Lam ¹³¹, A. Lamberts ^{37,223}, M. Landry ⁷³, B. B. Lane ⁷⁵,
 R. N. Lang ⁷⁵, J. Lange ¹⁶⁸, B. Lantz ⁷⁸, I. La Rosa ³⁰, A. Lartaux-Vollard ⁴⁶,
 P. D. Lasky ⁵, M. Laxen ⁵⁷, A. Lazzarini ¹, C. Lazzaro ^{81,82}, P. Leaci ^{58,105},
 S. Leavey ^{9,10}, S. LeBohec ¹⁵⁸, Y. K. Lecoeuche ¹⁸⁰, E. Lee ¹⁸⁷, H. M. Lee ²²⁴,
 H. W. Lee ²¹⁴, K. Lee ²²⁵, R. Lee ¹³⁰, I. N. Legred ¹, J. Lehmann ^{9,10},
 A. Lemaître ²²⁶, M. Lenti ^{56,227}, M. Leonardi ²⁰, E. Leonova ³⁸, N. Leroy ⁴⁶,
 N. Letendre ³⁰, C. Levesque ²²², Y. Levin ⁵, J. N. Leviton ¹⁸³, K. Leyde ⁴⁵, A. K. Y. Li ¹,
 B. Li ¹³⁰, J. Li ¹⁵, K. L. Li ²²⁸, P. Li ²²⁹, T. G. F. Li ¹³¹, X. Li ¹³⁶, C.-Y. Lin ²³⁰,
 E. T. Lin ¹³⁰, F.-K. Lin ¹³⁸, F.-L. Lin ²³¹, H. L. Lin ¹³⁵, L. C.-C. Lin ²²⁸,
 F. Linde ^{60,210}, S. D. Linker ^{91,126}, J. N. Linley ²⁴, T. B. Littenberg ²³², G. C. Liu ¹³⁴,
 J. Liu ⁹⁴, K. Liu ¹³⁰, X. Liu ⁶, F. Llamas ⁹⁰, R. K. L. Lo ¹, T. Lo ¹³⁰, L. T. London ^{38,75},
 A. Longo ²³³, D. Lopez ¹⁶⁰, M. Lopez Portilla ⁶⁶, M. Lorenzini ^{124,125}, V. Lorette ²³⁴,
 M. Lormand ⁵⁷, G. Losurdo ¹⁸, T. P. Lott ⁴⁸, J. D. Lough ^{9,10}, C. O. Lousto ¹²⁹,
 G. Lovelace ⁴⁴, J. F. Lucaccioni ²³⁵, H. Lück ^{9,10}, D. Lumaca ^{124,125}, A. P. Lundgren ⁵²,
 L.-W. Luo ¹³⁸, J. E. Lynam ⁶⁴, M. Ma'arif ¹³⁵, R. Macas ⁵², J. B. Machtinger ¹⁵,
 M. MacInnis ⁷⁵, D. M. Macleod ¹⁷, I. A. O. MacMillan ¹, A. Macquet ³⁷,
 I. Magaña Hernandez ⁶, C. Magazzù ¹⁸, R. M. Magee ¹, R. Maggiore ¹⁴,
 M. Magnozzi ^{93,119}, S. Mahesh ¹⁶³, E. Majorana ^{58,105}, I. Maksimovic ²³⁴,

S. Maliakal¹, A. Malik⁹⁵, N. Man³⁷, V. Mandic¹⁴⁷, V. Mangano^{58,105},
 G. L. Mansell^{73,75}, M. Manske⁶, M. Mantovani⁴⁷, M. Mapelli^{81,82},
 F. Marchesoni^{41,40,236}, D. Marín Pina²⁹, F. Marion³⁰, Z. Mark¹³⁶, S. Márka⁵¹,
 Z. Márka⁵¹, C. Markakis¹², A. S. Markosyan⁷⁸, A. Markowitz¹, E. Maros¹,
 A. Marquina¹⁴⁵, S. Marsat⁴⁵, F. Martelli^{55,56}, I. W. Martin²⁴, R. M. Martin¹⁶⁵,
 M. Martinez³¹, V. A. Martinez⁷⁷, V. Martinez²⁶, K. Martinovic⁶¹, D. V. Martynov¹⁴,
 E. J. Marx⁷⁵, H. Masalehdan¹²⁸, K. Mason⁷⁵, E. Massera¹⁵⁴, A. Masserot³⁰,
 M. Masso-Reid²⁴, S. Mastrogiovanni⁴⁵, A. Matas¹¹², M. Mateu-Lucena¹⁴³,
 F. Matichard^{1,75}, M. Matushechkin^{9,10}, N. Mavalvala⁷⁵, J. J. McCann⁹⁴,
 R. McCarthy⁷³, D. E. McClelland⁸, P. K. McClincy¹⁴⁸, S. McCormick⁵⁷,
 L. McCuller⁷⁵, G. I. McGhee²⁴, S. C. McGuire⁵⁷, C. McIsaac⁵², J. McIver¹⁸⁰,
 T. McRae⁸, S. T. McWilliams¹⁶³, D. Meacher⁶, M. Mehmet^{9,10}, A. K. Mehta¹¹²,
 Q. Meijer⁶⁶, A. Melatos¹²¹, D. A. Melchor⁴⁴, G. Mendell⁷³, A. Menendez-Vazquez³¹,
 C. S. Menoni¹⁶⁶, R. A. Mercer⁶, L. Mereni¹⁵⁵, K. Merfeld⁶⁷, E. L. Merilh⁵⁷,
 J. D. Merritt⁶⁷, M. Merzougui³⁷, S. Meshkov^{1,*}, C. Messenger²⁴, C. Messick⁷⁵,
 P. M. Meyers¹²¹, F. Meylahn^{9,10}, A. Mhaske¹¹, A. Miani^{99,100}, H. Miao¹⁴,
 I. Michaloliakos⁷⁷, C. Michel¹⁵⁵, Y. Michimura²⁷, H. Middleton¹²¹,
 D. P. Mihaylov¹¹², L. Milano^{25,†}, A. L. Miller⁵⁹, A. Miller⁹¹, B. Miller^{38,60},
 M. Millhouse¹²¹, J. C. Mills¹⁷, E. Milotti^{237,35}, Y. Minenkov¹²⁵, N. Mio²³⁸,
 Ll. M. Mir³¹, M. Miravet-Tenés¹²⁷, A. Mishkin⁷⁷, C. Mishra²³⁹, T. Mishra⁷⁷,
 T. Mistry¹⁵⁴, S. Mitra¹¹, V. P. Mitrofanov⁹⁸, G. Mitselmakher⁷⁷,
 R. Mittleman⁷⁵, O. Miyakawa¹⁸⁹, K. Miyo¹⁸⁹, S. Miyoki¹⁸⁹, Geoffrey Mo⁷⁵,
 L. M. Modafferi¹⁴³, E. Moguel²³⁵, K. Mogushi⁹⁶, S. R. P. Mohapatra⁷⁵,
 S. R. Mohite⁶, I. Molina⁴⁴, M. Molina-Ruiz¹⁹⁰, M. Mondin⁹¹, M. Montani^{55,56},
 C. J. Moore¹⁴, J. Moragues¹⁴³, D. Moraru⁷³, F. Morawski⁸⁷, A. More¹¹,
 C. Moreno³⁶, G. Moreno⁷³, Y. Mori¹⁹⁹, S. Morisaki⁶, N. Morisue¹⁷⁵,
 Y. Moriwaki²⁰⁹, B. Mours¹⁶², C. M. Mow-Lowry^{60,97}, S. Mozzon⁵²,
 F. Muciaccia^{58,105}, Arunava Mukherjee²⁴⁰, D. Mukherjee¹⁴⁸, Soma Mukherjee⁹⁰,
 Subroto Mukherjee⁸⁵, Suvodip Mukherjee^{38,161}, N. Mukund^{9,10}, A. Mullavey⁵⁷,
 J. Munch⁸⁹, E. A. Muñoz⁶⁸, P. G. Murray²⁴, R. Musenich^{93,119}, S. Muusse⁸⁹,
 S. L. Nadjai^{9,10}, K. Nagano²⁴¹, A. Nagar^{23,242}, K. Nakamura²⁰, H. Nakano²⁴³,
 M. Nakano¹⁸⁷, Y. Nakayama¹⁹⁹, V. Napolano⁴⁷, I. Nardecchia^{124,125},
 T. Narikawa¹⁸⁷, H. Narola⁶⁶, L. Naticchioni⁵⁸, B. Nayak⁹¹, R. K. Nayak²⁴⁴,
 B. F. Neil⁹⁴, J. Neilson^{88,104}, A. Nelson¹⁸⁴, T. J. N. Nelson⁵⁷, M. Nery^{9,10},
 P. Neubauer²³⁵, A. Neunzert²¹², K. Y. Ng⁷⁵, S. W. S. Ng⁸⁹, C. Nguyen⁴⁵,
 P. Nguyen⁶⁷, T. Nguyen⁷⁵, L. Nguyen Quynh²⁴⁵, J. Ni¹⁴⁷, W.-T. Ni^{130,177,205},
 S. A. Nichols⁷, T. Nishimoto¹⁸⁷, A. Nishizawa²⁸, S. Nissanke^{38,60}, E. Nitoglia¹³⁹,
 F. Nocera⁴⁷, M. Norman¹⁷, C. North¹⁷, S. Nozaki¹⁸⁸, G. Nurbek⁹⁰, L. K. Nuttall⁵²,
 Y. Obayashi¹⁸⁷, J. Oberling⁷³, B. D. O'Brien⁷⁷, J. O'Dell¹⁹⁴, E. Oelker²⁴,
 W. Ogaki¹⁸⁷, G. Oganessian^{32,108}, J. J. Oh⁶³, K. Oh¹⁹⁵, S. H. Oh⁶³,
 M. Ohashi¹⁸⁹, T. Ohashi¹⁷⁵, M. Ohkawa¹⁷⁴, F. Ohme^{9,10}, H. Ohta²⁸,
 M. A. Okada¹⁶, Y. Okutani¹⁹⁶, C. Olivetto⁴⁷, K. Oohara^{187,246}, R. Oram⁵⁷,
 B. O'Reilly⁵⁷, R. G. Ormiston¹⁴⁷, N. D. Ormsby⁶⁴, R. O'Shaughnessy¹²⁹,
 E. O'Shea¹⁷⁹, S. Oshino¹⁸⁹, S. Ossokine¹¹², C. Osthelder¹, S. Otabe²,
 D. J. Ottaway⁸⁹, H. Overmier⁵⁷, A. E. Pace¹⁴⁸, G. Pagano^{18,79}, R. Pagano⁷,
 M. A. Page⁹⁴, G. Pagliaroli^{32,108}, A. Pai¹⁰⁷, S. A. Pai⁹⁵, S. Pal²⁴⁴, J. R. Palamos⁶⁷,
 O. Palashov²¹³, C. Palomba⁵⁸, H. Pan¹³⁰, K.-C. Pan¹³⁰, P. K. Panda²⁰¹,
 P. T. H. Pang^{60,66}, C. Pankow¹⁵, F. Pannarale^{58,105}, B. C. Pant⁹⁵, F. H. Panther⁹⁴,

F. Paoletti ¹⁸, A. Paoli ⁴⁷, A. Paolone ^{58,247}, G. Pappas ¹⁹⁸, A. Parisi ¹³⁴, H. Park ⁶, J. Park ²⁴⁸, W. Parker ⁵⁷, D. Pascucci ^{60,86}, A. Pasqualetti ⁴⁷, R. Passaquieti ^{18,79}, D. Passuello ¹⁸, M. Patel ⁶⁴, M. Pathak ⁸⁹, B. Patricelli ^{18,47}, A. S. Patron ⁷, S. Paul ⁶⁷, E. Payne ⁵, M. Pedraza ¹, R. Pedurand ¹⁰⁴, M. Pegoraro ⁸², A. Pele ⁵⁷, F. E. Peña Arellano ¹⁸⁹, S. Penano ⁷⁸, S. Penn ²⁴⁹, A. Perego ^{99,100}, A. Pereira ²⁶, T. Pereira ²⁵⁰, C. J. Perez ⁷³, C. Périgois ³⁰, C. C. Perkins ⁷⁷, A. Perreca ^{99,100}, S. Perriès ¹³⁹, D. Pesios ¹⁹⁸, J. Petermann ¹²⁸, D. Petterson ¹, H. P. Pfeiffer ¹¹², H. Pham ⁵⁷, K. A. Pham ¹⁴⁷, K. S. Phukon ^{60,210}, H. Phurailatpam ¹³¹, O. J. Piccini ⁵⁸, M. Pichot ³⁷, M. Piendibene ^{18,79}, F. Piergiovanni ^{55,56}, L. Pierini ^{58,105}, V. Pierro ^{88,104}, G. Pillant ⁴⁷, M. Pillas ⁴⁶, F. Pilo ¹⁸, L. Pinard ¹⁵⁵, C. Pineda-Bosque ⁹¹, I. M. Pinto ^{88,104,251}, M. Pinto ⁴⁷, B. J. Piotrkowski ⁶, K. Piotrkowski ⁵⁹, M. Pirello ⁷³, M. D. Pitkin ¹⁹², A. Placidi ^{40,80}, E. Placidi ^{58,105}, M. L. Planas ¹⁴³, W. Plastino ^{233,252}, C. Pluchar ²⁵³, R. Poggiani ^{18,79}, E. Polini ³⁰, D. Y. T. Pong ¹³¹, S. Ponrathnam ¹¹, E. K. Porter ⁴⁵, R. Poulton ⁴⁷, A. Poverman ⁸³, J. Powell ¹⁴¹, M. Pracchia ³⁰, T. Pradier ¹⁶², A. K. Prajapati ⁸⁵, K. Prasai ⁷⁸, R. Prasanna ²⁰¹, G. Pratten ¹⁴, M. Principe ^{88,104,251}, G. A. Prodi ^{100,254}, L. Prokhorov ¹⁴, P. Proposito ^{124,125}, L. Prudenzi ¹¹², A. Puecher ^{60,66}, M. Punturo ⁴⁰, F. Puosi ^{18,79}, P. Puppo ⁵⁸, M. Pürerer ¹¹², H. Qi ¹⁷, N. Quartey ⁶⁴, V. Quetschke ⁹⁰, P. J. Quinonez ³⁶, R. Quitzow-James ⁹⁶, F. J. Raab ⁷³, G. Raaijmakers ^{38,60}, H. Radkins ⁷³, N. Radulesco ³⁷, P. Raffai ¹⁵², S. X. Rail ²²², S. Raja ⁹⁵, C. Rajan ⁹⁵, K. E. Ramirez ⁵⁷, T. D. Ramirez ⁴⁴, A. Ramos-Buades ¹¹², J. Rana ¹⁴⁸, P. Rapagnani ^{58,105}, A. Ray ⁶, V. Raymond ¹⁷, N. Raza ¹⁸⁰, M. Razzano ^{18,79}, J. Read ⁴⁴, L. A. Rees ⁴², T. Regimbau ³⁰, L. Rei ⁹³, S. Reid ³³, S. W. Reid ⁶⁴, D. H. Reitze ^{1,77}, P. Relton ¹⁷, A. Renzini ¹, P. Rettigno ^{22,23}, B. Revenu ⁴⁵, A. Reza ⁶⁰, M. Rezac ⁴⁴, F. Ricci ^{58,105}, D. Richards ¹⁹⁴, J. W. Richardson ²⁵⁵, L. Richardson ¹⁸⁴, G. Riemenschneider ^{22,23}, K. Riles ¹⁸³, S. Rinaldi ^{18,79}, K. Rink ¹⁸⁰, N. A. Robertson ¹, R. Robie ¹, F. Robinet ⁴⁶, A. Rocchi ¹²⁵, S. Rodriguez ⁴⁴, L. Rolland ³⁰, J. G. Rollins ¹, M. Romanelli ¹⁰⁶, R. Romano ^{3,4}, C. L. Romel ⁷³, A. Romero ³¹, I. M. Romero-Shaw ⁵, J. H. Romie ⁵⁷, S. Ronchini ^{32,108}, L. Rosa ^{4,25}, C. A. Rose ⁶, D. Rosińska ¹¹⁰, M. P. Ross ²⁵⁶, S. Rowan ²⁴, S. J. Rowlinson ¹⁴, S. Roy ⁶⁶, Santosh Roy ¹¹, Soumen Roy ²⁵⁷, D. Rozza ^{122,123}, P. Ruggi ⁴⁷, K. Ruiz-Rocha ¹⁷⁶, K. Ryan ⁷³, S. Sachdev ¹⁴⁸, T. Sadecki ⁷³, J. Sadiq ¹¹⁵, S. Saha ¹³⁰, Y. Saito ¹⁸⁹, K. Sakai ²⁵⁸, M. Sakellariadou ⁶¹, S. Sakon ¹⁴⁸, O. S. Salafia ^{70,71,72}, F. Salces-Carcoba ¹, L. Salconi ⁴⁷, M. Saleem ¹⁴⁷, F. Salemi ^{99,100}, A. Samajdar ⁷¹, E. J. Sanchez ¹, J. H. Sanchez ⁴⁴, L. E. Sanchez ¹, N. Sanchis-Gual ²⁵⁹, J. R. Sanders ²⁶⁰, A. Sanuy ²⁹, T. R. Saravanan ¹¹, N. Sarin ⁵, B. Sassolas ¹⁵⁵, H. Satari ⁹⁴, O. Sauter ⁷⁷, R. L. Savage ⁷³, V. Savant ¹¹, T. Sawada ¹⁷⁵, H. L. Sawant ¹¹, S. Sayah ¹⁵⁵, D. Schaetzl ¹, M. Scheel ¹³⁶, J. Scheuer ¹⁵, M. G. Schiworski ⁸⁹, P. Schmidt ¹⁴, S. Schmidt ⁶⁶, R. Schnabel ¹²⁸, M. Schneewind ^{9,10}, R. M. S. Schofield ⁶⁷, A. Schönbeck ¹²⁸, B. W. Schulte ^{9,10}, B. F. Schutz ^{9,10,17}, E. Schwartz ¹⁷, J. Scott ²⁴, S. M. Scott ⁸, M. Seglar-Arroyo ³⁰, Y. Sekiguchi ²⁶¹, D. Sellers ⁵⁷, A. S. Sengupta ²⁵⁷, D. Sentenac ⁴⁷, E. G. Seo ¹³¹, V. Sequino ^{4,25}, A. Sergeev ²¹³, Y. Setyawati ^{9,10,66}, T. Shaffer ⁷³, M. S. Shahriar ¹⁵, M. A. Shaikh ¹⁹, B. Shams ¹⁵⁸, L. Shao ¹⁹⁷, A. Sharma ^{32,108}, P. Sharma ⁹⁵, P. Shawhan ¹¹¹, N. S. Shcheblanov ²²⁶, A. Sheela ²³⁹, Y. Shikano ^{262,263}, M. Shikauchi ²⁸, H. Shimizu ²⁶⁴, K. Shimode ¹⁸⁹, H. Shinkai ²⁶⁵, T. Shishido ⁵⁴, A. Shoda ²⁰, D. H. Shoemaker ⁷⁵, D. M. Shoemaker ¹⁶⁸, S. ShyamSundar ⁹⁵, M. Sieniawska ⁵⁹, D. Sigg ⁷³, L. Silenzi ^{40,41}, L. P. Singer ¹¹⁸, D. Singh ¹⁴⁸, M. K. Singh ¹⁹, N. Singh ¹¹⁰,

A. Singha [ID](#)^{60,153}, A. M. Sintes [ID](#)¹⁴³, V. Sipala [ID](#)^{122,123}, V. Skliris¹⁷, B. J. J. Slagmolen [ID](#)⁸, T. J. Slaven-Blair⁹⁴, J. Smetana¹⁴, J. R. Smith [ID](#)⁴⁴, L. Smith²⁴, R. J. E. Smith [ID](#)⁵, J. Soldateschi [ID](#)^{56,227,266}, S. N. Somala [ID](#)²⁶⁷, K. Somiya [ID](#)², I. Song [ID](#)¹³⁰, K. Soni [ID](#)¹¹, S. Soni [ID](#)⁷⁵, V. Sordini¹³⁹, F. Sorrentino⁹³, N. Sorrentino [ID](#)^{18,79}, R. Soulard³⁷, T. Souradeep^{11,268}, E. Sowell¹⁴⁶, V. Spagnuolo^{60,153}, A. P. Spencer [ID](#)²⁴, M. Spera [ID](#)^{81,82}, P. Spinicelli⁴⁷, A. K. Srivastava⁸⁵, V. Srivastava⁶⁸, K. Staats¹⁵, C. Stachie³⁷, F. Stachurski²⁴, D. A. Steer [ID](#)⁴⁵, J. Steinlechner^{60,153}, S. Steinlechner [ID](#)^{60,153}, N. Stergioulas¹⁹⁸, D. J. Stops¹⁴, M. Stover²³⁵, K. A. Strain [ID](#)²⁴, L. C. Strang¹²¹, G. Stratta [ID](#)^{58,269}, M. D. Strong⁷, A. Strunk⁷³, R. Sturani²⁵⁰, A. L. Stuver [ID](#)¹¹⁴, M. Suchenek⁸⁷, S. Sudhagar [ID](#)¹¹, V. Sudhir [ID](#)⁷⁵, R. Sugimoto [ID](#)^{241,270}, H. G. Suh [ID](#)⁶, A. G. Sullivan [ID](#)⁵¹, T. Z. Summerscales [ID](#)²⁷¹, L. Sun [ID](#)⁸, S. Sunil⁸⁵, A. Sur [ID](#)⁸⁷, J. Suresh [ID](#)²⁸, P. J. Sutton [ID](#)¹⁷, Takamasa Suzuki [ID](#)¹⁷⁴, Takanori Suzuki², Toshikazu Suzuki¹⁸⁷, B. L. Swinkels [ID](#)⁶⁰, M. J. Szczepańczyk [ID](#)⁷⁷, P. Szewczyk¹¹⁰, M. Tacca⁶⁰, H. Tagoshi¹⁸⁷, S. C. Tait [ID](#)²⁴, H. Takahashi [ID](#)²⁷², R. Takahashi [ID](#)²⁰, S. Takano²⁷, H. Takeda [ID](#)²⁷, M. Takeda¹⁷⁵, C. J. Talbot³³, C. Talbot¹, K. Tanaka²⁷³, Taiki Tanaka¹⁸⁷, Takahiro Tanaka [ID](#)²⁷⁴, A. J. Tanasijczuk⁵⁹, S. Tanioka [ID](#)¹⁸⁹, D. B. Tanner⁷⁷, D. Tao¹, L. Tao [ID](#)⁷⁷, R. D. Tapia¹⁴⁸, E. N. Tapia San Martín [ID](#)⁶⁰, C. Taranto¹²⁴, A. Taruya [ID](#)²⁷⁵, J. D. Tasson [ID](#)¹⁵⁹, R. Tenorio [ID](#)¹⁴³, J. E. S. Terhune [ID](#)¹¹⁴, L. Terkowski [ID](#)¹²⁸, M. P. Thirugnanasambandam¹¹, M. Thomas⁵⁷, P. Thomas⁷³, E. E. Thompson⁴⁸, J. E. Thompson [ID](#)¹⁷, S. R. Thondapu⁹⁵, K. A. Thorne⁵⁷, E. Thrane⁵, Shubhanshu Tiwari [ID](#)¹⁶⁰, Srishti Tiwari¹¹, V. Tiwari [ID](#)¹⁷, A. M. Toivonen¹⁴⁷, A. E. Tolley [ID](#)⁵², T. Tomaru [ID](#)²⁰, T. Tomura [ID](#)¹⁸⁹, M. Tonelli^{18,79}, Z. Tornasi²⁴, A. Torres-Forné [ID](#)¹²⁷, C. I. Torrie¹, I. Tosta e Melo [ID](#)¹²³, D. Töyrä⁸, A. Trapananti [ID](#)^{40,41}, F. Travasso [ID](#)^{40,41}, G. Traylor⁵⁷, M. Trevor¹¹¹, M. C. Tringali [ID](#)⁴⁷, A. Tripathee [ID](#)¹⁸³, L. Troiano^{104,276}, A. Trovato [ID](#)⁴⁵, L. Trozzo [ID](#)^{4,189}, R. J. Trudeau¹, D. Tsai¹³⁰, K. W. Tsang^{60,66,277}, T. Tsang [ID](#)²⁷⁸, J-S. Tsao²³¹, M. Tse⁷⁵, R. Tso¹³⁶, S. Tsuchida¹⁷⁵, L. Tsukada¹⁴⁸, D. Tsuna²⁸, T. Tsutsui [ID](#)²⁸, K. Turbang [ID](#)^{202,279}, M. Turconi³⁷, D. Tuyenbayev [ID](#)¹⁷⁵, A. S. Ubhi [ID](#)¹⁴, N. Uchikata [ID](#)¹⁸⁷, T. Uchiyama [ID](#)¹⁸⁹, R. P. Udall¹, A. Ueda²⁸⁰, T. Uehara [ID](#)^{281,282}, K. Ueno [ID](#)²⁸, G. Ueshima²⁸³, C. S. Unnikrishnan²⁸⁴, A. L. Urban⁷, T. Ushiba [ID](#)¹⁸⁹, A. Utina [ID](#)^{60,153}, G. Vajente [ID](#)¹, A. Vajpeyi⁵, G. Valdes [ID](#)¹⁸⁴, M. Valentini [ID](#)^{99,100,182}, V. Valsan⁶, N. van Bakel⁶⁰, M. van Beuzekom [ID](#)⁶⁰, M. van Dael^{60,285}, J. F. J. van den Brand [ID](#)^{60,97,153}, C. Van Den Broeck^{60,66}, D. C. Vander-Hyde⁶⁸, H. van Haevermaet [ID](#)²⁰², J. V. van Heijningen [ID](#)⁵⁹, M. H. P. M. van Putten²⁸⁶, N. van Remortel [ID](#)²⁰², M. Vardaro^{60,210}, A. F. Vargas¹²¹, V. Varma [ID](#)¹¹², M. Vasúth [ID](#)⁷⁶, A. Vecchio [ID](#)¹⁴, G. Vedovato⁸², J. Veitch [ID](#)²⁴, P. J. Veitch [ID](#)⁸⁹, J. Venneberg [ID](#)^{9,10}, G. Venugopalan [ID](#)¹, D. Verkindt [ID](#)³⁰, P. Verma²¹⁹, Y. Verma [ID](#)⁹⁵, S. M. Vermeulen [ID](#)¹⁷, D. Veske [ID](#)⁵¹, F. Vetrano⁵⁵, A. Viceré [ID](#)^{55,56}, S. Vidyant⁶⁸, A. D. Viets [ID](#)²⁸⁷, A. Vijaykumar [ID](#)¹⁹, V. Villa-Ortega [ID](#)¹¹⁵, J.-Y. Vinet³⁷, A. Virtuoso^{35,237}, S. Vitale [ID](#)⁷⁵, H. Vocca^{40,80}, E. R. G. von Reis⁷³, J. S. A. von Wrangel^{9,10}, C. Vorvick [ID](#)⁷³, S. P. Vyatchanin [ID](#)⁹⁸, L. E. Wade²³⁵, M. Wade [ID](#)²³⁵, K. J. Wagner [ID](#)¹²⁹, R. C. Walet⁶⁰, M. Walker⁶⁴, G. S. Wallace³³, L. Wallace¹, J. Wang [ID](#)¹⁷⁷, J. Z. Wang¹⁸³, W. H. Wang⁹⁰, R. L. Ward⁸, J. Warner⁷³, M. Was [ID](#)³⁰, T. Washimi [ID](#)²⁰, N. Y. Washington¹, J. Watchi [ID](#)¹⁴⁴, B. Weaver⁷³, C. R. Weaving⁵², S. A. Webster²⁴, M. Weinert^{9,10}, A. J. Weinstein [ID](#)¹, R. Weiss⁷⁵, C. M. Weller²⁵⁶, R. A. Weller [ID](#)¹⁷⁶, F. Wellmann^{9,10}, L. Wen⁹⁴, P. Weßels^{9,10}, K. Wette [ID](#)⁸, J. T. Whelan [ID](#)¹²⁹, D. D. White⁴⁴, B. F. Whiting [ID](#)⁷⁷, C. Whittle [ID](#)⁷⁵, D. Wilken^{9,10}, D. Williams [ID](#)²⁴, M. J. Williams [ID](#)²⁴, A. R. Williamson [ID](#)⁵²,

J. L. Willis¹, B. Willke^{9,10}, D. J. Wilson²⁵³, C. C. Wipf¹, T. Wlodarczyk¹¹²,
 G. Woan²⁴, J. Woehler^{9,10}, J. K. Wofford¹²⁹, D. Wong¹⁸⁰,
 I. C. F. Wong¹³¹, M. Wright²⁴, C. Wu¹³⁰, D. S. Wu^{9,10}, H. Wu¹³⁰,
 D. M. Wysocki⁶, L. Xiao¹, T. Yamada²⁶⁴, H. Yamamoto¹, K. Yamamoto²⁰⁹,
 T. Yamamoto¹⁸⁹, K. Yamashita¹⁹⁹, R. Yamazaki¹⁹⁶, F. W. Yang¹⁵⁸,
 K. Z. Yang¹⁴⁷, L. Yang¹⁶⁶, Y.-C. Yang¹³⁰, Y. Yang²⁸⁸, Yang Yang⁷⁷, M. J. Yap⁸,
 D. W. Yeeles¹⁷, S.-W. Yeh¹³⁰, A. B. Yelikar¹²⁹, M. Ying¹³⁰, J. Yokoyama^{27,28},
 T. Yokozawa¹⁸⁹, J. Yoo¹⁷⁹, T. Yoshioka¹⁹⁹, Hang Yu¹³⁶, Haocun Yu⁷⁵,
 H. Yuzurihara¹⁸⁷, A. Zadrożny²¹⁹, M. Zanolin³⁶, S. Zeidler²⁸⁹, T. Zelenova⁴⁷,
 J.-P. Zendri⁸², M. Zevin¹⁶⁴, M. Zhan¹⁷⁷, H. Zhang²³¹, J. Zhang⁹⁴, L. Zhang¹,
 R. Zhang⁷⁷, T. Zhang¹⁴, Y. Zhang¹⁸⁴, C. Zhao⁹⁴, G. Zhao¹⁴⁴, Y. Zhao^{20,187},
 Yue Zhao¹⁵⁸, R. Zhou¹⁹⁰, Z. Zhou¹⁵, X. J. Zhu⁵, Z.-H. Zhu^{120,229}, A.
 B. Zimmerman¹⁶⁸, M. E. Zucker^{1,75}, J. Zweizig¹

¹LIGO Laboratory, California Institute of Technology, Pasadena, CA 91125, USA

²Graduate School of Science, Tokyo Institute of Technology, Meguro-ku, Tokyo 152-8551, Japan

³Dipartimento di Farmacia, Università di Salerno, I-84084 Fisciano, Salerno, Italy

⁴INFN, Sezione di Napoli, Complesso Universitario di Monte S. Angelo, I-80126 Napoli, Italy

⁵OzGrav, School of Physics & Astronomy, Monash University, Clayton 3800, Victoria, Australia

⁶University of Wisconsin-Milwaukee, Milwaukee, WI 53201, USA

⁷Louisiana State University, Baton Rouge, LA 70803, USA

⁸OzGrav, Australian National University, Canberra, Australian Capital Territory 0200, Australia

⁹Max Planck Institute for Gravitational Physics (Albert Einstein Institute), D-30167 Hannover, Germany

¹⁰Leibniz Universität Hannover, D-30167 Hannover, Germany

¹¹Inter-University Centre for Astronomy and Astrophysics, Pune 411007, India

¹²University of Cambridge, Cambridge CB2 1TN, United Kingdom

¹³Theoretisch-Physikalisches Institut, Friedrich-Schiller-Universität Jena, D-07743 Jena, Germany

¹⁴University of Birmingham, Birmingham B15 2TT, United Kingdom

¹⁵Northwestern University, Evanston, IL 60208, USA

¹⁶Instituto Nacional de Pesquisas Espaciais, 12227-010 São José dos Campos, São Paulo, Brazil

¹⁷Cardiff University, Cardiff CF24 3AA, United Kingdom

¹⁸INFN, Sezione di Pisa, I-56127 Pisa, Italy

¹⁹International Centre for Theoretical Sciences, Tata Institute of Fundamental Research, Bengaluru 560089, India

²⁰Gravitational Wave Science Project, National Astronomical Observatory of Japan (NAOJ), Mitaka City, Tokyo 181-8588, Japan

²¹Advanced Technology Center, National Astronomical Observatory of Japan (NAOJ), Mitaka City, Tokyo 181-8588, Japan

²²Dipartimento di Fisica, Università degli Studi di Torino, I-10125 Torino, Italy

²³INFN Sezione di Torino, I-10125 Torino, Italy

²⁴SUPA, University of Glasgow, Glasgow G12 8QQ, United Kingdom

²⁵Università di Napoli "Federico II", Complesso Universitario di Monte S. Angelo, I-80126 Napoli, Italy

²⁶Université de Lyon, Université Claude Bernard Lyon 1, CNRS, Institut Lumière Matière, F-69622 Villeurbanne, France

²⁷Department of Physics, The University of Tokyo, Bunkyo-ku, Tokyo 113-0033, Japan

²⁸Research Center for the Early Universe (RESCEU), The University of Tokyo, Bunkyo-ku, Tokyo 113-0033, Japan

²⁹Institut de Ciències del Cosmos (ICCUB), Universitat de Barcelona, C/ Martí i Franquès 1, Barcelona, 08028, Spain

³⁰Univ. Savoie Mont Blanc, CNRS, Laboratoire d'Annecy de Physique des Particules – IN2P3, F-74000 Annecy, France

³¹Institut de Física d'Altes Energies (IFAE), Barcelona Institute of Science and Technology, and ICREA, E-08193 Barcelona, Spain

³²Gran Sasso Science Institute (GSSI), I-67100 L'Aquila, Italy

- ³³*SUPA, University of Strathclyde, Glasgow G1 1XQ, United Kingdom*
- ³⁴*Dipartimento di Scienze Matematiche, Informatiche e Fisiche, Università di Udine, I-33100 Udine, Italy*
- ³⁵*INFN, Sezione di Trieste, I-34127 Trieste, Italy*
- ³⁶*Embry-Riddle Aeronautical University, Prescott, AZ 86301, USA*
- ³⁷*Artemis, Université Côte d'Azur, Observatoire de la Côte d'Azur, CNRS, F-06304 Nice, France*
- ³⁸*GRAPPA, Anton Pannekoek Institute for Astronomy and Institute for High-Energy Physics, University of Amsterdam, Science Park 904, 1098 XH Amsterdam, Netherlands*
- ³⁹*National and Kapodistrian University of Athens, School of Science Building, 2nd floor, Panepistimiopolis, 15771 Ilissia, Greece*
- ⁴⁰*INFN, Sezione di Perugia, I-06123 Perugia, Italy*
- ⁴¹*Università di Camerino, Dipartimento di Fisica, I-62032 Camerino, Italy*
- ⁴²*American University, Washington, D.C. 20016, USA*
- ⁴³*Earthquake Research Institute, The University of Tokyo, Bunkyo-ku, Tokyo 113-0032, Japan*
- ⁴⁴*California State University Fullerton, Fullerton, CA 92831, USA*
- ⁴⁵*Université de Paris, CNRS, Astroparticule et Cosmologie, F-75006 Paris, France*
- ⁴⁶*Université Paris-Saclay, CNRS/IN2P3, IJCLab, 91405 Orsay, France*
- ⁴⁷*European Gravitational Observatory (EGO), I-56021 Cascina, Pisa, Italy*
- ⁴⁸*Georgia Institute of Technology, Atlanta, GA 30332, USA*
- ⁴⁹*Chennai Mathematical Institute, Chennai 603103, India*
- ⁵⁰*Department of Mathematics and Physics*
- ⁵¹*Columbia University, New York, NY 10027, USA*
- ⁵²*University of Portsmouth, Portsmouth, PO1 3FX, United Kingdom*
- ⁵³*Kamioka Branch, National Astronomical Observatory of Japan (NAOJ), Kamioka-cho, Hida City, Gifu 506-1205, Japan*
- ⁵⁴*The Graduate University for Advanced Studies (SOKENDAI), Mitaka City, Tokyo 181-8588, Japan*
- ⁵⁵*Università degli Studi di Urbino "Carlo Bo", I-61029 Urbino, Italy*
- ⁵⁶*INFN, Sezione di Firenze, I-50019 Sesto Fiorentino, Firenze, Italy*
- ⁵⁷*LIGO Livingston Observatory, Livingston, LA 70754, USA*
- ⁵⁸*INFN, Sezione di Roma, I-00185 Roma, Italy*
- ⁵⁹*Université catholique de Louvain, B-1348 Louvain-la-Neuve, Belgium*
- ⁶⁰*Nikhef, Science Park 105, 1098 XG Amsterdam, Netherlands*
- ⁶¹*King's College London, University of London, London WC2R 2LS, United Kingdom*
- ⁶²*Korea Institute of Science and Technology Information, Daejeon 34141, Republic of Korea*
- ⁶³*National Institute for Mathematical Sciences, Daejeon 34047, Republic of Korea*
- ⁶⁴*Christopher Newport University, Newport News, VA 23606, USA*
- ⁶⁵*School of High Energy Accelerator Science, The Graduate University for Advanced Studies (SOKENDAI), Tsukuba City, Ibaraki 305-0801, Japan*
- ⁶⁶*Institute for Gravitational and Subatomic Physics (GRASP), Utrecht University, Princetonplein 1, 3584 CC Utrecht, Netherlands*
- ⁶⁷*University of Oregon, Eugene, OR 97403, USA*
- ⁶⁸*Syracuse University, Syracuse, NY 13244, USA*
- ⁶⁹*Université de Liège, B-4000 Liège, Belgium*
- ⁷⁰*Università degli Studi di Milano-Bicocca, I-20126 Milano, Italy*
- ⁷¹*INFN, Sezione di Milano-Bicocca, I-20126 Milano, Italy*
- ⁷²*INAF, Osservatorio Astronomico di Brera sede di Merate, I-23807 Merate, Lecco, Italy*
- ⁷³*LIGO Hanford Observatory, Richland, WA 99352, USA*
- ⁷⁴*Dipartimento di Medicina, Chirurgia e Odontoiatria "Scuola Medica Salernitana", Università di Salerno, I-84081 Baronissi, Salerno, Italy*
- ⁷⁵*LIGO Laboratory, Massachusetts Institute of Technology, Cambridge, MA 02139, USA*
- ⁷⁶*Wigner RCP, RMKI, H-1121 Budapest, Konkoly Thege Miklós út 29-33, Hungary*
- ⁷⁷*University of Florida, Gainesville, FL 32611, USA*
- ⁷⁸*Stanford University, Stanford, CA 94305, USA*
- ⁷⁹*Università di Pisa, I-56127 Pisa, Italy*
- ⁸⁰*Università di Perugia, I-06123 Perugia, Italy*
- ⁸¹*Università di Padova, Dipartimento di Fisica e Astronomia, I-35131 Padova, Italy*

- ⁸² *INFN, Sezione di Padova, I-35131 Padova, Italy*
- ⁸³ *Bard College, Annandale-On-Hudson, NY 12504, USA*
- ⁸⁴ *Montana State University, Bozeman, MT 59717, USA*
- ⁸⁵ *Institute for Plasma Research, Bhat, Gandhinagar 382428, India*
- ⁸⁶ *Universiteit Gent, B-9000 Gent, Belgium*
- ⁸⁷ *Nicolaus Copernicus Astronomical Center, Polish Academy of Sciences, 00-716, Warsaw, Poland*
- ⁸⁸ *Dipartimento di Ingegneria, Università del Sannio, I-82100 Benevento, Italy*
- ⁸⁹ *OzGrav, University of Adelaide, Adelaide, South Australia 5005, Australia*
- ⁹⁰ *The University of Texas Rio Grande Valley, Brownsville, TX 78520, USA*
- ⁹¹ *California State University, Los Angeles, Los Angeles, CA 90032, USA*
- ⁹² *Departamento de Matemáticas, Universitat Autònoma de Barcelona, Edificio C Facultad de Ciencias 08193 Bellaterra (Barcelona), Spain*
- ⁹³ *INFN, Sezione di Genova, I-16146 Genova, Italy*
- ⁹⁴ *OzGrav, University of Western Australia, Crawley, Western Australia 6009, Australia*
- ⁹⁵ *RRCAT, Indore, Madhya Pradesh 452013, India*
- ⁹⁶ *Missouri University of Science and Technology, Rolla, MO 65409, USA*
- ⁹⁷ *Vrije Universiteit Amsterdam, 1081 HV Amsterdam, Netherlands*
- ⁹⁸ *Lomonosov Moscow State University, Moscow 119991, Russia*
- ⁹⁹ *Università di Trento, Dipartimento di Fisica, I-38123 Povo, Trento, Italy*
- ¹⁰⁰ *INFN, Trento Institute for Fundamental Physics and Applications, I-38123 Povo, Trento, Italy*
- ¹⁰¹ *SUPA, University of the West of Scotland, Paisley PA1 2BE, United Kingdom*
- ¹⁰² *Bar-Ilan University, Ramat Gan, 5290002, Israel*
- ¹⁰³ *Dipartimento di Fisica “E.R. Caianiello,” Università di Salerno, I-84084 Fisciano, Salerno, Italy*
- ¹⁰⁴ *INFN, Sezione di Napoli, Gruppo Collegato di Salerno, Complesso Universitario di Monte S. Angelo, I-80126 Napoli, Italy*
- ¹⁰⁵ *Università di Roma “La Sapienza,” I-00185 Roma, Italy*
- ¹⁰⁶ *Université de Rennes, CNRS, Institut FOTON – UMR6082, F-3500 Rennes, France*
- ¹⁰⁷ *Indian Institute of Technology Bombay, Powai, Mumbai 400 076, India*
- ¹⁰⁸ *INFN, Laboratori Nazionali del Gran Sasso, I-67100 Assergi, Italy*
- ¹⁰⁹ *Laboratoire Kastler Brossel, Sorbonne Université, CNRS, ENS-Université PSL, Collège de France, F-75005 Paris, France*
- ¹¹⁰ *Astronomical Observatory Warsaw University, 00-478 Warsaw, Poland*
- ¹¹¹ *University of Maryland, College Park, MD 20742, USA*
- ¹¹² *Max Planck Institute for Gravitational Physics (Albert Einstein Institute), D-14476 Potsdam, Germany*
- ¹¹³ *L2IT, Laboratoire des 2 Infinis – Toulouse, Université de Toulouse, CNRS/IN2P3, UPS, F-31062 Toulouse Cedex 9, France*
- ¹¹⁴ *Villanova University, Villanova, PA 19085, USA*
- ¹¹⁵ *IGFAE, Universidad de Santiago de Compostela, 15782 Spain*
- ¹¹⁶ *Stony Brook University, Stony Brook, NY 11794, USA*
- ¹¹⁷ *Center for Computational Astrophysics, Flatiron Institute, New York, NY 10010, USA*
- ¹¹⁸ *NASA Goddard Space Flight Center, Greenbelt, MD 20771, USA*
- ¹¹⁹ *Dipartimento di Fisica, Università degli Studi di Genova, I-16146 Genova, Italy*
- ¹²⁰ *Department of Astronomy, Beijing Normal University, Beijing 100875, China*
- ¹²¹ *OzGrav, University of Melbourne, Parkville, Victoria 3010, Australia*
- ¹²² *Università degli Studi di Sassari, I-07100 Sassari, Italy*
- ¹²³ *INFN, Laboratori Nazionali del Sud, I-95125 Catania, Italy*
- ¹²⁴ *Università di Roma Tor Vergata, I-00133 Roma, Italy*
- ¹²⁵ *INFN, Sezione di Roma Tor Vergata, I-00133 Roma, Italy*
- ¹²⁶ *University of Sannio at Benevento, I-82100 Benevento, Italy and INFN, Sezione di Napoli, I-80100 Napoli, Italy*
- ¹²⁷ *Departamento de Astronomía y Astrofísica, Universitat de València, E-46100 Burjassot, València, Spain*
- ¹²⁸ *Universität Hamburg, D-22761 Hamburg, Germany*
- ¹²⁹ *Rochester Institute of Technology, Rochester, NY 14623, USA*

- ¹³⁰ *National Tsing Hua University, Hsinchu City, 30013 Taiwan, Republic of China*
- ¹³¹ *The Chinese University of Hong Kong, Shatin, NT, Hong Kong*
- ¹³² *Department of Applied Physics, Fukuoka University, Jonan, Fukuoka City, Fukuoka 814-0180, Japan*
- ¹³³ *OzGrav, Charles Sturt University, Wagga Wagga, New South Wales 2678, Australia*
- ¹³⁴ *Department of Physics, Tamkang University, Danshui Dist., New Taipei City 25137, Taiwan*
- ¹³⁵ *Department of Physics, Center for High Energy and High Field Physics, National Central University, Zhongli District, Taoyuan City 32001, Taiwan*
- ¹³⁶ *CaRT, California Institute of Technology, Pasadena, CA 91125, USA*
- ¹³⁷ *Dipartimento di Ingegneria Industriale (DIIN), Università di Salerno, I-84084 Fisciano, Salerno, Italy*
- ¹³⁸ *Institute of Physics, Academia Sinica, Nankang, Taipei 11529, Taiwan*
- ¹³⁹ *Université Lyon, Université Claude Bernard Lyon 1, CNRS, IP2I Lyon / IN2P3, UMR 5822, F-69622 Villeurbanne, France*
- ¹⁴⁰ *INAF, Osservatorio Astronomico di Padova, I-35122 Padova, Italy*
- ¹⁴¹ *OzGrav, Swinburne University of Technology, Hawthorn VIC 3122, Australia*
- ¹⁴² *Université libre de Bruxelles, Avenue Franklin Roosevelt 50 – 1050 Bruxelles, Belgium*
- ¹⁴³ *IAC3–IEEC, Universitat de les Illes Balears, E-07122 Palma de Mallorca, Spain*
- ¹⁴⁴ *Université Libre de Bruxelles, Brussels 1050, Belgium*
- ¹⁴⁵ *Departamento de Matemáticas, Universitat de València, E-46100 Burjassot, València, Spain*
- ¹⁴⁶ *Texas Tech University, Lubbock, TX 79409, USA*
- ¹⁴⁷ *University of Minnesota, Minneapolis, MN 55455, USA*
- ¹⁴⁸ *The Pennsylvania State University, University Park, PA 16802, USA*
- ¹⁴⁹ *University of Rhode Island, Kingston, RI 02881, USA*
- ¹⁵⁰ *Bellevue College, Bellevue, WA 98007, USA*
- ¹⁵¹ *Scuola Normale Superiore, Piazza dei Cavalieri, 7 – 56126 Pisa, Italy*
- ¹⁵² *Eötvös University, Budapest 1117, Hungary*
- ¹⁵³ *Maastricht University, P.O. Box 616, 6200 MD Maastricht, Netherlands*
- ¹⁵⁴ *The University of Sheffield, Sheffield S10 2TN, United Kingdom*
- ¹⁵⁵ *Université Lyon, Université Claude Bernard Lyon 1, CNRS, Laboratoire des Matériaux Avancés (LMA), IP2I Lyon / IN2P3, UMR 5822, F-69622 Villeurbanne, France*
- ¹⁵⁶ *Dipartimento di Scienze Matematiche, Fisiche e Informatiche, Università di Parma, I-43124 Parma, Italy*
- ¹⁵⁷ *INFN, Sezione di Milano Bicocca, Gruppo Collegato di Parma, I-43124 Parma, Italy*
- ¹⁵⁸ *The University of Utah, Salt Lake City, UT 84112, USA*
- ¹⁵⁹ *Carleton College, Northfield, MN 55057, USA*
- ¹⁶⁰ *University of Zurich, Winterthurerstrasse 190, 8057 Zurich, Switzerland*
- ¹⁶¹ *Perimeter Institute, Waterloo, ON N2L 2Y5, Canada*
- ¹⁶² *Université de Strasbourg, CNRS, IPHC UMR 7178, F-67000 Strasbourg, France*
- ¹⁶³ *West Virginia University, Morgantown, WV 26506, USA*
- ¹⁶⁴ *University of Chicago, Chicago, IL 60637, USA*
- ¹⁶⁵ *Montclair State University, Montclair, NJ 07043, USA*
- ¹⁶⁶ *Colorado State University, Fort Collins, CO 80523, USA*
- ¹⁶⁷ *Institute for Nuclear Research, Bem t'er 18/c, H-4026 Debrecen, Hungary*
- ¹⁶⁸ *University of Texas, Austin, TX 78712, USA*
- ¹⁶⁹ *CNR-SPIN, clo Università di Salerno, I-84084 Fisciano, Salerno, Italy*
- ¹⁷⁰ *Scuola di Ingegneria, Università della Basilicata, I-85100 Potenza, Italy*
- ¹⁷¹ *Observatori Astronòmic, Universitat de València, E-46980 Paterna, València, Spain*
- ¹⁷² *Centro de Física das Universidades do Minho e do Porto, Universidade do Minho, Campus de Gualtar, PT-4710 - 057 Braga, Portugal*
- ¹⁷³ *Department of Astronomy, The University of Tokyo, Mitaka City, Tokyo 181-8588, Japan*
- ¹⁷⁴ *Faculty of Engineering, Niigata University, Nishi-ku, Niigata City, Niigata 950-2181, Japan*
- ¹⁷⁵ *Department of Physics, Graduate School of Science, Osaka City University, Sumiyoshi-ku, Osaka City, Osaka 558-8585, Japan*
- ¹⁷⁶ *Vanderbilt University, Nashville, TN 37235, USA*

- ¹⁷⁷ *State Key Laboratory of Magnetic Resonance and Atomic and Molecular Physics, Innovation Academy for Precision Measurement Science and Technology (APM), Chinese Academy of Sciences, Xiao Hong Shan, Wuhan 430071, China*
- ¹⁷⁸ *University of Szeged, Dóm tér 9, Szeged 6720, Hungary*
- ¹⁷⁹ *Cornell University, Ithaca, NY 14850, USA*
- ¹⁸⁰ *University of British Columbia, Vancouver, BC V6T 1Z4, Canada*
- ¹⁸¹ *INAF, Osservatorio Astronomico di Capodimonte, I-80131 Napoli, Italy*
- ¹⁸² *The University of Mississippi, University, MS 38677, USA*
- ¹⁸³ *University of Michigan, Ann Arbor, MI 48109, USA*
- ¹⁸⁴ *Texas A&M University, College Station, TX 77843, USA*
- ¹⁸⁵ *Ulsan National Institute of Science and Technology, Ulsan 44919, Republic of Korea*
- ¹⁸⁶ *Shanghai Astronomical Observatory, Chinese Academy of Sciences, Shanghai 200030, China*
- ¹⁸⁷ *Institute for Cosmic Ray Research (ICRR), KAGRA Observatory, The University of Tokyo, Kashiwa City, Chiba 277-8582, Japan*
- ¹⁸⁸ *Faculty of Science, University of Toyama, Toyama City, Toyama 930-8555, Japan*
- ¹⁸⁹ *Institute for Cosmic Ray Research (ICRR), KAGRA Observatory, The University of Tokyo, Kamioka-cho, Hida City, Gifu 506-1205, Japan*
- ¹⁹⁰ *University of California, Berkeley, CA 94720, USA*
- ¹⁹¹ *Maastricht University, 6200 MD, Maastricht, Netherlands*
- ¹⁹² *Lancaster University, Lancaster LA1 4YW, United Kingdom*
- ¹⁹³ *College of Industrial Technology, Nihon University, Narashino City, Chiba 275-8575, Japan*
- ¹⁹⁴ *Rutherford Appleton Laboratory, Didcot OX11 0DE, United Kingdom*
- ¹⁹⁵ *Department of Astronomy & Space Science, Chungnam National University, Yuseong-gu, Daejeon 34134, Republic of Korea*
- ¹⁹⁶ *Department of Physical Sciences, Aoyama Gakuin University, Sagami-hara City, Kanagawa 252-5258, Japan*
- ¹⁹⁷ *Kavli Institute for Astronomy and Astrophysics, Peking University, Haidian District, Beijing 100871, China*
- ¹⁹⁸ *Aristotle University of Thessaloniki, University Campus, 54124 Thessaloniki, Greece*
- ¹⁹⁹ *Graduate School of Science and Engineering, University of Toyama, Toyama City, Toyama 930-8555, Japan*
- ²⁰⁰ *Nambu Yoichiro Institute of Theoretical and Experimental Physics (NITEP), Osaka City University, Sumiyoshi-ku, Osaka City, Osaka 558-8585, Japan*
- ²⁰¹ *Directorate of Construction, Services & Estate Management, Mumbai 400094, India*
- ²⁰² *Universiteit Antwerpen, Prinsstraat 13, 2000 Antwerpen, Belgium*
- ²⁰³ *University of Białystok, 15-424 Białystok, Poland*
- ²⁰⁴ *Ewha Womans University, Seoul 03760, Republic of Korea*
- ²⁰⁵ *National Astronomical Observatories, Chinese Academic of Sciences, Chaoyang District, Beijing, China*
- ²⁰⁶ *School of Astronomy and Space Science, University of Chinese Academy of Sciences, Chaoyang District, Beijing, China*
- ²⁰⁷ *University of Southampton, Southampton SO17 1BJ, United Kingdom*
- ²⁰⁸ *Institute for Cosmic Ray Research (ICRR), The University of Tokyo, Kashiwa City, Chiba 277-8582, Japan*
- ²⁰⁹ *Faculty of Science, University of Toyama, Toyama City, Toyama 930-8555, Japan*
- ²¹⁰ *Institute for High-Energy Physics, University of Amsterdam, Science Park 904, 1098 XH Amsterdam, Netherlands*
- ²¹¹ *Chung-Ang University, Seoul 06974, Republic of Korea*
- ²¹² *University of Washington Bothell, Bothell, WA 98011, USA*
- ²¹³ *Institute of Applied Physics, Nizhny Novgorod, 603950, Russia*
- ²¹⁴ *Inje University Gimhae, South Gyeongsang 50834, Republic of Korea*
- ²¹⁵ *Department of Physics, Myongji University, Yongin 17058, Republic of Korea*
- ²¹⁶ *Institute of Particle and Nuclear Studies (IPNS), High Energy Accelerator Research Organization (KEK), Tsukuba City, Ibaraki 305-0801, Japan*
- ²¹⁷ *School of Physics and Astronomy, Cardiff University, Cardiff, CF24 3AA, UK*

- ²¹⁸*Institute of Mathematics, Polish Academy of Sciences, 00656 Warsaw, Poland*
- ²¹⁹*National Center for Nuclear Research, 05-400 Świerk-Otwock, Poland*
- ²²⁰*Instituto de Fisica Teorica, 28049 Madrid, Spain*
- ²²¹*Department of Physics, Nagoya University, Chikusa-ku, Nagoya, Aichi 464-8602, Japan*
- ²²²*Université de Montréal Polytechnique, Montreal, Quebec H3T 1J4, Canada*
- ²²³*Laboratoire Lagrange, Université Côte d'Azur, Observatoire Côte d'Azur, CNRS, F-06304 Nice, France*
- ²²⁴*Seoul National University, Seoul 08826, Republic of Korea*
- ²²⁵*Sungkyunkwan University, Seoul 03063, Republic of Korea*
- ²²⁶*NAVIER, École des Ponts, Univ Gustave Eiffel, CNRS, Marne-la-Vallée, France*
- ²²⁷*Università di Firenze, Sesto Fiorentino I-50019, Italy*
- ²²⁸*Department of Physics, National Cheng Kung University, Tainan City 701, Taiwan*
- ²²⁹*School of Physics and Technology, Wuhan University, Wuhan, Hubei, 430072, China*
- ²³⁰*National Center for High-Performance Computing, National Applied Research Laboratories, Hsinchu Science Park, Hsinchu City 30076, Taiwan*
- ²³¹*Department of Physics, National Taiwan Normal University, sec. 4, Taipei 116, Taiwan*
- ²³²*NASA Marshall Space Flight Center, Huntsville, AL 35811, USA*
- ²³³*INFN, Sezione di Roma Tre, I-00146 Roma, Italy*
- ²³⁴*ESPCI, CNRS, F-75005 Paris, France*
- ²³⁵*Kenyon College, Gambier, OH 43022, USA*
- ²³⁶*School of Physics Science and Engineering, Tongji University, Shanghai 200092, China*
- ²³⁷*Dipartimento di Fisica, Università di Trieste, I-34127 Trieste, Italy*
- ²³⁸*Institute for Photon Science and Technology, The University of Tokyo, Bunkyo-ku, Tokyo 113-8656, Japan*
- ²³⁹*Indian Institute of Technology Madras, Chennai 600036, India*
- ²⁴⁰*Saha Institute of Nuclear Physics, Bidhannagar, West Bengal 700064, India*
- ²⁴¹*Japan Aerospace Exploration Agency, Institute of Space and Astronautical Science, 3-1-1 Yoshinodai, Chuo-ku, Sagami-hara, Kanagawa, 252-5210, Japan*
- ²⁴²*Institut des Hautes Etudes Scientifiques, F-91440 Bures-sur-Yvette, France*
- ²⁴³*Faculty of Law, Ryukoku University, Fushimi-ku, Kyoto City, Kyoto 612-8577, Japan*
- ²⁴⁴*Indian Institute of Science Education and Research, Kolkata, Mohanpur, West Bengal 741252, India*
- ²⁴⁵*Department of Physics, University of Notre Dame, Notre Dame, IN 46556, USA*
- ²⁴⁶*Graduate School of Science and Technology, Niigata University, Nishi-ku, Niigata City, Niigata 950-2181, Japan*
- ²⁴⁷*Consiglio Nazionale delle Ricerche – Istituto dei Sistemi Complessi, Piazzale Aldo Moro 5, I-00185 Roma, Italy*
- ²⁴⁸*Korea Astronomy and Space Science Institute (KASI), Yuseong-gu, Daejeon 34055, Republic of Korea*
- ²⁴⁹*Hobart and William Smith Colleges, Geneva, NY 14456, USA*
- ²⁵⁰*International Institute of Physics, Universidade Federal do Rio Grande do Norte, Natal RN 59078-970, Brazil*
- ²⁵¹*Museo Storico della Fisica e Centro Studi e Ricerche “Enrico Fermi,” I-00184 Roma, Italy*
- ²⁵²*Dipartimento di Matematica e Fisica, Università degli Studi Roma Tre, I-00146 Roma, Italy*
- ²⁵³*University of Arizona, Tucson, AZ 85721, USA*
- ²⁵⁴*Università di Trento, Dipartimento di Matematica, I-38123 Povo, Trento, Italy*
- ²⁵⁵*University of California, Riverside, Riverside, CA 92521, USA*
- ²⁵⁶*University of Washington, Seattle, WA 98195, USA*
- ²⁵⁷*Indian Institute of Technology, Palaj, Gandhinagar, Gujarat 382355, India*
- ²⁵⁸*Department of Electronic Control Engineering, National Institute of Technology, Nagaoka College, Nagaoka City, Niigata 940-8532, Japan*
- ²⁵⁹*Departamento de Matemática da Universidade de Aveiro and Centre for Research and Development in Mathematics and Applications, Campus de Santiago, 3810-183 Aveiro, Portugal*
- ²⁶⁰*Marquette University, Milwaukee, WI 53233, USA*
- ²⁶¹*Faculty of Science, Toho University, Funabashi City, Chiba 274-8510, Japan*
- ²⁶²*Graduate School of Science and Technology, Gunma University, Maebashi, Gunma 371-8510, Japan*
- ²⁶³*Institute for Quantum Studies, Chapman University, Orange, CA 92866, USA*

- ²⁶⁴ *Accelerator Laboratory, High Energy Accelerator Research Organization (KEK), Tsukuba City, Ibaraki 305-0801, Japan*
- ²⁶⁵ *Faculty of Information Science and Technology, Osaka Institute of Technology, Hirakata City, Osaka 573-0196, Japan*
- ²⁶⁶ *INAF, Osservatorio Astrofisico di Arcetri, Largo E. Fermi 5, I-50125 Firenze, Italy*
- ²⁶⁷ *Indian Institute of Technology Hyderabad, Sangareddy, Khandi, Telangana 502285, India*
- ²⁶⁸ *Indian Institute of Science Education and Research, Pune, Maharashtra 411008, India*
- ²⁶⁹ *Istituto di Astrofisica e Planetologia Spaziali di Roma, Via del Fosso del Cavaliere, 100, 00133 Roma RM, Italy*
- ²⁷⁰ *Department of Space and Astronautical Science, The Graduate University for Advanced Studies (SOKENDAI), Sagami City, Kanagawa 252-5210, Japan*
- ²⁷¹ *Andrews University, Berrien Springs, MI 49104, USA*
- ²⁷² *Research Center for Space Science, Advanced Research Laboratories, Tokyo City University, Setagaya, Tokyo 158-0082, Japan*
- ²⁷³ *Institute for Cosmic Ray Research (ICRR), Research Center for Cosmic Neutrinos (RCCN), The University of Tokyo, Kashiwa City, Chiba 277-8582, Japan*
- ²⁷⁴ *Department of Physics, Kyoto University, Sakyou-ku, Kyoto City, Kyoto 606-8502, Japan*
- ²⁷⁵ *Yukawa Institute for Theoretical Physics (YITP), Kyoto University, Sakyou-ku, Kyoto City, Kyoto 606-8502, Japan*
- ²⁷⁶ *Dipartimento di Scienze Aziendali – Management and Innovation Systems (DISA-MIS), Università di Salerno, I-84084 Fisciano, Salerno, Italy*
- ²⁷⁷ *Van Swinderen Institute for Particle Physics and Gravity, University of Groningen, Nijenborgh 4, 9747 AG Groningen, Netherlands*
- ²⁷⁸ *Faculty of Science, Department of Physics, The Chinese University of Hong Kong, Shatin, N.T., Hong Kong*
- ²⁷⁹ *Vrije Universiteit Brussel, Pleinlaan 2, 1050 Brussel, Belgium*
- ²⁸⁰ *Applied Research Laboratory, High Energy Accelerator Research Organization (KEK), Tsukuba City, Ibaraki 305-0801, Japan*
- ²⁸¹ *Department of Communications Engineering, National Defense Academy of Japan, Yokosuka City, Kanagawa 239-8686, Japan*
- ²⁸² *Department of Physics, University of Florida, Gainesville, FL 32611, USA*
- ²⁸³ *Department of Information and Management Systems Engineering, Nagaoka University of Technology, Nagaoka City, Niigata 940-2188, Japan*
- ²⁸⁴ *Tata Institute of Fundamental Research, Mumbai 400005, India*
- ²⁸⁵ *Eindhoven University of Technology, Postbus 513, 5600 MB Eindhoven, Netherlands*
- ²⁸⁶ *Department of Physics and Astronomy, Sejong University, Gwangjin-gu, Seoul 143-747, Republic of Korea*
- ²⁸⁷ *Concordia University Wisconsin, Mequon, WI 53097, USA*
- ²⁸⁸ *Department of Electrophysics, National Yang Ming Chiao Tung University, Hsinchu, Taiwan*
- ²⁸⁹ *Department of Physics, Rikkyo University, Toshima-ku, Tokyo 171-8501, Japan*
- *E-mail: lsc-spokesperson@ligo.org; virgo-spokesperson@ego-gw.it; kscboard-chair@icrr.u-tokyo.ac.jp
- *Deceased, August 2020.
- †Deceased, April 2021.

Received March 9, 2022; Revised April 13, 2022; Accepted April 25, 2022; Published April 30, 2022

.....

We report the results of the first joint observation of the KAGRA detector with GEO 600. KAGRA is a cryogenic and underground gravitational-wave detector consisting of a laser interferometer with 3 km arms, located in Kamioka, Gifu, Japan. GEO 600 is a British–German laser interferometer with 600 m arms, located near Hannover, Germany. GEO 600 and KAGRA performed a joint observing run from April 7 to 20, 2020. We present the results of the joint analysis of the GEO–KAGRA data for transient gravitational-wave signals, including the coalescence of neutron-star binaries and generic unmodeled transients. We also perform dedicated searches for binary coalescence signals and generic transients associated with gamma-ray burst events observed during the joint run. No gravitational-

wave events were identified. We evaluate the minimum detectable amplitude for various types of transient signals and the spacetime volume for which the network is sensitive to binary neutron-star coalescences. We also place lower limits on the distances to the gamma-ray bursts analyzed based on the non-detection of an associated gravitational-wave signal for several signal models, including binary coalescences. These analyses demonstrate the feasibility and utility of KAGRA as a member of the global gravitational-wave detector network.

.....
 Subject Index F31, F32, F33, F34

1. Introduction

The first direct observation of gravitational waves (GWs) [1] opened a new branch of astronomy. In their first three observing runs, Advanced LIGO and Advanced Virgo have identified 90 candidates with probability of astrophysical origin greater than 50% [2–5], all of which were consistent with being produced by the inspiral and merger of compact-object binaries comprised of black holes (BHs) or neutron stars (NSs). During the most recent observing run, signals were detected at a rate of greater than one event per week [3,5], and this rate is expected to grow rapidly as detector sensitivity improves [6]. There is also the potential to detect GWs from other sources, such as core-collapse supernovae [7,8], cosmic strings [9,10], and long gamma-ray bursts (GRBs) [11–14], which would provide probes into the astrophysics of these objects [15,16] and further insights into fundamental physics [15,17,18].

Optimal use of GW data relies on observations by a network of detectors. Laser interferometer GW detectors are essentially all-sky monitors but have low sky-localization accuracy for short-duration transients. Determining the source position or host galaxy for short transients relies mostly on triangulation between widely separated detectors [6,19–23]. Multiple detectors with different orientations are also required to disentangle the two wave polarizations, which in turn is required, for example, for some tests of general relativity [1,17,24–26]. Measuring both polarizations is also required for determining the source orientation, which is needed to determine the distance to binary sources (vital for measurements of the Hubble constant [27–30]). It can also give information on GRB beaming [31]. Multiple detectors also provide redundancy against detector downtime and improve the sky coverage of the network.

In this paper we report the results of the first joint observation of a new detector in the global network: KAGRA. The KAGRA detector [32] took scientific data from April 7 through April 20, 2020, at the end of the third observing run (O3) of the LIGO–Virgo–GEO network. The LIGO and Virgo detectors were forced to terminate operations prematurely due to the COVID-19 pandemic, but the GEO 600 (abbreviated in this paper as GEO) detector continued operations and collected data jointly with KAGRA over this period. We present the results of analyses of this joint GEO–KAGRA run data for transient GW signals. We perform four of the searches that are standard for LIGO–Virgo observing runs. Two of these scan all of the data for signals arriving from any direction at any time: a search for binary NS (BNS) coalescences [2,3,33,34], and a search for generic unmodeled short transients (bursts) [35–37]. The other two analyses are dedicated searches for binary coalescence signals and GW bursts associated with GRB events observed during the joint run [38–41]. No significant candidate GW events are identified, which is expected given the sensitivity of KAGRA at this early stage in its commissioning. However, the sensitivity of KAGRA is expected to improve by more than two orders of magnitude over the coming years as its design sensitivity is achieved [6]. These

analyses demonstrate the value KAGRA will have as a member of the global network as its sensitivity increases.

This paper is structured as follows. In Sect. 2 we describe the KAGRA and GEO detectors, and the joint observing run. In Sect. 3 we present the all-sky search for BNS coalescences. In Sect. 4 we present the all-sky search for generic bursts. In Sect. 5 we present the compact binary coalescence (CBC) and burst searches following up GRBs observed during the joint run. We conclude with a discussion of the prospects for future joint observations in Sect. 6.

2. GEO–KAGRA observing run

2.1 KAGRA

KAGRA [32,42,43] is a laser interferometer GW detector with 3 km arms, located in Kamioka, Gifu, Japan. KAGRA is built underground, and uses cryogenic mirrors for four test masses in two arms. Those features help to reduce seismic and thermal noise. KAGRA uses sapphire test masses whose diameter, thickness, and mass are 22 cm, 15 cm, and 22.8 kg, respectively.

The construction of KAGRA started in 2010. However, the start of tunnel excavation was delayed until 2012 due to a major earthquake on March 11, 2011. The tunnel excavation was completed by May 2014, then the installation of the laser interferometer started [32,44]. The initial test of KAGRA with room-temperature mirrors was completed by March 2016, and the first operation of the 3 km Michelson interferometer was done from March to April 2016 [32,44]. After the cryogenic systems and mirrors were installed, test operation of the interferometer with one cryogenic mirror was performed from April 28 to May 6, 2018 [45].

By April 2019 most of the interferometer components had been installed, and the commissioning work started. In August 2019, the first lock of the Fabry–Perot Michelson interferometer configuration was achieved. The first lock of the power-recycled Fabry–Perot Michelson interferometer (PRFPMI) configuration was accomplished in January 2020. The signal readout scheme was upgraded from a conventional radio-frequency (RF) readout to a direct-current (DC) readout with an output mode cleaner in February 2020. The injected laser power was 5 W. The power recycling gain for the carrier field in the PRFPMI configuration was measured to be around 11–12. The circulating power in the Fabry–Perot arm cavities was 21–25 kW per arm.

Over the course of six months from August 2019, the detector noise floor was reduced by 3–4 orders of magnitude. A standard measure of interferometer sensitivity is the volume- and angle-averaged distance to which the inspiral of a $1.4 M_{\odot}$ – $1.4 M_{\odot}$ binary system can be detected with a matched-filter signal-to-noise ratio (SNR) of at least 8 [6,46]. From February 25 to March 10, 2020, KAGRA conducted observations with a BNS observable range of about 600 kpc. After further commissioning work, the sensitivity of KAGRA was improved to reach a BNS observable range of approximately 1 Mpc by the end of March. KAGRA then performed an observation run jointly with GEO from April 7 through 20, 2020. Since the thermal noise was not a major noise source at this point, the test-mass mirrors were not cooled during this run. Further details of the detector design and construction history are given in Ref. [32].

The sensitivity of KAGRA during the joint GEO–KAGRA run was limited at low frequencies (below 100 Hz) by the local control noise of the mirror suspensions, arising from insufficiently optimized damping control filters. Above 400 Hz, the sensitivity was limited by laser shot noise. At intermediate frequencies the noise is not well-modelled but shows some coherence with environmental acoustic noise, which may arise from scattered light coupling.

During the joint run, data is flagged as being in *observing mode* when the PRFPMI configuration is locked with DC readout. Fixed-frequency lines are added to the test-mass feedback control signals to calibrate the data. The feedback control signals are monitored for saturations or other anomalies, and the data acquisition system is checked offline for errors. If any anomalies are found in these checks, the observing mode flag is removed. The GW searches presented in this paper are performed exclusively on data that are flagged as observing mode, except for the analysis of GRB 200415A in Sect. 5. At the time of GRB 200415A the detector was locked, but there were a few personnel still near the detector following earlier maintenance work. Thus, the data at this time was not flagged as observing mode. However, subsequent investigation of the data found no anomalies, and we conclude that we can use the data around the time of GRB 200415A for GW searches.

2.2 GEO 600

GEO [47–49] is a British–German interferometric GW detector with 600 m arms located near Hannover, Germany. Similar to other GW detectors, the design is based on a Michelson interferometer with a number of features to enhance the sensitivity. The GW signal is read out by controlling the differential arm length slightly off of the dark fringe in order to couple the differential arm motion to the direct-current power at the output. At high frequencies, the detector is limited by quantum shot noise. The shot noise originates as vacuum fluctuations entering the interferometer at the output. By replacing the normal vacuum fluctuations with a squeezed vacuum, the quantum noise is reduced in the measurement quadrature [50].

In contrast to the KAGRA detector, the test masses of GEO are made of fused silica and operate at room temperature [51]. Their diameter, thickness, and mass are 18 cm, 10 cm, and 5.6 kg, respectively. The power injected is about 3 W, which leads to about 3 kW of circulating power in the power recycling cavity, which is then 1.5 kW circulating power per arm. GEO uses folding in the arms to give an optical length of 1200 m for each arm [48,49].

Normally, the GEO detector is operated in data-taking *astrowatch* mode when the detector is not being used for instrument science research. For the joint GEO–KAGRA run period, the detector was operated in a stable configuration that included squeezed vacuum injection for increased sensitivity. The squeezer has a high duty cycle; squeezing was applied for 97.9% of the observation time.

2.3 Joint observing run and data quality

The GEO–KAGRA joint run period was between April 7 2020 08:00 UTC and April 21 2020 00:00 UTC. Figure 1 shows representative sensitivities of the detectors during the run, as measured by the amplitude spectral density of the calibrated strain output, and the evolution of the detectors' sensitivity over time, as measured by the BNS inspiral range.

Table 1 shows the observing times and the duty cycles for two interferometers, the latter defined as the percentage of the total run duration in which the instruments were observing. The duty cycle of KAGRA was lower than that of GEO for several reasons. One was that alignment sensing and control using wavefront sensors was not implemented by the time of the run, so that the interferometer could not be operated for long periods. Furthermore, following loss of lock of the interferometer it often took a long time to adjust the alignment in order to recover lock.

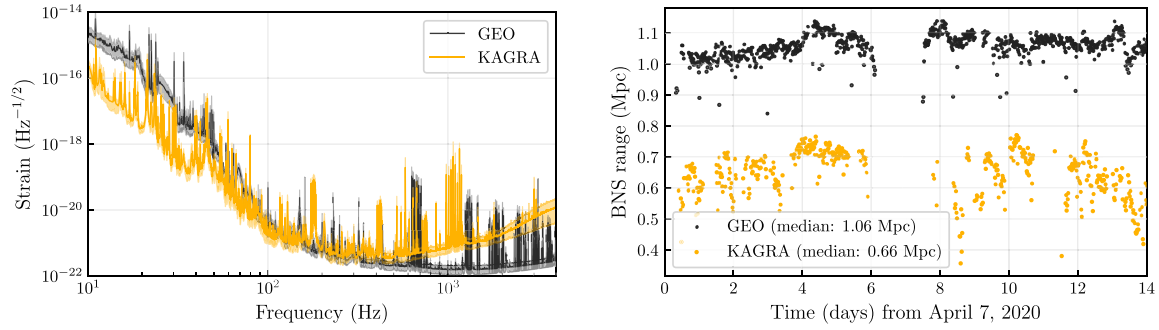


Fig. 1. Left: Noise amplitude spectral density of GEO (black) and KAGRA (yellow) during the joint observing run. The solid curves show the mean sensitivity for each frequency bin and the shaded regions show the 5th and 95th percentiles over the period. The narrow peaks in the spectra are due to such sources as resonances of the suspension system (violin modes) and harmonics of the electrical grid frequency (50 Hz for GEO and 60 Hz for KAGRA) [52,53]. Right: BNS inspiral ranges for GEO and KAGRA over the joint run. The gap around days 6 and 7 was caused when both detectors were affected by bad weather and were unable to lock.

Table 1. The time length of the observing mode and the duty cycle for GEO and KAGRA for the period April 7 2020 08:00 UTC to April 21 2020 00:00 UTC.

	Observing time (days)	Duty cycle
GEO	10.90	79.8%
KAGRA	7.29	53.3%
Coincident	6.39	46.8%

While the quiet underground environment of KAGRA provides advantages in the operation of the instrument, KAGRA is not completely free from the effects of bad weather. The nearest coastline is approximately 40 km away. Ocean waves crashing on the shoreline constantly excite ground vibrations around ~ 0.2 Hz, which become about one order of magnitude stronger during storms. The gap between days 6 and 7 in the BNS range time series data shown in Fig. 1 is a period when KAGRA could not operate due to a storm caused by a low-pressure system that passed through Japan at that time.

Following the joint run the vibration isolation control system has been improved and additional environmental monitors and the wavefront sensor system have been installed. This has led to an increase in KAGRA's duty cycle.

The strain data from each interferometer is generated by processing and combining raw electronic signals coming from the differential arm length control using a detailed model of the control system including the optical response of the interferometer. Any errors in the measurements which inform the model will lead to a systematic error in the calibration. In general, systematic error is complex-valued, and frequency and time dependent. The calibration uncertainty of the data used in this paper are within $\pm 10\%$ in amplitude and within ± 10 deg in phase (68% C.L.) between 30 Hz and 1500 Hz and between 40 Hz and 6 kHz for KAGRA and GEO, respectively. In addition, a cleaning process [54] using auxiliary channels is applied to the GEO data to remove some bilinear noise from the gravitational wave strain data.

We have observed many short, transient noise fluctuations, known as glitches, in each detector. During the joint observing period, the median rates of glitch triggers generated by the

data-monitoring program Omicron [55,56] with SNR larger than 6.5 were 10.3 per minute for GEO and 6.8 per minute for KAGRA. These values are significantly larger than the glitch rates during the first and the second parts of O3 (O3a and O3b) of LIGO–Virgo, which were 0.29–0.32 per minute, 1.1–1.2 per minute, and 0.47–1.1 per minute for LIGO–Hanford, LIGO–Livingston, and Virgo, respectively [3,5]. On the other hand, the glitch rates of GEO and KAGRA were comparable with the rate of 14 per minute in Virgo during the second observing run (O2) [3], which was the first observing period for the Advanced Virgo project. The investigation of sources of glitches in GEO and KAGRA is ongoing by identifying statistical coincidences and physical couplings between the auxiliary channels and the strain channel.

One method to reduce the impact of glitches on GW searches is through the use of *data-quality flags*, lists of time segments that identify the status of detectors or the likely presence of a particular instrumental artefact. Three categories of data-quality flags are used in GW searches [57,58]. Category 1 flags indicate that the data have been severely affected by noise and should not be used for astrophysical searches. Category 2 flags indicate that the data are predicted to contain non-Gaussian artefacts based on glitches in auxiliary channels and known physical couplings to the strain data. Category 3 flags indicate that the data are predicted to contain non-Gaussian artefacts based on glitches in auxiliary channels and statistically significant correlations between glitches in auxiliary channels and glitches in the strain data. GEO has introduced data-quality flags corresponding to Category 1 and Category 3. KAGRA had not introduced data-quality flags by the time of the joint run; they are planned to be introduced before the next observing run.

3. All-sky binary search

To search for compact binary coalescence (CBC) signals, we first perform a matched-filter search and then rank candidate events with a multi-dimensional classifier using the GstLAL library [59–61]. Because of their short duration, high-mass binary coalescences are difficult to distinguish from glitches. In this search, it was found that the brief observation period did not provide a sufficiently large data set to train the ranking statistic, leading to noise features being incorrectly assigned high statistical significance. In contrast, because of their longer duration, BNS waveforms are easier to distinguish from noise transients, and despite the short observation period there is sufficient data to train the GstLAL detection system to perform well for this class of GW source. For this reason we restrict the search to BNS sources only.

Except for restricting the mass parameter range to BNS sources, the GstLAL configuration for this search is the same as those for our most recent GW transient catalogs, GWTC-2.1 [4] and GWTC-3 [5], and for the O3a subsolar-mass binary search [62], with one change: the event clustering based on the matched-filter SNR is disabled, and instead a data reduction step based on SNR and the signal-consistency test statistic is newly introduced. This change improves the GEO–KAGRA sensitive range by approximately 10%. This new finding will also help improve future LIGO–Virgo–KAGRA analyses.

Matched filtering is done by comparing the data to a set of template waveforms called a template bank [63–66]. We use the same template bank as the first Advanced LIGO observing run (O1) [67,68] but with the component masses restricted to the range $1 M_{\odot}$ to $3 M_{\odot}$, which conservatively covers the range expected for NSs [5]. Templates are parametrized in terms of their chirp mass \mathcal{M} , which is related to the individual component masses m_1, m_2 by $\mathcal{M} = (m_1 m_2)^{3/5} / (m_1 + m_2)^{1/5}$. For templates with a chirp mass less than $1.73 M_{\odot}$ the TaylorF2

waveform approximant [64,69,70] is used, while for higher masses the reduced-order model of the SEOBNRv4 approximant [71] is used. This subset of the O1 template bank was tested against a set of BNS signals with masses distributed uniformly across the search mass range and using noise power spectral densities typical of GEO and KAGRA during their joint run. The fitting factor [72] was above 0.9 for >99% of simulated signals, with the exceptions being simulations for a chirp mass larger than $2.4 M_{\odot}$. The fitting factor was above 0.97 (the threshold commonly used in LIGO–Virgo searches [5]) for all signals with chirp masses below $2 M_{\odot}$, corresponding to component masses below $2.3 M_{\odot}$ for an equal-mass binary.

GstLAL defines triggers as the maximum of SNR over 1 s windows which exceed a threshold of 4. It defines coincident triggers as triggers from each detector associated with the same template and with coalescence times within 32.5 ms of each other. This time window accounts for the maximum light-travel time (27.5 ms) between GEO and KAGRA as well as the uncertainty in the inferred coalescence time at each detector. Candidate events comprise both coincident and non-coincident triggers. We define the network SNR as the root-sum-square of the SNRs for coincident triggers, and simply the SNR for non-coincident triggers. We discard candidate events that have network SNR below 7 because there are so many noise background events at those low SNRs that it is hard to distinguish true signals from noise.

GstLAL ranks candidate events based on the logarithm of the likelihood ratio \mathcal{L} , which is a measure of how signal-like a given event is. The likelihoods used in this analysis are constructed using the SNR, a signal-consistency test, the differences in time and phase between the triggers from different detectors when the candidate event consists of coincident triggers, the information of which set of detectors ($\{\text{GEO}\}$, $\{\text{KAGRA}\}$, or $\{\text{GEO, KAGRA}\}$) form the event, the sensitivity of the detectors to the exact template masses at the time of the event, the rate of triggers in each of the detectors at the time of the event, and the relative frequency with which signals are expected to be recovered by each template given the assumption that astrophysical sources are distributed uniformly in the logarithm of the masses.

GstLAL uses Monte Carlo techniques to estimate the distribution function $f(\ln \mathcal{L})$ for the log-likelihood ratios assigned to candidates resulting from the noise process. From $f(\ln \mathcal{L})$, the total number of candidates collected in the experiment, and the experiment's duration we compute the mapping from a log-likelihood-ratio threshold $\ln \mathcal{L}_{\text{th}}$ to the false-alarm rate, $\text{FAR}(\ln \mathcal{L}_{\text{th}})$, which is the rate at which the noise process yields candidates at or above the given threshold.

3.1 Search results

For the GEO–KAGRA search, the total amount of data analyzed for each detector combination was 4.59 days for GEO-only, 0.90 days for KAGRA-only, and 6.21 days for two-interferometer observations, for a total of 11.70 days (0.032 years).

Figure 2 shows the event count as a function of the threshold on the inverse false alarm rate (iFAR). We see no significant deviation of the observed distribution from our noise model and conclude that no signal of interest has been detected. The most significant candidate is found as a coincident trigger in GEO and KAGRA at April 20 2020 14:03:28 UTC with an iFAR of 0.033 years.

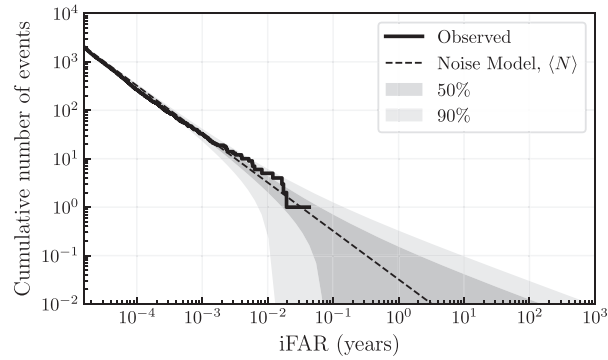


Fig. 2. Event count versus threshold on iFAR. The predicted distribution due to noise is shown as the dashed line along with its 50% and 90% statistical error regions. The observed distribution is shown as the solid line.

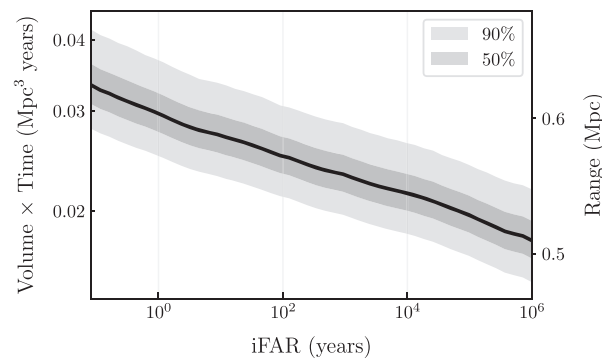


Fig. 3. Sensitive spacetime volume to BNS coalescences with component masses drawn from $\mathcal{N}(1.4 M_{\odot}, [0.01 M_{\odot}]^2)$ as a function of the threshold on iFAR for the GstLAL binary search. The equivalent range (right axis) is also shown. The bands show the 50% and 90% error regions, estimated as the Wilson score interval [78].

3.2 Search sensitivity

We estimate the sensitive spacetime volume (product of sensitive volume and livetime) of this search to CBCs by adding simulated signals to the data and repeating the analysis [73]. Since GEO and KAGRA were not sensitive enough to constrain the BNS merger rate beyond the limits already set by LIGO and Virgo [16], we do not use an astrophysically motivated distribution for BNS masses. Instead, we measure the search sensitivity around a canonical BNS mass of $1.4 M_{\odot}$. Specifically, the simulated signals are generated so that each component mass is normally distributed with a mean of $1.4 M_{\odot}$ and a standard deviation of $0.01 M_{\odot}$; i.e. according to $\mathcal{N}(1.4 M_{\odot}, [0.01 M_{\odot}]^2)$. The waveform approximant used for the simulated signals is TaylorT4 to 3.5 post-Newtonian order [74–77]. The signals are spaced uniformly in time with an average spacing of 10 s. Their sources are distributed uniformly in distance between 0.1 Mpc and 3 Mpc and isotropically across the sky and in orientation. Figure 3 shows the sensitive spacetime volume as a function of the iFAR threshold. This volume is computed by integrating detection efficiency over distance with appropriate weighting, where the efficiency is defined as the fraction of simulated signals that exceed the iFAR threshold within each distance bin. When we compute this fraction, we include GEO-only, KAGRA-only, and GEO-KAGRA times. The spacetime volume is a decreasing function of the threshold, approximately $3 \times 10^{-2} \text{ Mpc}^3 \text{ years}$

to 2×10^{-2} Mpc³ years for iFARs from one per year to one per million years. Figure 3 also shows the equivalent sensitive range, defined as the radius of a sphere of the same average spatial volume, which may be compared to Fig. 1. The iFAR of the most significant candidate corresponds to a range of ~ 0.6 Mpc, which can be taken as the approximate sensitive range of this analysis.

4. All-sky burst search

The search pipeline coherent WaveBurst (cWB) [79,80] is an algorithm for the detection and reconstruction of GW transient signals with durations of typically up to a few seconds. The algorithm searches for coincident excess signal power in a network of GW detectors without assuming specific waveform models, and therefore is suitable for searching for GW transients from a range of different sources. It is used in all-sky burst searches [35,36,81], as well as, for example, in searches for GWs from binary coalescences [2,3,5] and core-collapse supernovae [82].

Analyses with cWB are performed in a wavelet domain [83] on normalized data transformed at various resolution levels. Wavelets with amplitudes above the typical fluctuations of detector noise are selected and grouped into clusters. Clusters that are correlated in multiple detectors are identified as coherent events. For coherent events, waveforms are reconstructed based on maximum-likelihood-ratio statistics [79]. Events are ranked by their coherent network SNR η_c [79], and those with $\eta_c > 5$ are stored for further processing.

Due to the high rates of glitches and a large number of noise coincidences found in the GEO–KAGRA network, we apply an additional constraint in which only one polarization component of a GW candidate event is reconstructed. This constraint has been employed in other LIGO and Virgo searches [35,36,81,82]. It is effective in mitigating the background event rate, and allows the analysis to search for the GW polarization to which the network has maximum sensitivity from each sky direction [84,85]. However, for non-aligned detectors, such as GEO and KAGRA, each detector can be sensitive to different polarizations at any given sky location. In this case the constraint may lead to the rejection of real events. Also, where the network is sensitive to both polarizations, a significant portion of the signal energy contributes to the noise estimate. In extreme cases, the contribution may be so large that the signal becomes undetectable. While reconstructing both polarizations may help reduce the false negative rate, lifting this constraint would substantially increase the background event rate as well as the computational cost.

To reduce further the rate of noise events falsely identified as GW signals, we apply additional selection cuts. In this work we use the network correlation coefficient c_c [79], which is a ratio between correlated and total energy of the signal. GW signals have $c_c \approx 1$; we exclude events with $c_c < 0.55$. We also employ the effective number of time–frequency resolution levels used for event detection and waveform reconstruction [86], n_f . In total, 14 resolution levels are used in this analysis. For noise events the typical values of n_f are low; we exclude events with $n_f < 8.9$. These thresholds are selected based on separating background events and simulated signals (described in Sects. 4.1 and 4.2). We further exclude events with central frequency in the range 118–124 Hz because a significant number of background events with central frequency near 120 Hz were observed during the run. An analysis of these glitches with Omicron (Sect. 2) indicates they are likely associated with a single unknown noise source in KAGRA.

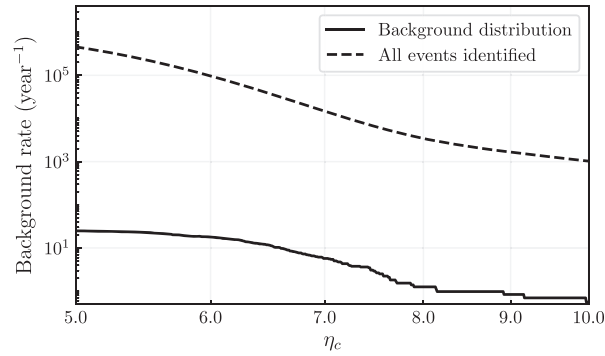


Fig. 4. The rate of background events as a function of coherent network SNR η_c for the cWB all-sky burst search. The dashed line shows the rates for all the events. The solid line shows the rate after application of the c_c , n_f , and central-frequency selection cuts.

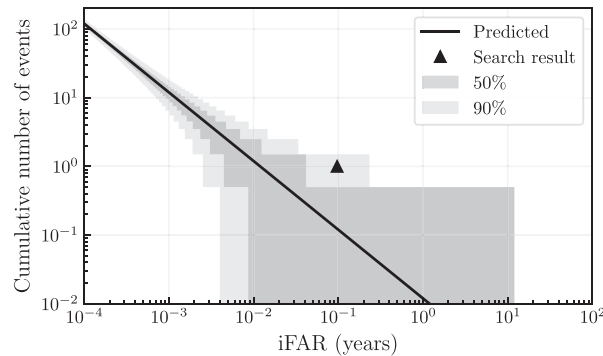


Fig. 5. Cumulative number of events with central frequency in 64–1024 Hz versus iFAR found by the cWB all-sky burst search. Only a single event is identified (triangle). The shaded regions show the 50% and 90% Poisson uncertainties.

4.1 Background and search results

Given that the GEO–KAGRA network sensitivity is limited for frequencies $\lesssim 100$ Hz and $\gtrsim 1$ kHz (see Fig. 1), our analysis spans the frequency range of 64–1024 Hz. The data is down-sampled and periods of poor data quality are removed, similar to the all-sky searches for burst signals in O1 and O2 [35,36]. Intervals with at least 600 s of continuous coincident data are required, and the total analyzed coincident time between GEO and KAGRA is equal to 4.38 days. The background event distribution is estimated by artificially time-shifting the data from one detector with respect to the other. The time shifts are multiples of 1 s, larger than the time required for a GW signal to travel between the detectors, so that any identified signal is not of astrophysical origin. In total, a background livetime of 7.2 years is obtained.

Figure 4 shows the background distribution before and after application of the c_c , n_f , and central-frequency selection cuts. The post-selection-cut distribution is considered the background distribution of events for this analysis.

Figure 5 shows the event count as a function of the threshold on the iFAR. Only one candidate event is identified, at April 12 2020 18:10:15 UTC with an iFAR of 0.097 years. It is consistent with the background and is not significant enough to be considered a GW event.

Table 2. The GW morphologies used to quantify the search sensitivity. The first column shows the waveforms used. The second and third columns show the h_{rss} values at which 50% and 90% detection efficiencies are achieved at an iFAR of 1 year. For the astrophysical waveforms the second and third columns show the luminosity distance at which these efficiencies are achieved.

Morphology	50%	90%
Gaussian pulses (linear)	$h_{\text{rss}} (10^{-20} \text{ Hz}^{-1/2})$	
$\tau = 0.1 \text{ ms}$	5.3	N/A
$\tau = 2.5 \text{ ms}$	15.0	N/A
sine-Gaussian wavelets (circular)		
$f_0 = 100 \text{ Hz}, Q = 9$	4.9	11.0
$f_0 = 235 \text{ Hz}, Q = 9$	1.0	1.9
$f_0 = 361 \text{ Hz}, Q = 9$	0.9	1.7
sine-Gaussian wavelets (elliptical)		
$f_0 = 70 \text{ Hz}, Q = 3$	28.0	94.0
$f_0 = 153 \text{ Hz}, Q = 9.0$	4.0	14.0
$f_0 = 235 \text{ Hz}, Q = 100$	1.4	4.7
$f_0 = 554 \text{ Hz}, Q = 9.0$	1.5	4.3
$f_0 = 849 \text{ Hz}, Q = 3$	3.5	12.0
White-noise bursts		
$f_{\text{low}} = 150 \text{ Hz}, \Delta f = 100 \text{ Hz}, \tau = 0.1 \text{ s}$	1.9	N/A
$f_{\text{low}} = 300 \text{ Hz}, \Delta f = 100 \text{ Hz}, \tau = 0.1 \text{ s}$	1.1	N/A
$f_{\text{low}} = 700 \text{ Hz}, \Delta f = 100 \text{ Hz}, \tau = 0.1 \text{ s}$	1.2	N/A
Astrophysical signals	distance (kpc)	
GW150914	809	N/A
Supernova SFHx	0.08	0.01

4.2 Search sensitivity

We estimate the search sensitivity to potential GW transients by adding simulated signals to the detector data and repeating the analysis. Similarly to other observing runs [35,36,81], we use a variety of ad hoc waveforms including sine-Gaussian wavelets (SG), Gaussian pulses (GA), and band-limited white noise bursts (WNB), with frequencies and duration spanning a range of possible values. SG signals are defined by their central frequency f_0 and quality factor Q , which determines the duration of the signals. The GA signals are described by their duration τ . The WNB signals are described by their lower-frequency bound f_{low} , bandwidth Δf , and duration τ . The parameter values chosen are listed in Table 2. In addition to these ad hoc signals, two astrophysically motivated signals are used: the reconstructed signal of GW150914 [1] and a simulated core-collapse supernova waveform referred to as SFHx [87].

The simulated signals are distributed uniformly over the sky and in polarization angle. For SG waveforms we use both elliptical and circular polarizations: the sources of circular SGs are assumed to be optimally oriented, while the sources of elliptical SGs have isotropically distributed orientations. GA waveforms are linearly polarized, while WNB waveforms have uncorrelated equal-amplitude polarizations. For SFHx we use the optimal orientation as the waveform is only available at this observing angle. Each signal is simulated at a wide range of amplitudes, characterized by the root-sum-squared strain h_{rss} :

$$h_{\text{rss}} = \left\{ \int_{-\infty}^{\infty} [h_{+}^2(t) + h_{\times}^2(t)] dt \right\}^{1/2}. \quad (1)$$

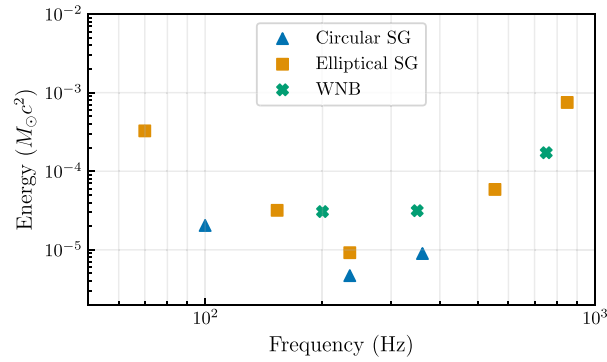


Fig. 6. The GW emitted energy in units of solar masses ($M_{\odot} c^2$) that correspond to a 50% detection efficiency with cWB at an iFAR of ≥ 1 year, for a source located at 10 kpc. The circular SG waveforms are indicated by triangles, the elliptical SG waveforms by squares, and the WNB waveforms by crosses.

These signals are then recovered using the search method described above and the detection efficiency is defined as the fraction of signals that produce an event which passes the selection cuts and has an iFAR ≥ 1 year.

Table 2 shows for each waveform type the h_{rss} amplitude at which the detection efficiency reaches 50% and 90%. As mentioned earlier, the constraint employed in cWB affects the sensitivity of networks of two detectors. This effect is more prominent when the reconstructed waveform energy is distributed across different polarization components. As a result, the detection efficiencies for these waveforms are less than 90% even for large values of h_{rss} . For these waveforms we put N/A in the column corresponding to 90% detection efficiency. These h_{rss} limits follow the network noise spectra (Fig. 1).

Assuming isotropic and narrow-band emission by a source, the energy emitted in GWs is given by [81]

$$E_{\text{GW}} = \frac{\pi^2 c^3}{G} r^2 f_0^2 h_{\text{rss}}^2, \quad (2)$$

where r is the distance to the source and f_0 is the central frequency. This equation is valid for unpolarized signals such as WNBs, while for SG signals the rotating system emission has to be accounted for by multiplying the right-hand side of Eq. (2) by a factor of 2/5 [88]. Using Eq. (2) and the h_{rss} limits from Table 2, we can estimate the minimum energy needed to be radiated by a population of standard-candle sources at a distance of $r = 10$ kpc to give a 50% detection efficiency. The results are shown in Fig. 6. Again, the general behavior is determined by the power spectral density of the network (Fig. 1).

5. Gamma-ray burst analyses

GRBs are targets of interest in GW astronomy because the astrophysical processes that power them, specifically massive stellar core collapse [7,8,11–14] and CBCs [31], may also emit detectable GWs. By targeting GRBs with tailored search methods we can potentially detect weaker associated GWs than would be identified with non-targeted analyses [85,89].

GRBs display a bimodality in their joint duration–spectral-hardness distribution [90]. Long–soft GRBs (duration $\gtrsim 2$ s) are associated with massive stellar core collapse [91–93]. The physics governing the bulk motion of matter during these events is complex, so we do not have robust models of the resulting GW emission, though a number of speculative models for strong GW

Table 3. GRBs observed during GEO–KAGRA run times when both detectors were taking science-quality data. GRB 200415A and GRB 200420A were short-duration GRBs, and so are analysed by both searches.

GRB name	Data source	Type	Analysis
200412A	<i>Fermi</i> -GBM	Long	X-Pipeline
200415A	<i>Fermi</i> -GBM, IPN	Short	X-Pipeline & PyGRB
200418A	<i>Fermi</i> -GBM	Long	X-Pipeline
200420A	<i>Fermi</i> -GBM	Short	X-Pipeline & PyGRB

emission have been proposed, such as long-lived bar-mode instabilities and disk fragmentation instabilities [11–14]. We therefore use a minimally modeled search algorithm X-Pipeline [85,94] to target these GRBs.

Short–hard GRBs (duration < 2 s) can be produced by NS binary coalescences, a connection that has long been proposed [95–98] and was observationally confirmed by the multimessenger studies of GW170817/GRB 170817A [31,33,99–104]. We therefore target them with a modeled CBC search algorithm PyGRB [89,105] in addition to the more generic minimally modeled X-Pipeline.

During the joint GEO–KAGRA run, four GRBs were detected coinciding with science data-taking in both GEO and KAGRA; see Table 3. Our minimally modeled search algorithm was able to analyze all of these given its data requirements. GRB 200415A and GRB 200420A were short duration, therefore our modeled search algorithm was also used to analyze them. GRB 200415A was subsequently associated [106,107] with a magnetar giant flare in the nearby galaxy NGC 253 at 3.5 Mpc based on its sky position, temporal and spectral properties, and inferred energy. All GRB properties were taken from the *Fermi* Gamma-ray Burst Monitor (GBM) Catalog [108–112], with one exception: the minimally modeled analysis of GRB 200415A took sky position data from a preliminary InterPlanetary Network (IPN) triangulation [113] for practical reasons. Given the coarse angular sensitivity of the GW detector network, the very small difference does not affect the results in any significant way.

5.1 Binary coalescence search targeting short GRBs

By targeting the times and sky positions of short GRBs, we can perform a deep, coherent matched filter analysis for associated GWs from BNS and NS–BH (NSBH) binaries. This analysis is called PyGRB [89,105], and forms part of the larger PyCBC analysis toolkit [114] with key components in the LALSuite library [115]. This approach has been used in many previous observing runs of the LIGO and Virgo detectors [38–41], and here we deploy a PyGRB analysis that is functionally identical to that used in the most recent LIGO–Virgo analyses [40,41], with only some changes to the configuration that are appropriate for the data being analyzed, as outlined below.

The PyGRB search performs a matched filter coherently across the operational GW detector network around the time of each short GRB. In this analysis we filter in the frequency range 40–1000 Hz with a bank of template waveforms [66,116] generated with an aligned-spin point-particle model, IMRPhenomD, that includes inspiral, merger, and ringdown phases [117,118]. The bank includes waveforms representing BNS and NSBH systems, where NSs have dimen-

sionless spins ≤ 0.05 .¹ Within these bounds, NSBH templates are further constrained to the region in parameter space where the combination of masses and spins could give rise to tidal disruption of the NS, and therefore potentially produce a GRB [121, 122], assuming a very stiff 2H equation of state [123] and requiring a non-zero remnant mass. Additionally, we place an inclination constraint motivated by the expected [124–127] small inclination angles for GRB progenitors due to GRB beaming. This is imposed by filtering with only circularly polarized templates [89], corresponding to binary systems with inclination angles θ_{JN} between the total angular momentum axes \hat{J} and the line-of-sight \hat{N} of 0 deg or 180 deg. This constraint improves sensitivity to signals with small inclinations ($\lesssim 30$ deg or $\gtrsim 150$ deg).

We tile the reported sky error region of each GRB and filter at each sky point with our constrained template bank [89] to obtain a coherent SNR statistic for the network. We place thresholds of 4 on single detector SNRs and 6 on the coherent network SNR. Surviving triggers are then re-weighted or cut according to signal consistency checks [89, 105, 128] to produce the search detection statistic.

We consider a 6 s window spanning $[-5, +1]$ s about the reported GRB Earth-crossing time as the on-source window where an associated GW event may be found. This is compared to an off-source window that is used to characterize the search background, which typically contains up to ~ 90 min of data surrounding the on-source time. The loudest (most significant) candidate event in the on-source window, as defined by the detection statistic, is compared to a list containing the most significant background events from each of the 6 s background trials within the off-source window. Additional background trials are obtained by time-shifting the data streams relative to one another by amounts greater than the light travel time between the detectors [89], similar to the approach described in Sect. 4. This comparison between on-source and background trials results in a p -value for the candidate on-source event.

The short GRB triggers during the analysis period with available data from both interferometers were GRB 200415A and GRB 200420A. The loudest candidates within the on-source windows had p -values of 0.43 and 0.45 respectively, consistent with being due to background noise.

The sensitivity of the search is evaluated through the use of simulated GW signals inserted throughout the off-source data and spread across the region(s) of the sky corresponding to the positional uncertainty of the GRB trigger. These simulated signals correspond to events drawn from three potential astrophysical populations: NSBH with aligned spins, NSBH with isotropically oriented spins, and BNS with isotropically oriented spins. We draw NS masses from normal distributions centered on $1.4 M_{\odot}$ with standard deviations of $0.2 M_{\odot}$ and $0.4 M_{\odot}$ for BNS and NSBH systems respectively [129, 130], limited within the range $[1.0, 3.0] M_{\odot}$. The wider NSBH distribution reflects the greater uncertainty surrounding NSBH system properties. NS dimensionless spin magnitudes are drawn uniformly in the range $[0, 0.4]$, with the upper limit corresponding to the fastest spinning pulsar observed [119]. BH masses are drawn from $\mathcal{N}(10 M_{\odot}, [6 M_{\odot}]^2)$, limited within the range

¹The fastest known spinning pulsar has a dimensionless spin magnitude of ~ 0.4 [119] and masses bounded by $[1.00, 2.83] M_{\odot}$, and BHs have dimensionless spins ≤ 0.998 and masses bounded by $[2.83, 25.00] M_{\odot}$. We restrict our template bank to NS spin magnitudes of ≤ 0.05 because it has been demonstrated [68, 120] that due to the balance between signal recovery and false alarm rate, the overall search sensitivity for BNS systems with spins < 0.4 is larger when the template bank is restricted to spins < 0.05 than when it is expanded to include spins < 0.4 .

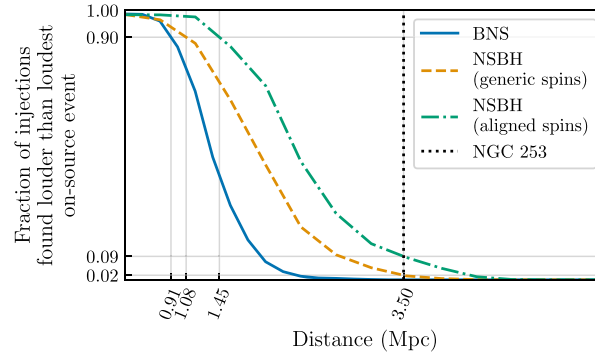


Fig. 7. Exclusion distance curves for GRB 200415A. We show the curves for each of our three injection populations: BNSs (blue solid), isotropically spinning NSBHs (orange dashed), and aligned-spin NSBHs (green dot-dashed). The respective 90% confidence exclusion distances of 0.91 Mpc, 1.08 Mpc, and 1.45 Mpc are marked, as are the confidence levels corresponding to the distance to NGC 253 (3.5 Mpc; black dotted), which are 0%, 2%, and 9% respectively. Thus, the search sensitivity is not sufficient to confidently exclude a binary merger in NGC 253 as the progenitor based on the available GW data.

[3, 15] M_{\odot} , and dimensionless spin magnitudes uniformly in the range [0, 0.98] [131]. Spins are isotropically oriented except for the aligned-spin NSBH population. Inclination angles θ_{JN} are drawn uniformly in $\cos\theta_{JN}$ for $\theta_{JN} \in [0, 30^{\circ}] \cup [150^{\circ}, 180^{\circ}]$. NSBH systems are then rejected if they do not meet the same NS disruption condition as applied to the template bank [121, 122]. NSBH signals are generated with a point-particle effective-one-body model for the inspiral–merger–ringdown phases that incorporates orbital precession effects and is tuned to numerical-relativity simulations, SEOBNRv3 [132–134]. BNS signals are generated with a time-domain approximation to 3.5 post-Newtonian order for the inspiral phase, SpinTaylorT2 [63, 135–140].

In the case of no compelling candidate event being identified in the on-source window, these simulated signals allow for exclusion distances to be quoted. A 90% exclusion distance corresponds to the distance within which 90% of a population of simulated signals were recovered with a detection statistic at least as large as the loudest on-source candidate event; at greater distances the recovered fraction of signals drops. For GRB 200415A we report 90% exclusion distances of 0.91 Mpc for BNS systems, 1.08 Mpc for isotropically spinning NSBH, and 1.45 Mpc for aligned-spin NSBH. At a distance of 3.5 Mpc, corresponding to NGC 253, exclusion confidences for these three populations are 0%, 2%, and 9% respectively, too low to be able to confidently exclude any such binary merger as the progenitor of GRB 200415A. These exclusion curves are shown in Fig. 7. For GRB 200420A we report 90% exclusion distances of 0.15 Mpc for BNS systems, 0.21 Mpc for isotropically spinning NSBH, and 0.17 Mpc for aligned-spin NSBH. The injection recovery was limited in this case by the large sky error of the GRB. The reported GBM 1σ statistical uncertainty (averaged over the error ellipse [111]) was 27.3 deg [141], and was used to generate a two-dimensional normal distribution on the sky from which injection sky positions were drawn. This resulted in a population of injections spanning a large area on the sky within which the interferometer sensitivities varied significantly, including regions with severely reduced range. As a result, a non-negligible fraction of nearby injections were undetectable.

5.2 Search for generic bursts associated with GRBs

X-Pipeline [85,94] is an analysis package that combines data from multiple detectors coherently to detect minimally modeled GW transient signals associated with events such as GRBs, core-collapse supernovae, and fast radio bursts. It is used regularly for such searches of LIGO–Virgo data [31,38–40,142–144].

For each GRB, X-Pipeline constructs a grid of sky positions covering that GRB’s sky localization error box. For this analysis linear grids are used, which have been shown to be a computationally efficient way to cover large error boxes for two-detector networks without significant loss of sensitivity [145]. For each grid point a coherent analysis is performed. The frequency range of the search is increased from the standard values of [20, 500] Hz to [30, 1100] Hz to account for GEO’s better sensitivity at higher frequencies. The on-source window is $[-600 \text{ s}, +\max(60 \text{ s}, T_{90})]$ about the GRB Earth-crossing time, where T_{90} is the reported GRB duration. This window is large enough to account for any reasonable time delay between the GW and gamma-ray emission [146–155]. An exception to this window choice is made for GRB 200415A, for which KAGRA was not operating in a stable locked state until less than 600 s before the GRB event. For this GRB we use an on-source window of $[-519, +60]$ s. The off-source window consists of all data within ± 90 min of the GRB, including time shifts similar to those used by cWB. The total amount of off-source data analyzed is between 5×10^3 and 3×10^4 times the on-source duration for each GRB, allowing p -values of order 10^{-4} to be measured. Finally, simulated signals are added to the on-source window; these are used both for estimating the sensitivity of the search and for automated tuning of X-Pipeline’s background rejection tests.

The same procedure is used for the on-source, off-source, and simulation analyses. The data are whitened, then Fourier transformed with transform durations of $[1/256, 1/128, \dots, 2]$ s. The Fourier-transformed data are combined to form time–frequency maps for each detector. From these maps the highest 1% of pixels are grouped into clusters. For each cluster the data from the different detectors is combined in multiple combinations to estimate the signal energy consistent with different GW polarizations and to give various measures of correlation between detectors. When clusters from different sky positions or Fourier transform durations overlap in time–frequency, the most significant is retained. The clusters are then checked for coherency between detectors to reduce the background. The thresholds for these background rejection tests are selected to maximize the detection efficiency at a user-specified false-alarm probability (10^{-4} for this analysis), using a subset of the off-source and simulation clusters. The optimized thresholds are then applied to the on-source clusters and to the remaining off-source and simulation clusters. The surviving on-source clusters are our candidate events. Each is assigned a p -value by comparing to the distribution of surviving off-source events. The sensitivity as a function of signal amplitude or source distance is evaluated as the fraction of simulated signals that give surviving events with p -values lower than the lowest p -value of the on-source events.

Of the four GRBs analyzed, the lowest p -value for any on-source event was $p = 0.132$ for GRB 200412A. This is consistent with the null hypothesis given the number of GRBs analyzed. We therefore conclude that there is no evidence for GW emission associated with any of the four GRBs analyzed. Figure 8 shows the 90% confidence level lower limit on the distance for each of the GRBs for several emission models: the accretion-disk instability model A of Refs. [156,157]; and circularly polarized sine–Gaussian [38] signals with central frequencies of 150 Hz, 500 Hz, and 1000 Hz, where we assume an energy emission of $10^{-2} M_{\odot} c^2$ (1.8×10^{52} erg) in GWs. We

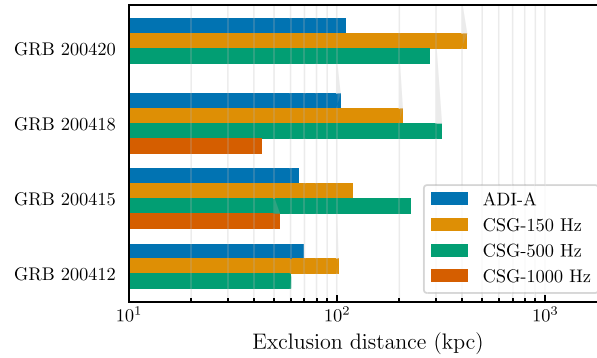


Fig. 8. The 90% confidence-level exclusion distances for each of the GRBs analyzed by the X-Pipeline generic burst search, for the accretion disk instability (ADI) signal model A and for circular sine–Gaussian (CSG) signals at 150 Hz, 500 Hz, and 1000 Hz. For a given GRB and signal model this is the distance within which 90% of simulated signals inserted into off-source data are recovered passing all background rejection tests and with a significance greater than the loudest on-source candidate event (if any).

see that in each case our exclusion distances are of order 100 kpc (the analyses of GRB 200412A and GRB 200420A did not produce 90% exclusion distances for the 1000 Hz sine–Gaussians above 10 kpc). This is not enough to test the magnetar giant flare hypothesis for GRB 200415A [107].

6. Summary and discussion

We have presented the results of the first joint observation of the KAGRA detector with GEO, performed during April 7–20, 2020. The coincident observational data from GEO and KAGRA were analyzed jointly to look for transient GW signals, including neutron-star binary coalescences and generic unmodeled transients. We also performed dedicated searches for CBC signals and generic transients associated with GRBs observed during the joint run. No candidate GW events were identified.

In the all-sky BNS search, the most significant candidate from the analysis of 0.032 years of data has an iFAR of 0.033 years, consistent with background. The spacetime volume sensitive to BNS coalescences was estimated as a function of iFAR, and we found that the iFAR of the most significant event corresponds to a sensitive distance of ~ 0.6 Mpc, comparable to that expected from the noise spectra.

In the all-sky burst search, the most significant candidate from the analysis of 0.012 years of data has an iFAR of 0.097 years, which is not significant enough to be considered a likely GW event. The sensitivity of the search was estimated in terms of the minimal detectable root-sum-square signal amplitude and minimum detectable signal energy at a fixed distance. We find minimal detectable energies of around $10^{-6} M_{\odot} c^2$ to $10^{-3} M_{\odot} c^2$ for sources at 10 kpc. These sensitivities are consistent with the amplitude spectral densities of the detectors.

The searches for CBCs and generic transient signals associated with GRBs found no candidate events, with the lowest p -value for any GRB being 0.132. For GRB 200415A, the dedicated CBC search set a 90% exclusion distance of 0.91 Mpc for BNS systems, 1.08 Mpc for generically spinning NSBH, and 1.45 Mpc for aligned-spin NSBH. At a distance of 3.5 Mpc, corresponding to NGC 253, the exclusion confidences for these populations are 0%, 2%, and 9% respectively. The sensitivity of the generic burst search was evaluated for several GW emis-

sion models, giving 90% exclusion distances of order 100 kpc for sources emitting $10^{-2} M_{\odot} c^2$ energy in GWs. These results are not strong enough to test the binary merger or magnetar hypotheses for the progenitor of GRB 200415A.

The lack of detected GWs in this run is expected given the sensitivity of the GEO–KAGRA network at the time. However, the sensitivity of KAGRA is expected to improve by more than two orders of magnitude later this decade [6], becoming comparable to that of the LIGO and Virgo detectors. Our analyses have demonstrated the ability to incorporate KAGRA data into standard transient search pipelines that have been used to detect GWs in LIGO and Virgo data. Adding KAGRA to the LIGO–Virgo network will improve the sky-localization accuracy and increase the number of events detected with three or more detectors simultaneously [21, 158]. KAGRA is planning to join the fourth observing run of the advanced-detector network. We look forward to KAGRA’s scientific contributions in the coming years as a member of the global GW detector network.

The full O3GK detector strain data and data products associated with this paper are available through the Gravitational Wave Open Science Center [159].

Acknowledgments

This material is based upon work supported by NSF’s LIGO Laboratory, which is a major facility fully funded by the National Science Foundation. The authors also gratefully acknowledge the support of the Science and Technology Facilities Council (STFC) of the United Kingdom, the Max Planck Society (MPS), and the State of Niedersachsen/Germany for support of the construction of Advanced LIGO and construction and operation of the GEO 600 detector. Additional support for Advanced LIGO was provided by the Australian Research Council. The authors gratefully acknowledge the Italian Istituto Nazionale di Fisica Nucleare (INFN), the French Centre National de la Recherche Scientifique (CNRS), and the Netherlands Organization for Scientific Research (NWO) for the construction and operation of the Virgo detector and the creation and support of the EGO consortium. The authors also gratefully acknowledge research support from these agencies as well as by the Council of Scientific and Industrial Research of India, the Department of Science and Technology, India, the Science & Engineering Research Board (SERB), India, the Ministry of Human Resource Development, India, the Spanish Agencia Estatal de Investigación (AEI), the Spanish Ministerio de Ciencia e Innovación and Ministerio de Universidades, the Conselleria de Fons Europeus, Universitat i Cultura, and the Direcció General de Política Universitaria i Recerca del Govern de les Illes Balears, the Conselleria d’Innovació, Universitats, Ciència i Societat Digital de la Generalitat Valenciana, and the CERCA Programme Generalitat de Catalunya, Spain, the National Science Centre of Poland, and the European Union – European Regional Development Fund; Foundation for Polish Science (FNP), the Swiss National Science Foundation (SNSF), the Russian Foundation for Basic Research, the Russian Science Foundation, the European Commission, the European Social Funds (ESF), the European Regional Development Funds (ERDF), the Royal Society, the Scottish Funding Council, the Scottish Universities Physics Alliance, the Hungarian Scientific Research Fund (OTKA), the French Lyon Institute of Origins (LIO), the Belgian Fonds de la Recherche Scientifique (FRS-FNRS), Actions de Recherche Concertées (ARC) and Fonds Wetenschappelijk Onderzoek – Vlaanderen (FWO), Belgium, the Paris Île-de-France Region, the National Research, Development and Innovation Office Hungary (NK-

FIH), the National Research Foundation of Korea, the Natural Science and Engineering Research Council Canada, Canadian Foundation for Innovation (CFI), the Brazilian Ministry of Science, Technology, and Innovations, the International Center for Theoretical Physics South American Institute for Fundamental Research (ICTP-SAIFR), the Research Grants Council of Hong Kong, the National Natural Science Foundation of China (NSFC), the Leverhulme Trust, the Research Corporation, the Ministry of Science and Technology (MOST), Taiwan, the United States Department of Energy, and the Kavli Foundation. The authors gratefully acknowledge the support of the NSF, STFC, INFN, and CNRS for provision of computational resources. This work was supported by MEXT, JSPS Leading-edge Research Infrastructure Program, JSPS Grant-in-Aid for Specially Promoted Research 26000005, JSPS Grant-in-Aid for Scientific Research on Innovative Areas 2905: JP17H06358, JP17H06361, and JP17H06364, JSPS Core-to-Core Program A. Advanced Research Networks, JSPS Grant-in-Aid for Scientific Research (S) 17H06133 and 20H05639, JSPS Grant-in-Aid for Transformative Research Areas (A) 20A203: JP20H05854, the joint research program of the Institute for Cosmic Ray Research, University of Tokyo, National Research Foundation (NRF), Computing Infrastructure Project of KISTI-GSDC, Korea Astronomy and Space Science Institute (KASI), and Ministry of Science and ICT (MSIT) in Korea, Academia Sinica (AS), AS Grid Center (ASGC) and the Ministry of Science and Technology (MoST) in Taiwan under grants including AS-CDA-105-M06, Advanced Technology Center (ATC) of NAOJ, and Mechanical Engineering Center of KEK. *We would like to thank all of the essential workers who put their health at risk during the COVID-19 pandemic, without whom we would not have been able to complete this work.*

References

- [1] B. P. Abbott et al., Phys. Rev. Lett., **116**, 061102 (2016) [[arXiv:1602.03837](#) [gr-qc]] [[Search inSPIRE](#)].
- [2] B. P. Abbott et al., Phys. Rev. X, **9**, 031040 (2019) [[arXiv:1811.12907](#) [astro-ph.HE]] [[Search inSPIRE](#)].
- [3] R. Abbott et al., Phys. Rev. X, **11**, 021053 (2021) [[arXiv:2010.14527](#) [gr-qc]] [[Search inSPIRE](#)].
- [4] R. Abbott et al., [arXiv:2108.01045](#) [gr-qc] [[Search inSPIRE](#)].
- [5] R. Abbott et al., [arXiv:2111.03606](#) [gr-qc] [[Search inSPIRE](#)].
- [6] B. P. Abbott et al., Living Rev. Rel., **23**, 3 (2020) [[arXiv:1304.0670](#) [gr-qc]] [[Search inSPIRE](#)].
- [7] K. Kotake and T. Kuroda, Gravitational waves from core-collapse supernovae, in Handbook of Supernovae, eds. A. W. Alsabti and P. Murdon, (Springer, New York, 2017), p. 1671.
- [8] C. D. Ott, Class. Quant. Grav., **26**, 063001 (2009) [[arXiv:0809.0695](#) [astro-ph]] [[Search inSPIRE](#)].
- [9] T. Vachaspati and A. Vilenkin, Phys. Rev. D, **31**, 3052 (1985).
- [10] M. Sakellariadou, Phys. Rev. D, **42**, 354 (1990); 43, 4150 (1991) [erratum].
- [11] C. L. Fryer, D. E. Holz, and S. A. Hughes, Astrophys. J., **565**, 430 (2002) [[arXiv:astro-ph/0106113](#)] [[Search inSPIRE](#)].
- [12] M. H. P. M. van Putten, A. Levinson, H. K. Lee, T. Regimbau, M. Punturo, and G. M. Harry, Phys. Rev. D, **69**, 044007 (2004) [[arXiv:gr-qc/0308016](#)] [[Search inSPIRE](#)].
- [13] A. L. Piro and E. Pfahl, Astrophys. J., **658**, 1173 (2007) [[arXiv:astro-ph/0610696](#)] [[Search inSPIRE](#)].
- [14] A. Corsi and P. Mészáros, Astrophys. J., **702**, 1171 (2009) [[arXiv:0907.2290](#) [astro-ph.CO]] [[Search inSPIRE](#)].
- [15] B. S. Sathyaprakash and B. F. Schutz, Living Rev. Rel., **12**, 2 (2009) [[arXiv:0903.0338](#) [gr-qc]] [[Search inSPIRE](#)].
- [16] R. Abbott et al., [arXiv:2111.03634](#) [astro-ph.HE] [[Search inSPIRE](#)].
- [17] R. Abbott et al., Phys. Rev. D, **103**, 122002 (2021) [[arXiv:2010.14529](#) [gr-qc]] [[Search inSPIRE](#)].
- [18] R. Abbott et al., [arXiv:2112.06861](#) [gr-qc] [[Search inSPIRE](#)].

- [19] S. Fairhurst, *New J. Phys.*, **11**, 123006 (2009); 13, 069602 (2011) [erratum] [[arXiv:0908.2356](#) [gr-qc]] [[Search inSPIRE](#)].
- [20] S. Fairhurst, *Class. Quant. Grav.*, **28**, 105021 (2011) [[arXiv:1010.6192](#) [gr-qc]] [[Search inSPIRE](#)].
- [21] L. Wen and Y. Chen, *Phys. Rev. D*, **81**, 082001 (2010) [[arXiv:1003.2504](#) [astro-ph.CO]] [[Search inSPIRE](#)].
- [22] S. Fairhurst, *Class. Quant. Grav.*, **35**, 105002 (2018) [[arXiv:1712.04724](#) [gr-qc]] [[Search inSPIRE](#)].
- [23] C. Pankow, M. Rizzo, K. Rao, C. P. L. Berry, and V. Kalogera, *Astrophys. J.*, **902**, 71 (2020) [[arXiv:1909.12961](#) [astro-ph.HE]] [[Search inSPIRE](#)].
- [24] B. P. Abbott et al., *Phys. Rev. Lett.*, **119**, 141101 (2017) [[arXiv:1709.09660](#) [gr-qc]] [[Search inSPIRE](#)].
- [25] B. P. Abbott et al., *Phys. Rev. Lett.*, **123**, 011102 (2019) [[arXiv:1811.00364](#) [gr-qc]] [[Search inSPIRE](#)].
- [26] B. P. Abbott et al., *Phys. Rev. D*, **100**, 104036 (2019) [[arXiv:1903.04467](#) [gr-qc]] [[Search inSPIRE](#)].
- [27] B. P. Abbott et al., *Nature*, **551**, 85 (2017) [[arXiv:1710.05835](#) [astro-ph.CO]] [[Search inSPIRE](#)].
- [28] M. Soares-Santos et al., *Astrophys. J. Lett.*, **876**, L7 (2019) [[arXiv:1901.01540](#) [astro-ph.CO]] [[Search inSPIRE](#)].
- [29] B. P. Abbott et al., *Astrophys. J.*, **909**, 218 (2021) [[arXiv:1908.06060](#) [astro-ph.CO]] [[Search inSPIRE](#)].
- [30] R. Abbott et al., [[arXiv:2111.03604](#) [astro-ph.CO]] [[Search inSPIRE](#)].
- [31] B. P. Abbott et al., *Astrophys. J. Lett.*, **848**, L13 (2017) [[arXiv:1710.05834](#) [astro-ph.HE]] [[Search inSPIRE](#)].
- [32] T. Akutsu et al., *Prog. Theor. Exp. Phys.*, **2021**, 05A101 (2020) [[arXiv:2005.05574](#) [physics.ins-det]] [[Search inSPIRE](#)].
- [33] B. P. Abbott et al., *Phys. Rev. Lett.*, **119**, 161101 (2017) [[arXiv:1710.05832](#) [gr-qc]] [[Search inSPIRE](#)].
- [34] B. P. Abbott et al., *Astrophys. J. Lett.*, **892**, L3 (2020) [[arXiv:2001.01761](#) [astro-ph.HE]] [[Search inSPIRE](#)].
- [35] B. P. Abbott et al., *Phys. Rev. D*, **95**, 042003 (2017) [[arXiv:1611.02972](#) [gr-qc]] [[Search inSPIRE](#)].
- [36] B. P. Abbott et al., *Phys. Rev. D*, **100**, 024017 (2019) [[arXiv:1905.03457](#) [gr-qc]] [[Search inSPIRE](#)].
- [37] R. Abbott et al., *Phys. Rev. D*, **104**, 122004 (2021) [[arXiv:2107.03701](#) [gr-qc]] [[Search inSPIRE](#)].
- [38] B. P. Abbott et al., *Astrophys. J.*, **841**, 89 (2017) [[arXiv:1611.07947](#) [astro-ph.HE]] [[Search inSPIRE](#)].
- [39] B. P. Abbott et al., *Astrophys. J.*, **886**, 75 (2019) [[arXiv:1907.01443](#) [astro-ph.HE]] [[Search inSPIRE](#)].
- [40] R. Abbott et al., *Astrophys. J.*, **915**, 86 (2021) [[arXiv:2010.14550](#) [astro-ph.HE]] [[Search inSPIRE](#)].
- [41] R. Abbott et al., [[arXiv:2111.03608](#) [astro-ph.HE]] [[Search inSPIRE](#)].
- [42] K. Somiya, *Class. Quant. Grav.*, **29**, 124007 (2012) [[arXiv:1111.7185](#) [gr-qc]] [[Search inSPIRE](#)].
- [43] Y. Aso, Y. Michimura, K. Somiya, M. Ando, O. Miyakawa, T. Sekiguchi, D. Tatsumi, and H. Yamamoto, *Phys. Rev. D*, **88**, 043007 (2013) [[arXiv:1306.6747](#) [gr-qc]] [[Search inSPIRE](#)].
- [44] T. Akutsu et al., *Prog. Theor. Exp. Phys.*, **2018**, 013F01 (2018) [[arXiv:1712.00148](#) [gr-qc]] [[Search inSPIRE](#)].
- [45] T. Akutsu et al., *Class. Quant. Grav.*, **36**, 165008 (2019) [[arXiv:1901.03569](#) [astro-ph.IM]] [[Search inSPIRE](#)].
- [46] L. S. Finn and D. F. Chernoff, *Phys. Rev. D*, **47**, 2198 (1993) [[arXiv:gr-qc/9301003](#)] [[Search inSPIRE](#)].
- [47] H. Lück et al., *J. Phys. Conf. Ser.*, **228**, 012012 (2010) [[arXiv:1004.0339](#) [gr-qc]] [[Search inSPIRE](#)].
- [48] C. Affeldt et al., *Class. Quant. Grav.*, **31**, 224002 (2014).
- [49] K. L. Dooley et al., *Class. Quant. Grav.*, **33**, 075009 (2016) [[arXiv:1510.00317](#) [physics.ins-det]] [[Search inSPIRE](#)].
- [50] J. Lough et al., *Phys. Rev. Lett.*, **126**, 041102 (2021) [[arXiv:2005.10292](#) [physics.ins-det]] [[Search inSPIRE](#)].
- [51] W. Winkler et al., *Opt. Commun.*, **280**, 492 (2007).
- [52] LIGO, Virgo, KAGRA and Collaborations, O3GK instrumental lines for GEO 600 (Gravitational Wave Open Science Center, 2022) (available at: https://gw-openscience.org/O3/O3GK_GEO_specines/, date last accessed: April 30, 2022).

- [53] LIGO, Virgo, KAGRA and Collaborations, O3GK instrumental lines for KAGRA (Gravitational Wave Open Science Center, 2022) (available at: https://gw-openscience.org/O3/O3GKspec_lines/, date last accessed: April 30, 2022).
- [54] N. Mukund et al., Phys. Rev. D, **101**, 102006 (2020) [arXiv:2001.00242 [gr-qc]] [Search inSPIRE].
- [55] F. Robinet, Omicron: An algorithm to detect and characterize transient noise in gravitational-wave detectors (Virgo Collaboration, 2015) (available at: <https://tds.virgo-gw.eu/ql/?c=10651>, date last accessed: April 30, 2022).
- [56] F. Robinet, N. Arnaud, N. Leroy, A. Lundgren, D. Macleod, and J. McIver, SoftwareX, **12**, 100620 (2020) [arXiv:2007.11374 [astro-ph.IM]] [Search inSPIRE].
- [57] B. P. Abbott et al., Class. Quant. Grav., **33**, 134001 (2016) [arXiv:1602.03844 [gr-qc]] [Search inSPIRE].
- [58] D. Davis et al., Class. Quant. Grav., **38**, 135014 (2021) [arXiv:2101.11673 [astro-ph.IM]] [Search inSPIRE].
- [59] C. Messick et al., Phys. Rev. D, **95**, 042001 (2017) [arXiv:1604.04324 [astro-ph.IM]] [Search inSPIRE].
- [60] S. Sachdev et al., arXiv:1901.08580 [gr-qc] [Search inSPIRE].
- [61] C. Hanna et al., Phys. Rev. D, **101**, 022003 (2020) [arXiv:1901.02227 [gr-qc]] [Search inSPIRE].
- [62] R. Abbott et al., arXiv:2109.12197 [astro-ph.CO] [Search inSPIRE].
- [63] B. S. Sathyaprakash and S. V. Dhurandhar, Phys. Rev. D, **44**, 3819 (1991).
- [64] S. V. Dhurandhar and B. S. Sathyaprakash, Phys. Rev. D, **49**, 1707 (1994).
- [65] B. J. Owen, Phys. Rev. D, **53**, 6749 (1996) [arXiv:gr-qc/9511032] [Search inSPIRE].
- [66] B. J. Owen and B. S. Sathyaprakash, Phys. Rev. D, **60**, 022002 (1999) [arXiv:gr-qc/9808076] [Search inSPIRE].
- [67] B. P. Abbott et al., Phys. Rev. D, **93**, 122003 (2016) [arXiv:1602.03839 [gr-qc]] [Search inSPIRE].
- [68] B. P. Abbott et al., Astrophys. J. Lett., **832**, L21 (2016) [arXiv:1607.07456 [astro-ph.HE]] [Search inSPIRE].
- [69] L. Blanchet, Living Rev. Rel., **17**, 2 (2014) [arXiv:1310.1528 [gr-qc]] [Search inSPIRE].
- [70] A. Buonanno, B. Iyer, E. Ochsner, Y. Pan, and B. S. Sathyaprakash, Phys. Rev. D, **80**, 084043 (2009) [arXiv:0907.0700 [gr-qc]] [Search inSPIRE].
- [71] A. Bohé et al., Phys. Rev. D, **95**, 044028 (2017) [arXiv:1611.03703 [gr-qc]] [Search inSPIRE].
- [72] T. A. Apostolatos, Phys. Rev. D, **52**, 605 (1995).
- [73] V. Tiwari, Class. Quant. Grav., **35**, 145009 (2018) [arXiv:1712.00482 [astro-ph.HE]] [Search inSPIRE].
- [74] A. Buonanno, Y. Chen, and M. Vallisneri, Phys. Rev. D, **67**, 104025 (2003); 74, 029904 (2006) [erratum] [arXiv:gr-qc/0211087] [Search inSPIRE].
- [75] M. Boyle, D. A. Brown, L. E. Kidder, A. H. Mroue, H. P. Pfeiffer, M. A. Scheel, G. B. Cook, and S. A. Teukolsky, Phys. Rev. D, **76**, 124038 (2007) [arXiv:0710.0158 [gr-qc]] [Search inSPIRE].
- [76] A. Buonanno, G. B. Cook, and F. Pretorius, Phys. Rev. D, **75**, 124018 (2007) [arXiv:gr-qc/0610122] [Search inSPIRE].
- [77] L. Blanchet, G. Faye, B. R. Iyer, and B. Joguet, Phys. Rev. D, **65**, 061501 (2002); 71, 129902 (2005) [erratum] [arXiv:gr-qc/0105099] [Search inSPIRE].
- [78] B. W. Edwin, J. Am. Stat. Assoc., **22**, 209 (1927).
- [79] S. Klimentenko et al., Phys. Rev. D, **93**, 042004 (2016) [arXiv:1511.05999 [gr-qc]] [Search inSPIRE].
- [80] M. Drago et al., SoftwareX, **14**, 100678 (2021) [arXiv:2006.12604 [gr-qc]] [Search inSPIRE].
- [81] J. Abadie et al., Phys. Rev. D, **85**, 122007 (2012) [arXiv:1202.2788 [gr-qc]] [Search inSPIRE].
- [82] B. P. Abbott et al., Phys. Rev. D, **101**, 084002 (2020) [arXiv:1908.03584 [astro-ph.HE]] [Search inSPIRE].
- [83] V. Necula, S. Klimentenko, and G. Mitselmakher, J. Phys. Conf. Ser., **363**, 012032 (2012).
- [84] S. Klimentenko, S. Mohanty, M. Rakhmanov, and G. Mitselmakher, Phys. Rev. D, **72**, 122002 (2005) [arXiv:gr-qc/0508068] [Search inSPIRE].
- [85] P. J. Sutton et al., New J. Phys., **12**, 053034 (2010) [arXiv:0908.3665 [gr-qc]] [Search inSPIRE].
- [86] T. Mishra, B. O'Brien, V. Gayathri, M. Szczepanczyk, S. Bhaumik, I. Bartos, and S. Klimentenko, Phys. Rev. D, **104**, 023014 (2021) [arXiv:2105.04739 [gr-qc]] [Search inSPIRE].
- [87] T. Kuroda, K. Kotake, and T. Takiwaki, Astrophys. J. Lett., **829**, L14 (2016) [arXiv:1605.09215 [astro-ph.HE]] [Search inSPIRE].
- [88] P. J. Sutton, arXiv:1304.0210 [gr-qc] [Search inSPIRE].

- [89] A. R. Williamson, C. Biwer, S. Fairhurst, I. W. Harry, E. Macdonald, D. Macleod, and V. Predoi, *Phys. Rev. D*, **90**, 122004 (2014) [[arXiv:1410.6042](#) [gr-qc]] [[Search inSPIRE](#)].
- [90] C. Kouveliotou, C. A. Meegan, G. J. Fishman, N. P. Bhyat, M. S. Briggs, T. M. Koshut, W. S. Paciesas, and G. N. Pendleton, *Astrophys. J. Lett.*, **413**, L101 (1993).
- [91] T. J. Galama et al., *Nature*, **395**, 670 (1998) [[arXiv:astro-ph/9806175](#)] [[Search inSPIRE](#)].
- [92] J. Hjorth et al., *Nature*, **423**, 847 (2003) [[arXiv:astro-ph/0306347](#)] [[Search inSPIRE](#)].
- [93] K. Z. Stanek et al., *Astrophys. J. Lett.*, **591**, L17 (2003) [[arXiv:astro-ph/0304173](#)] [[Search inSPIRE](#)].
- [94] M. Was, P. J. Sutton, G. Jones, and I. Leonor, *Phys. Rev. D*, **86**, 022003 (2012) [[arXiv:1201.5599](#) [gr-qc]] [[Search inSPIRE](#)].
- [95] S. I. Blinnikov, I. D. Novikov, T. V. Perevodchikova, and A. G. Polnarev, *Sov. Astron. Lett.*, **10**, 177 (1984) [[arXiv:1808.05287](#) [astro-ph.HE]] [[Search inSPIRE](#)].
- [96] D. Eichler, M. Livio, T. Piran, and D. N. Schramm, *Nature*, **340**, 126 (1989).
- [97] B. Paczynski, *Acta Astron.*, **41**, 257 (1991).
- [98] R. Narayan, B. Paczynski, and T. Piran, *Astrophys. J. Lett.*, **395**, L83 (1992) [[arXiv:astro-ph/9204001](#)] [[Search inSPIRE](#)].
- [99] B. P. Abbott et al., *Astrophys. J. Lett.*, **848**, L12 (2017) [[arXiv:1710.05833](#) [astro-ph.HE]] [[Search inSPIRE](#)].
- [100] D. Lazzati, R. Perna, B. J. Morsony, D. López-Cámara, M. Cantiello, R. Ciolfi, B. Giacomazzo, and J. C. Workman, *Phys. Rev. Lett.*, **120**, 241103 (2018) [[arXiv:1712.03237](#) [astro-ph.HE]] [[Search inSPIRE](#)].
- [101] K. D. Alexander et al., *Astrophys. J. Lett.*, **863**, L18 (2018) [[arXiv:1805.02870](#) [astro-ph.HE]] [[Search inSPIRE](#)].
- [102] K. P. Mooley, A. T. Deller, O. Gottlieb, E. Nakar, G. Hallinan, S. Bourke, D. A. Frail, A. Horesh, A. Corsi, and K. Hotokezaka, *Nature*, **561**, 355 (2018) [[arXiv:1806.09693](#) [astro-ph.HE]] [[Search inSPIRE](#)].
- [103] G. Ghirlanda et al., *Science*, **363**, 968 (2019) [[arXiv:1808.00469](#) [astro-ph.HE]] [[Search inSPIRE](#)].
- [104] W.-f. Fong et al., *Astrophys. J. Lett.*, **883**, L1 (2019) [[arXiv:1908.08046](#) [astro-ph.HE]] [[Search inSPIRE](#)].
- [105] I. W. Harry and S. Fairhurst, *Phys. Rev. D*, **83**, 084002 (2011) [[arXiv:1012.4939](#) [gr-qc]] [[Search inSPIRE](#)].
- [106] O. J. Roberts et al., *Nature*, **589**, 207 (2021) [[arXiv:2101.05146](#) [astro-ph.HE]] [[Search inSPIRE](#)].
- [107] D. Svinkin et al., *Nature*, **589**, 211 (2021) [[arXiv:2101.05104](#) [astro-ph.HE]] [[Search inSPIRE](#)].
- [108] NASA, Fermi GBM Burst Catalog (NASA, Greenbelt, MD, 2020) (available at: <https://heasarc.gsfc.nasa.gov/W3Browse/fermi/fermigbrst.html>, date last accessed: April 30, 2022).
- [109] A. von Kienlin et al., *Astrophys. J.*, **893**, 46 (2020) [[arXiv:2002.11460](#) [astro-ph.HE]] [[Search inSPIRE](#)].
- [110] P. N. Bhat et al., *Astrophys. J. Suppl.*, **223**, 28 (2016) [[arXiv:1603.07612](#) [astro-ph.HE]] [[Search inSPIRE](#)].
- [111] A. von Kienlin et al., *Astrophys. J. Suppl.*, **211**, 13 (2014) [[arXiv:1401.5080](#) [astro-ph.HE]] [[Search inSPIRE](#)].
- [112] D. Gruber et al., *Astrophys. J. Suppl.*, **211**, 12 (2014) [[arXiv:1401.5069](#) [astro-ph.HE]] [[Search inSPIRE](#)].
- [113] D. Svinkin et al., GCN Circular 27595 (2020) (available at: <https://gcn.gsfc.nasa.gov/gcn3/27595.gcn3>, date last accessed: April 30, 2022).
- [114] A. Nitz et al., PyCBC (2020) (available at: <https://github.com/gwastro/pycbc>, date last accessed: April 30, 2022).
- [115] LIGO Scientific Collaboration, LIGO Algorithm Library (2018).
- [116] C. Capano, I. Harry, S. Privitera, and A. Buonanno, *Phys. Rev. D*, **93**, 124007 (2016) [[arXiv:1602.03509](#) [gr-qc]] [[Search inSPIRE](#)].
- [117] S. Husa, S. Khan, M. Hannam, M. Pürrer, F. Ohme, X. Jiménez Forteza, and A. Bohé, *Phys. Rev. D*, **93**, 044006 (2016) [[arXiv:1508.07250](#) [gr-qc]] [[Search inSPIRE](#)].
- [118] S. Khan, S. Husa, M. Hannam, F. Ohme, M. Pürrer, X. Jiménez Forteza, and A. Bohé, *Phys. Rev. D*, **93**, 044007 (2016) [[arXiv:1508.07253](#) [gr-qc]] [[Search inSPIRE](#)].

- [119] J. W. T. Hessels, S. M. Ransom, I. H. Stairs, P. C. C. Freire, V. M. Kaspi, and F. Camilo, *Science*, **311**, 1901 (2006) [[arXiv:astro-ph/0601337](#)] [[Search inSPIRE](#)].
- [120] A. H. Nitz, PhD thesis, Syracuse University (2015).
- [121] F. Foucart, *Phys. Rev. D*, **86**, 124007 (2012) [[arXiv:1207.6304](#) [astro-ph.HE]] [[Search inSPIRE](#)].
- [122] F. Pannarale and F. Ohme, *Astrophys. J. Lett.*, **791**, L7 (2014) [[arXiv:1406.6057](#) [gr-qc]] [[Search inSPIRE](#)].
- [123] K. Kyutoku, M. Shibata, and K. Taniguchi, *Phys. Rev. D*, **82**, 044049 (2010); 84, 049902 (2011) [erratum] [[arXiv:1008.1460](#) [astro-ph.HE]] [[Search inSPIRE](#)].
- [124] A. Nicuesa Guelbenzu et al., *Astron. Astrophys.*, **548**, A101 (2012) [[arXiv:1206.1806](#) [astro-ph.HE]] [[Search inSPIRE](#)].
- [125] W. Fong et al., *Astrophys. J.*, **780**, 118 (2014) [[arXiv:1309.7479](#) [astro-ph.HE]] [[Search inSPIRE](#)].
- [126] A. Panaitescu, *Mon. Not. Roy. Astron. Soc.*, **367**, L42 (2006) [[arXiv:astro-ph/0511588](#)] [[Search inSPIRE](#)].
- [127] E. Troja et al., *Astrophys. J.*, **827**, 102 (2016) [[arXiv:1605.03573](#) [astro-ph.HE]] [[Search inSPIRE](#)].
- [128] B. Allen, W. G. Anderson, P. R. Brady, D. A. Brown, and J. D. E. Creighton, *Phys. Rev. D*, **85**, 122006 (2012) [[arXiv:gr-qc/0509116](#)] [[Search inSPIRE](#)].
- [129] F. Ozel, D. Psaltis, R. Narayan, and A. S. Villarreal, *Astrophys. J.*, **757**, 55 (2012) [[arXiv:1201.1006](#) [astro-ph.HE]] [[Search inSPIRE](#)].
- [130] B. Kiziltan, A. Kottas, M. De Yoreo, and S. E. Thorsett, *Astrophys. J.*, **778**, 66 (2013) [[arXiv:1309.6635](#) [astro-ph.SR]] [[Search inSPIRE](#)].
- [131] M. Coleman Miller and J. M. Miller, *Phys. Rept.*, **548**, 1 (2014) [[arXiv:1408.4145](#) [astro-ph.HE]] [[Search inSPIRE](#)].
- [132] Y. Pan, A. Buonanno, A. Taracchini, L. E. Kidder, A. H. Mroué, H. P. Pfeiffer, M. A. Scheel, and B. Szilágyi, *Phys. Rev. D*, **89**, 084006 (2014) [[arXiv:1307.6232](#) [gr-qc]] [[Search inSPIRE](#)].
- [133] A. Taracchini et al., *Phys. Rev. D*, **89**, 061502 (2014) [[arXiv:1311.2544](#) [gr-qc]] [[Search inSPIRE](#)].
- [134] S. Babak, A. Taracchini, and A. Buonanno, *Phys. Rev. D*, **95**, 024010 (2017) [[arXiv:1607.05661](#) [gr-qc]] [[Search inSPIRE](#)].
- [135] L. Blanchet, B. R. Iyer, C. M. Will, and A. G. Wiseman, *Class. Quant. Grav.*, **13**, 575 (1996) [[arXiv:gr-qc/9602024](#)] [[Search inSPIRE](#)].
- [136] B. Mikoczi, M. Vasuth, and L. A. Gergely, *Phys. Rev. D*, **71**, 124043 (2005) [[arXiv:astro-ph/0504538](#)] [[Search inSPIRE](#)].
- [137] K. G. Arun, A. Buonanno, G. Faye, and E. Ochsner, *Phys. Rev. D*, **79**, 104023 (2009); 84, 049901 (2011) [erratum] [[arXiv:0810.5336](#) [gr-qc]] [[Search inSPIRE](#)].
- [138] A. Bohé, S. Marsat, and L. Blanchet, *Class. Quant. Grav.*, **30**, 135009 (2013) [[arXiv:1303.7412](#) [gr-qc]] [[Search inSPIRE](#)].
- [139] A. Bohé, G. Faye, S. Marsat, and E. K. Porter, *Class. Quant. Grav.*, **32**, 195010 (2015) [[arXiv:1501.01529](#) [gr-qc]] [[Search inSPIRE](#)].
- [140] C. K. Mishra, A. Kela, K. G. Arun, and G. Faye, *Phys. Rev. D*, **93**, 084054 (2016) [[arXiv:1601.05588](#) [gr-qc]] [[Search inSPIRE](#)].
- [141] C. Malacaria, GCN Circular 27609 (2020) (available at: <https://gcn.gsfc.nasa.gov/gcn3/27609.gcn3>, date last accessed: April 30, 2022).
- [142] B. P. Abbott et al., *Phys. Rev. D*, **94**, 102001 (2016) [[arXiv:1605.01785](#) [gr-qc]] [[Search inSPIRE](#)].
- [143] B. P. Abbott et al., *Phys. Rev. D*, **93**, 122008 (2016) [[arXiv:1605.01707](#) [astro-ph.HE]] [[Search inSPIRE](#)].
- [144] B. P. Abbott et al., *Astrophys. J.*, **874**, 163 (2019) [[arXiv:1902.01557](#) [astro-ph.HE]] [[Search inSPIRE](#)].
- [145] J. Aasi et al., *Phys. Rev. D*, **89**, 122004 (2014) [[arXiv:1405.1053](#) [astro-ph.HE]] [[Search inSPIRE](#)].
- [146] T. M. Koshut, C. Kouveliotou, W. S. Paciesas, J. van Paradijs, G. N. Pendleton, M. S. Briggs, G. J. Fishman, and C. A. Meegan, *Astrophys. J.*, **452**, 145 (1995).
- [147] M. A. Aloy, E. Mueller, J. M. Ibáñez, J. M. Martí, and A. MacFadyen, *Astrophys. J. Lett.*, **531**, L119 (2000) [[arXiv:astro-ph/9910466](#)] [[Search inSPIRE](#)].
- [148] A. I. MacFadyen, S. E. Woosley, and A. Heger, *Astrophys. J.*, **550**, 410 (2001) [[arXiv:astro-ph/9910034](#)] [[Search inSPIRE](#)].
- [149] W. Zhang, S. E. Woosley, and A. I. MacFadyen, *Astrophys. J.*, **586**, 356 (2003) [[arXiv:astro-ph/0207436](#)] [[Search inSPIRE](#)].
- [150] D. Lazzati, *Mon. Not. R. Astr. Soc.*, **357**, 722 (2005) [[arXiv:astro-ph/0411753](#)] [[Search inSPIRE](#)].

- [151] X.-Y. Wang and P. Mészáros, *Astrophys. J.*, **670**, 1247 (2007) [[arXiv:astro-ph/0702441](#)] [[Search in SPIRE](#)].
- [152] D. Burlon, G. Ghirlanda, G. Ghisellini, D. Lazzati, L. Nava, M. Nardini, and A. Celotti, *Astrophys. J. Lett.*, **685**, L19 (2008) [[arXiv:0806.3076](#) [astro-ph]] [[Search in SPIRE](#)].
- [153] D. Burlon, G. Ghirlanda, G. Ghisellini, J. Greiner, and A. Celotti, *Astron. Astrophys.*, **505**, 569 (2009) [[arXiv:0907.5203](#) [astro-ph.HE]] [[Search in SPIRE](#)].
- [154] D. Lazzati, B. J. Morsony, and M. C. Begelman, *Astrophys. J. Lett.*, **700**, L47 (2009) [[arXiv:0904.2779](#) [astro-ph.HE]] [[Search in SPIRE](#)].
- [155] G. Vedrenne and J.-L. Atteia, *Gamma-Ray Bursts: The Brightest Explosions in the Universe* (Springer Science & Business Media, New York, 2009).
- [156] M. H. P. M. van Putten, *Phys. Rev. Lett.*, **87**, 091101 (2001) [[arXiv:astro-ph/0107007](#)] [[Search in SPIRE](#)].
- [157] M. H. P. M. van Putten, G. M. Lee, M. Della Valle, L. Amati, and A. Levinson, *Mon. Not. R. Astr. Soc.*, **444**, 58 (2014) [[arXiv:1411.6939](#) [astro-ph.HE]] [[Search in SPIRE](#)].
- [158] B. F. Schutz, *Class. Quant. Grav.*, **28**, 125023 (2011) [[arXiv:1102.5421](#) [astro-ph.IM]] [[Search in SPIRE](#)].
- [159] LIGO, Virgo, and KAGRA Collaborations, The O3GK Data Release (Gravitational Wave Open Science Center, 2022) (available at: <https://www.gw-openscience.org/O3/O3GK/>, date last accessed: April 30, 2022).